

COMPENDIUM

31 MAY–3 JUNE 2023 | RICHMOND, VA
NATIONAL GENEALOGICAL SOCIETY
FAMILY HISTORY CONFERENCE

PRESENTED BY:
NATIONAL GENEALOGICAL SOCIETY®
6400 Arlington Blvd., Suite 810
Falls Church, VA 22042-2318
703-525-0050 | 800-473-0060
ngsgenealogy.org

LOCAL HOST:
VIRGINIA GENEALOGICAL SOCIETY
P. O. Box 626
Orange, VA 22960-0365
admin@vgs.org
vgs.org

NATIONAL GENEALOGICAL SOCIETY® FOUNDED 1903

© 2021 National Genealogical Society

Become the storyteller in your family with the Ancestry® App.



Access everything desktop has to offer + Storymaker Studio*.

- Bring new life to your photos with the colorization feature
- Record voice memories with the Audio Capture function
- Scan, crop, and enhance your old photos
- Keep your tree organized with tagging features
- Wow your family with stories of your favorite memories

Download for FREE

Download on the App Store · GET IT ON Google Play · Available at amazon

*Some users will not be able to access Storymaker Studio until August 2023.

ancestry®

NATIONAL GENEALOGICAL SOCIETY®

2023 FAMILY HISTORY CONFERENCE

31 MAY–JUNE 3 2023

#NGS2023GEN

CONFERENCE COMPENDIUM

© 2023 National Genealogical Society, 6400 Arlington Blvd., Suite 810, Falls Church, VA 22042-2318. All rights reserved.

Copyright applies to the compiled material presented herein as the National Genealogical Society 2023 Family History Conference Program Syllabus. Any copying, electronic manipulation, or other use of this matter, beyond the limitation of "Fair Use," is expressly prohibited without the specific permission of the National Genealogical Society. Every lecturer retains specific, individual copyright for his or her submitted material.

Are you a member of a Society, Library, Archive or Museum?
Learn how to make it Thrive!

Family Matters – a partnership between the National Genealogical Society and Vivid-Pix

Community Engagement Program

The Family Matters Program includes the Vivid-Pix Memory Station™ hardware and software, education courses in genealogy / family history, photo organization, photography, storytelling and photo reminiscence, as well as the Family Matters Outreach Toolkit.

Family Matters Outreach Toolkit provides genealogy / family history organizations turnkey materials to attract new audiences to their programs, showcase their specialty records and research techniques, and introduce new people to the excellent work that you do.



Community Engagement Program Includes

Vivid-Pix Memory Station



Education



Templated Marketing Kit



At your society, library, archive, museum







FAMILY MATTERS

Vivid-Pix.com/FamilyMatters

At your home





VIVID-PIX Memory Station

Vivid-Pix.com/MemoryStation

A Message from the NGS President	viii
About NGS	xi
Conference Sponsors	xii
Participating Organizations	xiii
NGS Leadership	xiv
Conference Committee	xv
Covention Center Maps	xvi
Richmond Map	xviii
Local Host Society Virginia Genealogical Society	xx
Delegate Council Steering Committee	xxiii
SLAM Committee—Societies, Libraries, Archives, and Museums	xxiii
Acknowledgments	xxv
Exhibit Booth Event Schedule	xxvi
Social Media Policy	xxix
Session Schedule	1
Speaker Biographies	12
Index of Speakers	18
Abbreviations	20
Speaker Materials	23
Directory of Exhibitors	557

© 2023 National Genealogical Society, 6400 Arlington Blvd., Suite 810, Falls Church, VA 22042-2318. All rights reserved.

Copyright applies to the compiled material presented herein as the National Genealogical Society 2023 Family History Conference Program. Any copying, electronic manipulation, or other use of this matter, beyond the limitation of "Fair Use," is expressly prohibited without the specific permission of the National Genealogical Society. Every lecturer retains specific, individual copyright for his or her submitted material.



FamilySearch

Discover your Family Story

Millions of records available for free

FamilySearch provides the following free services to help people discover more about who they are by learning about their ancestors—all at no cost:

- Access to billions of historical records online (over 1 million more added daily)
- The ability to preserve and share personal and family memories—photos, stories, and historical family documents
- A collaborative online family tree to build, preserve and share common ancestries
- Personal research help through in more than 5,000 Family History Centers and our main Family History Library

Visit FamilySearch.org today!

MyHeritage

- Build your family tree
- Get automatic matches to other family trees
- Collaborate with relatives around the world
- Search global historical records
- Uncover your ancestors' stories
- Receive automatic record matches to your family tree



myheritage.com

A MESSAGE FROM THE NGS PRESIDENT

WE ARE PLEASED TO WELCOME YOU to the 45th National Genealogical Society Family History Conference, Virginia Deep Roots of a Nation. Whether you are attending the NGS 2023 conference In-Person in Richmond, Virginia, or Online at Home, we hope this year's conference will help take your genealogical knowledge to the next level. I'm sure you agree that it is great to be back together again connecting with friends and associates who share our common interest in genealogy.

NGS would like to acknowledge and honor the Indigenous People upon whose ancestral homeland we convene this conference. Their ancestors have lived in the territory now known as Virginia for more than 15,000 years. We recognize and pay tribute to the Powhatan Confederacy and others—both past and present—who settled in Richmond.

On behalf of NGS, I want to thank the 2023 Local Host Society, the Virginia Genealogical Society. VGS President, Nicki Peak Birch, CG; Conference Chair, Teresa A. Kelley; and Host Committee Chair Mary O'Brien Vidlak, CG; and all the committee members who tirelessly helped shape and plan this year's program and events as well as Online at Home Chair, C. Ann Staley, CG, CGL. Thanks also to the NGS team including members of our board, staff, speakers, conference committee, and volunteers who make this excellent program possible.

The NGS Family History Conference is created for family history researchers of all levels—beginner, intermediate, and advanced. You won't want to miss the opening session with keynote speaker Christy S. Coleman nor the NGS luncheon featuring Meryl Frank. Both events this year will include NGS announcements, awards, and door prizes. Several session topics this year emphasize Virginia, neighboring states, and migration into and out of Virginia. On Saturday, NGS and the Afro-American Historical and Genealogical Society (AAHGS) are introducing the James Dent Walker Memorial Lecture Series featuring five sessions on African- American research. Additional sessions include researching Jewish, Irish, Asian, Native American, and Italian cultural groups. The BCG Skillbuilding track provides many case studies emphasizing use of the genealogical proof standard. Other conference topics include DNA, military records, writing, methodology, land and maps, technology and more. NGS will be using the Whova conference app which enables you to easily search by speaker and topic. We encourage you to download the Whova app prior to arriving in Richmond. The conference app includes the latest conference information, daily announcements, and session room assignments.

NGS will be live streaming five sessions on Friday and Saturday in the virtual Online at Home program. Everyone who registers for the in-person full conference will receive access to the Online at Home virtual program until 15 August 2023.

Pre-conference events on Wednesday include tours, the Delegate Council, the BCG Education Fund, the FOCUS program, and the SLAM! Idea Showcase. Genealogical related organizational mentoring and assistance are now an important part of our annual FOCUS event enabling society leaders, librarians, and archivists to share ideas and strengthen our genealogical community. The Expo Hall opens at 6:30 p.m. on Wednesday and provides everyone an opportunity to connect with other genealogists while they explore the more than forty exhibitors' booths.

An important part of our success is the generous support of our sponsors. This year our Platinum sponsor is Ancestry™; Gold sponsors are Family Tree Maker, FamilySearch, MyHeritage, and VIVID-PIX; Silver sponsors are APG, GENI, and Mylio Photos; Bronze sponsors are American Ancestors, Artifcts, FamilyTreeDNA, Forever, Lakehead University, Storied, The New York Film Shop, Voss Signs, and Your Legacy Your Story. We also thank the genealogical societies and organizations that sponsor lecturers and luncheons.

Finally, thank you for supporting the National Genealogical Society, our conferences, and virtual programs.



Kathryn M. Doyle,
President



#NGS2023GEN

FIND YOUR STORY IN VIRGINIA'S PAST

The Library is the world's most comprehensive resource for exploring the commonwealth's history, culture and government.

Visit our NGS webpage to find visiting hours, research tips and much more:
edu.lva.virginia.gov/welcome-ngs-conference-attendees

START HERE

200 LIBRARY OF VIRGINIA
1823–2023





Afro-American Historical and Genealogical Society, Inc.

Congratulations
National Genealogical Society, Inc.
on
the 2023 national conference
and
the launch of the
James Dent Walker Series



The National Genealogical Society (NGS) is a non-profit membership organization dedicated to advancing the family history community. Founded in 1903, NGS was the first national US genealogical organization. Today its members include individuals, family organizations, societies, libraries, archives, and museums. NGS strives to encourage collaboration in the genealogical community and best practices in advocacy, education, preservation, and research to enable people of all cultures to discover the past and create a lasting legacy.

By teaching research skills, NGS has helped generations of Americans find their ancestors and family stories to pass on to their descendants. NGS offers guidance for everyone, from the beginner to the most advanced family historian, through its online courses, books, audio and video recordings, webinars, the annual NGS Family History Conference, and acclaimed articles in *NGS Monthly, NGS Magazine,* and the *National Genealogical Society Quarterly.*

OUR MISSION IS TO INSPIRE, CONNECT, AND LEAD THE FAMILY HISTORY COMMUNITY.

WE FOSTER COLLABORATION AN BEST PRACTICES IN ADVOCACY, EDUCATION, PRESERVATION, AND RESEARCH.

WE ENABLE PEOPLE, CULTURES, AND ORGANIZATIONS TO DISCOVER THE PAST AND CREATE A LASTING LEGACY FOR GENERATIONS. PAST. PRESENT. FUTURE.

The NGS website, **ngsgenealogy.org**, offers many free resources and tools to get everyone started in family history. It also recommends pathways to learning, from Getting Started to Building Advanced Skills, and even becoming a professional genealogist. Visitors will find advice on records, methodology, using DNA, tips and techniques to build your family tree, advice for family historians, societies, and organizations and more.

Headquartered in Falls Church, Virginia, NGS has members in all fifty of the United States.

#NGS2023GEN

ancestry
Platinum Level

Family Tree Maker
Gold Level

FamilySearch
Gold Level

MyHeritage
Gold Level

VIVID-PIX
Gold Level

apg
Silver Level

Geni
A MyHeritage Company
Silver Level

mylio photos
Silver Level

American Ancestors
by New England Historic Genealogical Society
Bronze Level

Artifcts
Bronze Level

FamilyTreeDNA
Bronze Level

FOREVER
Bronze Level

Lakehead University
Paleo-DNA Laboratory
Centre for Analytical Services
Bronze Level

Storied
Bronze Level

The New York Film Shop
Bronze Level

Voss Signs
Your Message. Your Way. When You Need It.
Bronze Level

YOUR LEGACY YOUR STORY
Bronze Level

Visit our sponsors in the Expo Hall.

#NGS2023GEN

Afro-American Historical and Genealogical society (AAHGS)
Ancestry®
Association of Professional Genealogists (APG)
Board for Certification of Genealogists (BCG)
BCG Education Fund
FamilySearch
Family Tree Maker
International Commission for the Accreditation of Professional Genealogists (ICAPGen)
Mid-Atlantic Germanic Society
MyHeritage
New England Historic Genealogical Society (NEHGS)
New York Genealogical and Biographical Society (NYG&B)
North Carolina Genealogical Society (NCGS)
National Society Daughters of the American Revolution (NSDAR)
Palatines to America (PAL)
Virginia Genealogical Society (VGS)



#NGS2023GEN

NGS BOARD OF DIRECTORS

President	Kathryn M. Doyle (California)
Vice President	Ellen Pinckney Balthazar (Texas)
Vice President, Society and Organization Management	Cheri Hudson Passey (South Carolina)
Secretary	W. Samuel Williams (Virginia)
Treasurer	Douglas Klein, CPA (Ohio)
Directors	Janice Cross-Gilyard (New Jersey) Ed Donakey (Utah) Lisa Fanning (Maryland) Ashley Gonzalez (Florida) Sara Gredler, CG, AG (Colorado) Marlis Humphrey (Florida) Robert Johnson, JD, CG (Minnesota) Andre Kearns (Washington, DC) Judy Nimer Muhn (Michigan) David E. Rencher, AG, CG, FUGA, FIGRS (Utah)
Past President	Benjamin B. Spratling, JD (Alabama)

NGS ADMINISTRATION

Education Course Manager	Mary Kathryn Kozy
Education Director	Angela Packer McGhie, CG, FUGA
Executive Director	Matt Menashes, CAE
Member Services Manager	Susan Yockey
Organizations and Communities Manager	Kate Smith

NGS PUBLICATIONS

NGS Magazine	**Editor**	Deb Cyprych
NGS Quarterly	**Co-Editor**	Margaret R. Fortier, CG (Massachusetts)
	Co-Editor	Mary Kircher Roddy, CG (Washington)
NGS Monthly	**Editor**	Katharine Korte Andrew

#NGS2023GEN

NGS CONFERENCE COMMITTEE

Committee Chair	Jan Alpert, FNGS
Conference Chair	Teresa A. Kelley
Online at Home Chair	C. Ann Staley, CG, CGL
VGS Host Chair	Mary O'Brien Vidlak, CG
FOCUS Co-Chairs	Kate Smith
	Cheri Hudson Passey
Event Management	Caitlin Gaborow, CMP, Delaney Event Management

MARKETING AND COMMUNICATIONS

Terry Koch-Bostic

Kathryn M. Doyle

Terry Jennings

C. Ann Staley, CG, CGL

Jan Alpert, FNGS

Matt Menashes, CAE

Susan Yockey

Ellen Pinckney Balthazar

Kate Smith

Angela Packer McGhie, CG, FUGA

VIRGINIA GENEALOGICAL SOCIETY HOST COMMITTEE

Host and Events Co-Chairs	Mary O'Brien Vidlak, CG
	Nicki Peak Birch, CG
Volunteer Co-Chairs	Birgitte H. Tessier
	May Saxton
Check-in Chair	Kathy Merithew
Publicity Co-Chairs	Robin Dwyer-Maurice
	Teresa A. Kelley
Social Media Chair	Kelley Lear
VGS Booth Co-Chairs	Mike Saxton
	May Saxton

#NGS2023GEN

LEVEL 1

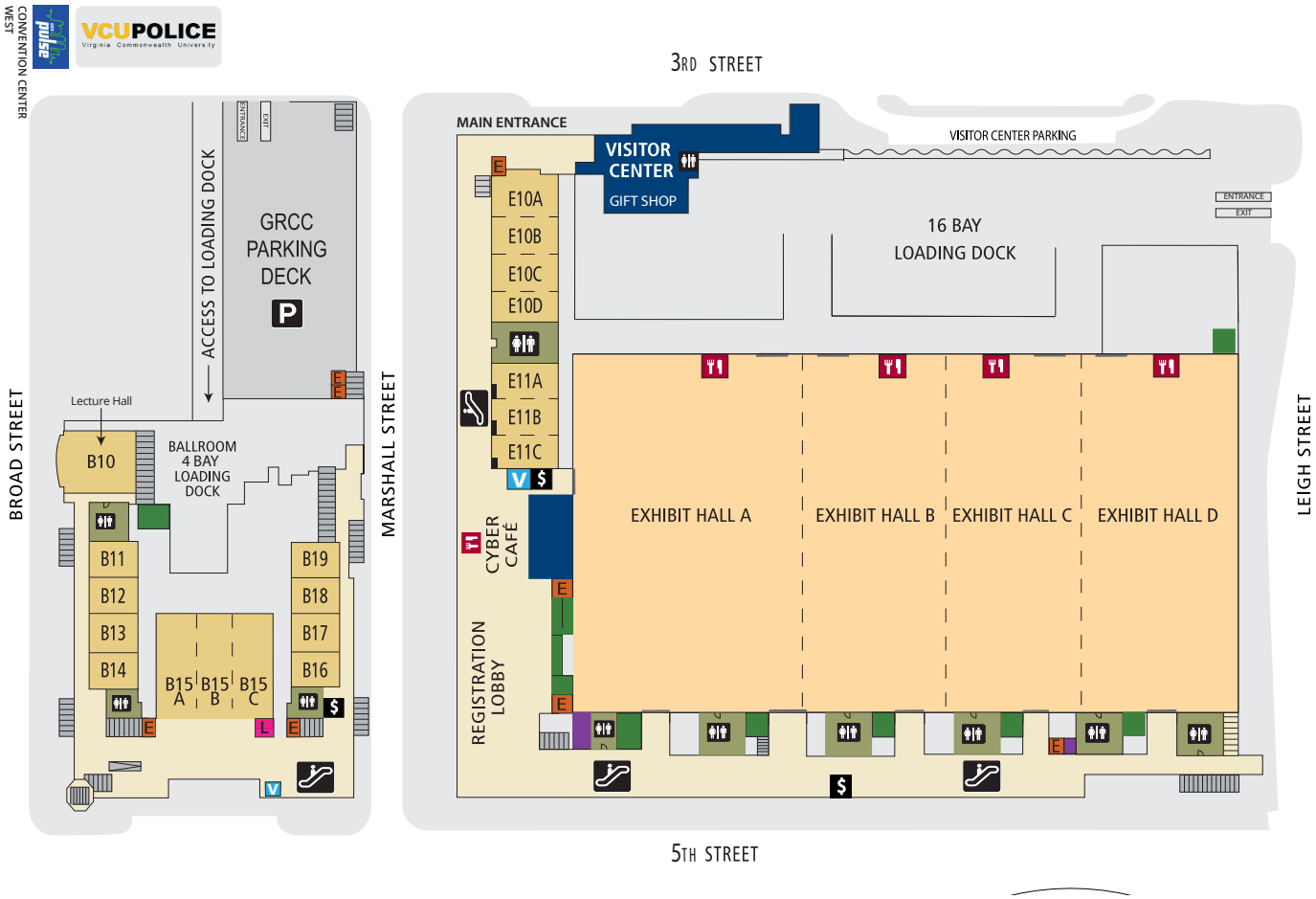

#NGS2023GEN

LEVEL 2

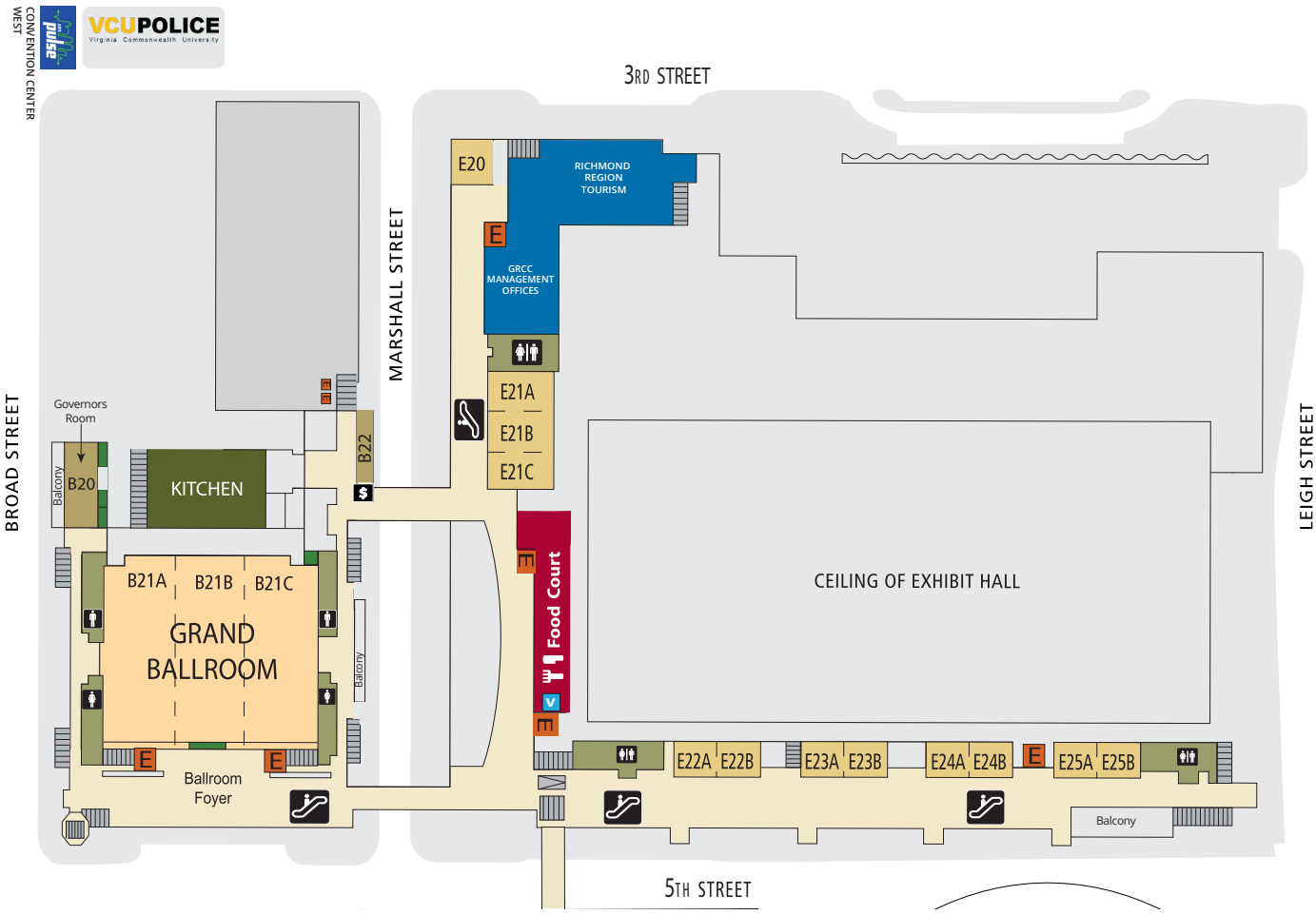
CONVENTION CENTER WEST
VCU POLICE
Virginia Commonwealth University
3RD STREET
MARSHALL STREET
BROAD STREET
LEIGH STREET
#NGS2023GEN
E20
RICHMOND REGION TOURISM
GRCC MANAGEMENT OFFICES
E21A
E21B
E21C
Governors Room
B20
Balcony
KITCHEN
B22
B21A
B21B
B21C
GRAND BALLROOM
Balcony
Ballroom Foyer
Food Court
CEILING OF EXHIBIT HALL
E22A
E22B
E23A
E23B
E24A
E24B
E25A
E25B
Balcony
5TH STREET

RICHMOND MAP

#NGS2023GEN

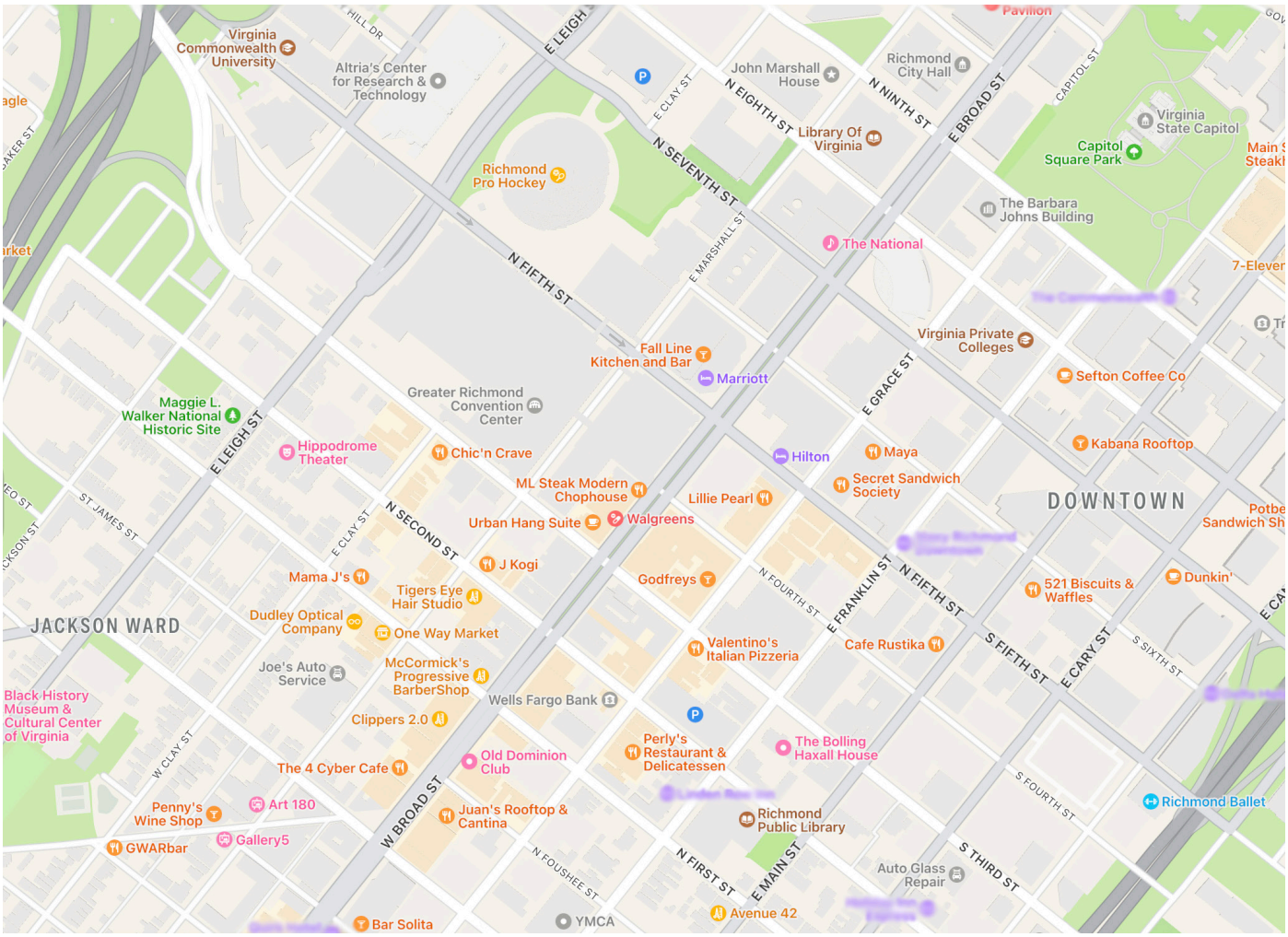

Discover, explore and expand your IRISH heritage, culture and ancestry!

Join the IRISH GENEALOGICAL SOCIETY INTERNATIONAL and open the door to your personal IRISH legacy.

Go to: irishgenealogical.org and become a member today.



IGSI Membership Benefits Include

- Copies of our award winning quarterly journal, *The Septs*, and our bi-monthly newsletter, *Ginealas*, delivered direct to your inbox
- Member discount to our robust Educational webinar offerings. Ten webinars each year with speakers such as Fiona Fitzsimons, John Grenham and Chris Paton
- Access to Members Only section of our website; view previously-recorded webinars and over 30 years of searchable back issues of *The Septs*
- Members access to our Hoffman Research Library (Mendota Heights, MN) with 3,000+ Irish focused research collection and online genealogy services. Available both in person and through our Research Team
- Free assistance with Irish research on the 2nd Saturday of each month – Irish Saturday at the Hoffman Research Library
- Access in the library to *FindMyPast*, Ancestry.com, *Fold3,* Newspapers.com and John Grenham's *Irish Ancestors* at JohnGrenham.com
- and more

To learn more about IGSI please visit our website at irishgenealogical.org.

IRISH GENEALOGICAL SOCIETY INTERNATIONAL

Virginia Genealogical Society

www.vgs.org

On behalf of the Virginia Genealogical Society, I welcome you to the NGS 2023 Family History Conference in Richmond. The conference's theme, *Virginia: Deep Roots of a Nation*, describes Virginia's significant role in the history of our country.

VGS would like to thank NGS for choosing us to serve as the local host society for the 2023 conference. We also want to acknowledge the VGS committee members (listed elsewhere) who spent months preparing for this in-person event.

Many of the lectures at the conference will help you prepare to take full advantage of the opportunities for Virginia research. There are multiple presentations to help develop your genealogical skills and enhance your knowledge, including many sessions with a focus on Virginia. We hope you are planning to spend extra time before or after the conference examining some of the unique records at repositories like the Library of Virginia (LVA). VGS is thrilled that, in addition to being open from 9 a.m. to 5 p.m. on Tuesday through Saturday, LVA has arranged to be open late on Thursday, June 1, to allow you to put your newly acquired research skills into practice!

Workshops and tours will take place on Wednesday, May 31. The lectures and luncheons will be Thursday through Saturday. The VGS-sponsored luncheon will take place on Thursday, June 1. Renowned author and speaker Connie Lapallo will be our featured speaker. If you haven't read her books about the women and children of Jamestown, you are in for a treat!

On Friday evening, VGS will host a buffet dinner and cocktail hour. Attendees will enjoy regional beverages and cuisine while mingling with costumed interpreters representing the three cultures of early Virginia. A speaker from the Jamestown-Yorktown Foundation will present a talk on the *Convergence of Cultures* — the Native American Powhatan tribes, the English, and the West Central Africans of the early seventeenth century. This is also an event not to be missed!

Welcome to Richmond!

Regards,

Nicki

Nicki Peak Birch, CG
President

The mission of the Virginia Genealogical Society is to promote and foster family history education and research, publish genealogical information, and share accumulated knowledge.

#NGS2023GEN

VIRGINIA GENEALOGICAL SOCIETY

President	Nicki Peak Birch, CG
Vice President	Birgitte H. Tessier
Treasurer	Mary O'Brien Vidlak, CG
Secretary	Kathy Merithew
Past President	Teresa A. Kelley
Historian	Conley Edwards

VGS GOVERNORS AT LARGE

Susan B. Chiarello

Donald W. Moore

Selma E. Stewart

Dr. Shelley Viola Murphy

May Saxton

Peter E. Broadbent Jr, JD

Roccie Hill, MA

Teresa Ann Mills, CG

VGS LOCAL SOCIETY DIRECTORS

Robin Comfort

Mike Saxton

Paula Williams

#NGS2023GEN



Advanced Skills in Genealogy

A Certificate Course from the National Genealogical Society

Mastery of family history research skills is the basis for building an accurate genealogy. The National Genealogy Society (NGS) has designed a course specifically for this purpose called Advanced Skills in Genealogy to support intermediate to advanced genealogists.

This institute-level, standards-based course written by genealogy education experts helps students master genealogical records and methodology. Students who complete the course will earn a certificate in Advanced Skills in Genealogy.

Students receive guidance in sixteen significant types of genealogical records, analysis and correlation of information, and methodologies and strategies to meet genealogical challenges. The course teaches advanced skills through the use of extensive course materials, case studies, *NGS Quarterly* and *NGS Magazine* articles, video presentations, live Zoom sessions, and hands-on activities. Practical assignments provide an opportunity to reinforce concepts and build skills for future research. Mentors grade key assignments and provide personalized feedback.

The Advanced Skills course will empower you to discover more records and recognize if they are the *correct records* for the family you are researching.

For decades, genealogists from beginner to advanced have practiced and developed their skills with NGS's home study courses. NGS continues to provide the best online genealogical courses to help you succeed in building and preserving your family history.

ngsgenealogy.org | Special rates for NGS Members

NATIONAL GENEALOGICAL SOCIETY

NGS Education. Build Your Skills. Build Your Family History.

©2023 NATIONAL GENEALOGICAL SOCIETY

2022-2023 DELEGATE COUNCIL STEERING COMMITTEE

Chair	Kate Townsend
Vice Chair	Karen Molohon, MS
Secretary	Sue Fitzpatrick, MLS
Delegates	Stacy Ashmore Cole
	Jessica Horne Collins
	Ashley Ramey Craig
	B. Judith Quigley Fenner
	Kate Huffman
	Kristi L. Sexton
	Matt Weismantel
Vice President for Society and Organization Management	Cheri Hudson Passey
Immediate Past Chair	W. Samuel Williams

#NGS2023GEN

2023 SLAM! IDEA SHOWCASE COMMITTEE

Chair	Kris Rzepczynski, MLIS, MA
	Melissa Barker
	Cara Griggs, MLIS
	Taneya Koonce, MSLS, MPH
	Jessica Trotter, MSI
	Ari Wilkins

Special thanks to SLAM! Idea Showcase emcee Judy G. Russell, JD, CG, CGL

NATIONAL GENEALOGICAL SOCIETY
FOUNDED 1903

NEW NGS Online Course

Foundations in Family History

Course Program

Foundations 101: Drawing Up the Family Blueprint

1. Getting Started
2. Home Sources
3. Family Stories, Traditions, and Interviews
4. Names and Establishing Identities
5. The Research Plan

Foundations 102: Laying the Foundation

6. Analyzing Records
7. Using FamilySearch.org
8. Vital Records
9. Census Records
10. Newspapers
11. Cemetery Records

Foundations 103: Framing in Your Family

12. Introduction to Probate Records
13. Religious Records
14. Published Sources and Manuscripts
15. Research Repositories: Online and Offline
16. DNA Basics
17. Writing and Sharing Research
18. Expanding Research into Other Records (land, military, immigration)

ngsgenealogy.org
Special rates for NGS Members

NGS Education. Build Your Skills. Build Your Family History.

THE VOLUNTEERS

For their countless hours spent in service to NGS and the genealogical community.

THE STAFF OF THE NATIONAL GENEALOGICAL SOCIETY

For their many contributions of time, talent, and collaboration.

THE SPEAKERS

For their commitment to and exemplification of the highest standards of professional research and continuing education.

THE EXHIBITORS

For their continued support of our national conferences and their dedication to providing the best and latest materials, information, and services.

THE SPONSORS

For their invaluable monetary and enthusiastic support of our national conference.

THE ATTENDEES AND THE GENEALOGICAL COMMUNITY

For your interest in family history and your search for the best in knowledge, resources, and techniques that make this conference possible.

THE NGS BOARD OF DIRECTORS

For their dedication and hard work to link the future with the past.

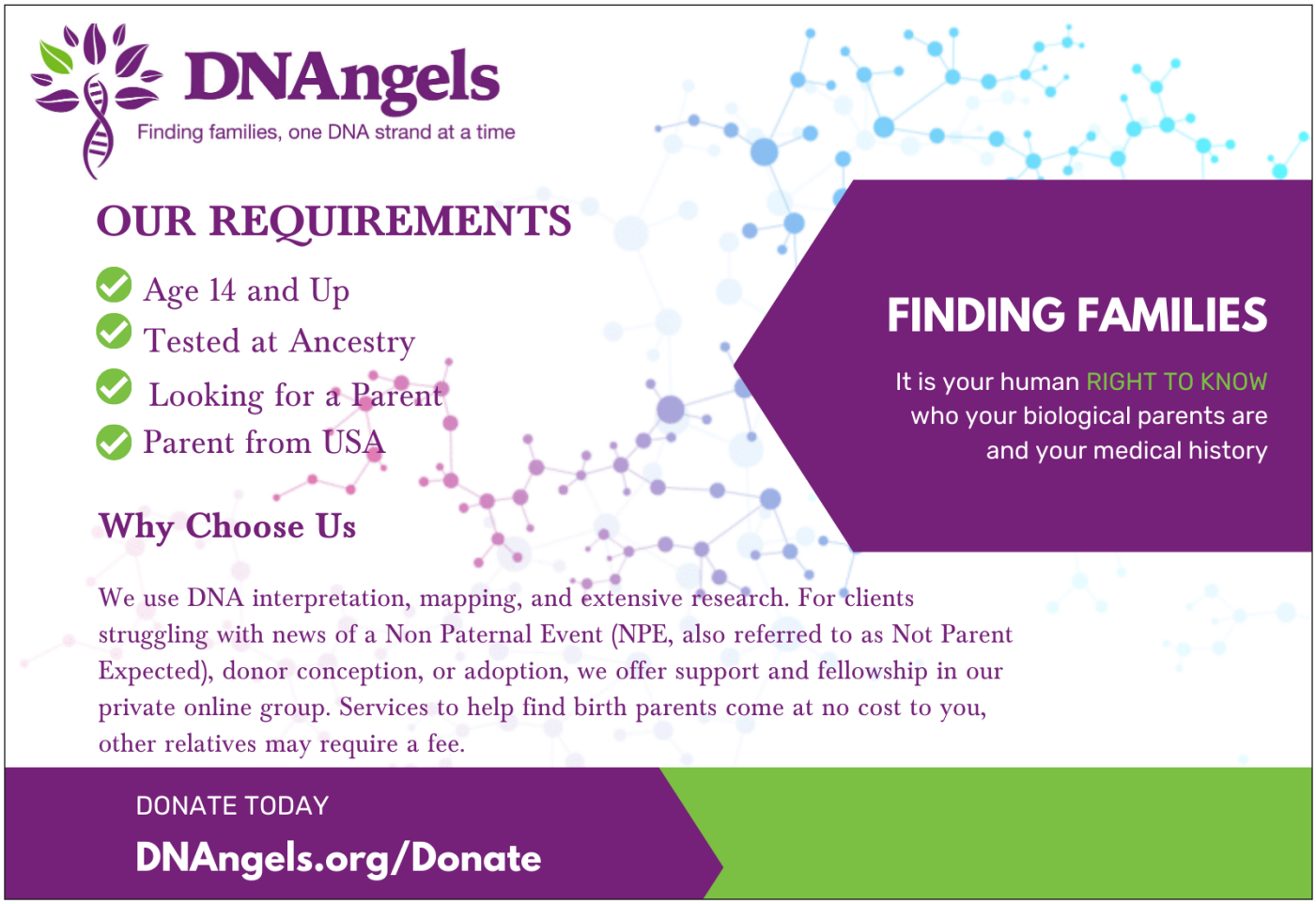

#NGS2023GEN

NGS EXHIBIT BOOTH EVENT SCHEDULE

Visit the NGS Booth to learn more about NGS publications and educational offerings and attend meet and greets with editors and authors. Check the daily NGS booth schedule on the Whova app for details.

Drawings will be held at the NGS booth in conjunction with Education sessions and Book signings.

A separate entry is required for each of these drawings and individuals must be present to win.

WEDNESDAY, 31 MAY 2023

6:30 p.m.	Organization Membership	Learn about NGS organization benefits for administrators and delegates with Kate Smith
6:45 p.m.	Education Session	Learn about Continuing Genealogical Studies course offerings
6:55 p.m.	Drawing	Enter to win a CGS course of your choice
7:00 p.m.	FORUM	Learn what FORUM is and how to use this NGS Member benefit with Kate Smith
7:15 p.m.	Education Session	Learn about the Advanced Skills in Genealogy course
7:25 p.m.	Drawing	Enter to win $100 off the Advanced Skills course

THURSDAY, 1 JUNE 2023

12:30 p.m.	Education Session	Learn about the Advanced Skills in Genealogy course
12:40 p.m.	Drawing	Enter to win $100 off the Advanced Skills course
12:45 - 1:15 p.m.	Meet and Greet	Meet the new *NGS Quarterly* editors, Margaret R. Fortier, CG and Mary Kircher Roddy, CG
1:15 p.m.	Education Session	Learn about the Foundations in Family History course
1:25 p.m.	Drawing	Enter to win the Foundations 101 course
1:30 p.m.	Meet and Greet	Author book signing with Thomas W. Jones, PhD, CG, FASG, FUGA, FNGS, *Mastering Genealogical Proof* and *Mastering Genealogical Documentation*
1:45 p.m.	Education Session	Learn about Continuing Genealogical Studies courses
1:55 p.m.	Drawing	Enter to win a CGS course of your choice
2:00 p.m.	FORUM	Learn what FORUM is and how to use this NGS Member benefit with Kate Smith
2:15 - 2:30 p.m.	Meet and Greet	Author book signing with Debra A. Hoffman
2:25 p.m.	Drawing	Enter to win the *Research in Maryland* book

#NGS2023GEN

FRIDAY, 2 JUNE 2023

10:30-11:00 a.m.	Meet and Greet	Author book signing with Rebecca Whitman Koford, CG, CGL
10:50 a.m.	Drawing	Enter to win the *Research in Maryland* book
10:40-10:50 a.m.	Education Session	Learn about the NGS course on War of 1812 Records
10:50 a.m.	Drawing	Enter to win the War of 1812 Records course
12:30 p.m.	Education Session	Learn about Continuing Genealogical Studies courses
12:40 p.m.	Drawing	Enter to win a CGS course of your choice
12:45 p.m.	Organization Membership	Learn about NGS organization benefits for administrators and delegates with Kate Smith
1:00-1:10 p.m.	Education Session	Revolutionary War, Civil War, and WWI courses with Craig Scott, CG, FUGA
1:10 p.m.	Drawing	Enter to win one of these military courses
1:15 p.m.	Education Session	Learn about the Foundations in Family History course
1:25 p.m.	Drawing	Enter to win Foundations 101
1:45 p.m.	Education Session	Learn about the Advanced Skills in Genealogy course
1:55 p.m.	Drawing	Enter to win $100 off the Advanced Skills course
2:00 - 2:20 p.m.	Meet and Greet	Author book signing with Rick Sayre, CG, CGL, FUGA and Pam Sayre, CG Retired (2021), FUGA
2:10 p.m.	Drawing	Enter to win the NEW *Research in Washington, DC* book
2:00 - 2:30 p.m.	Meet and Greet	Discuss the Preserve the Pensions project with David E. Rencher, AG, CG, FUGA, FIGRS
3:30 p.m.	Education Session	Learn about the course on Federal Land Records with Angela Packer McGhie, CG, FUGA
3:40 p.m.	Drawing	Enter to win the Federal Land Records course

SATURDAY, 3 JUNE 2023

1:00 p.m.	Education Session	Learn about the Foundations in Family History course
1:10 p.m.	Drawing	Enter to win the Foundations 101 course
1:30 p.m.	Education Session	Learn about the CGS course offerings
1:40 p.m.	Drawing	Enter to win a CGS course of your choice
2:00 p.m.	Education Session	Learn about the Advanced Skills in Genealogy course
2:10 p.m.	Drawing	Enter to win $100 off the Advanced Skills course

#NGS2023GEN

NEVER LOSE A PHOTO



Get Mylio Photos to organize and protect a lifetime of memories. Collect photos & videos, scattered across all your devices. Find everything in seconds. Protect. Share privately.

FREE DOWNLOAD: MYLIO.COM

mylio

Bringing the Past to Life

Heritage Library

HHL

History & Ancestry Research Center

Classes & Programs in Local History & Ancestry Research

Find Your Roots

Learn About The Lowcountry

VISIT US BOOTH #415

Open Monday-Friday 10am-3pm
The Professional Bldg | 2 Corpus Christi | Suite 100
Hilton Head Island, SC 29928 | 843.686.6560 | HeritageLib.org

You're uncovering history. Now save it.

***Creating Family Archives* is a step-by-step guide to saving family memorabilia like a pro.** From boxes in the attic to computers and phones overflowing with photos and files, this easy-to-follow handbook will help you create a family archives so that you can tell your story for future generations.

Written by acclaimed author and archivist Margot Note, *Creating Family Archives* helps you set goals that are realistic and rewarding. You'll learn to:

- assess your family treasures,
- decide what to keep and what to toss,
- organize and protect your collections,
- make your collections digital.

Your family history is uniquely yours. Rest easy knowing that future generations will be able to enjoy your family archives. **Order your copy today on Amazon, Kindle, or *https://tinyurl.com/Saving-Your-Memories*.**



SAA Society of American Archivists

178 pages | **$24.99**

IN-PERSON AND VIRTUAL SESSIONS

NGS does not permit screenshots, photography, audio, or video recordings of any presentations, including slides and handouts, at the NGS 2023 Family History Conference In-Person or Online at Home. All programs presented by NGS and its speakers 31 May–3 May 2023 in Richmond and presented Online at Home, are protected by copyright. The handouts contained in the conference compendium are for your use only. You may print a copy for easy reference but not replicate, share, or distribute.

NGS contracts with PlayBack Now to video record some lectures of speakers who provide their written consent.

NGS encourages participants to connect with others using the Whova app and via the "chat" feature during Online at Home during the conference week.

NGS permits and encourages the use of social media such as Facebook, Twitter, Instagram, and blogging to summarize, highlight, excerpt, review, critique, and promote the presented materials, handouts in the compendium, and the conference in general, provided that

- Copyright law is observed;
- Verbatim information is limited to a few quotes; and
- The author or speaker is referenced and cited appropriately.

FOLLOW NGS ON SOCIAL MEDIA, 31 MAY—JUNE 3 2023

#NGS2023GEN

- Follow us on Twitter and Instagram **(@ngsgenealogy)**.
- Like us on Facebook **(facebook.com/ngsgenealogy)**.
- Use the conference hashtags **#NGS2023GEN** on all social media posts.
- Highlight and comment on the program content but **do not share any of the materials** being presented in detail which is a violation of copyright.
- Chat about products and services in the EXPO Hall and in the Virtual Exhibit Hall on the **Whova App**.
- Provide feedback to the NGS staff and the conference committee by participating in conference surveys.
- Use the conference app to provide feedback for individual sessions.
- Provide feedback to NGS staff and the Program Committee by reviewing sessions.

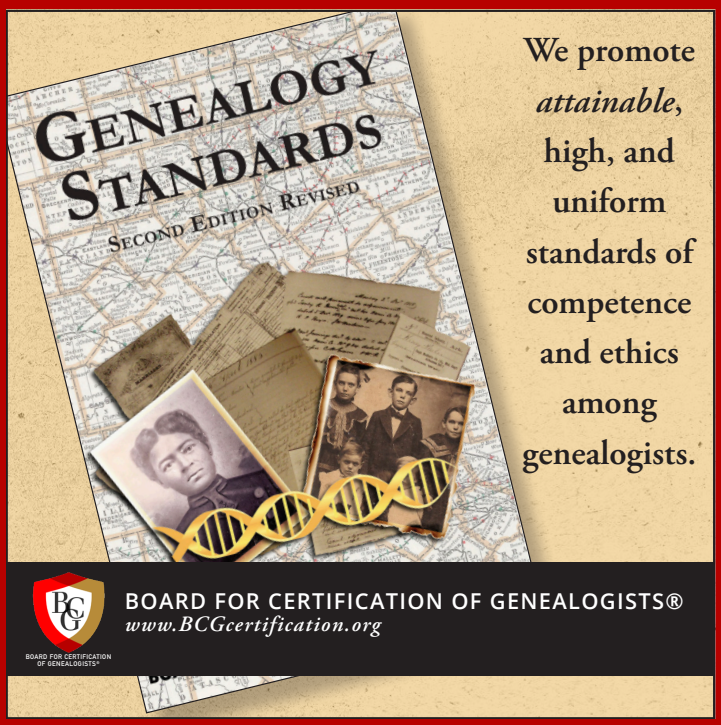

We promote *attainable*, high, and uniform standards of competence and ethics among genealogists.

BOARD FOR CERTIFICATION OF GENEALOGISTS®
www.BCGcertification.org



Geni
A MyHeritage Company

Home of the World Family Tree



Sign up for FREE, collaborate with millions of genealogists, and discover your connection to over 175 million people

www.geni.com

apg

Join the world's largest association for the genealogical profession!

The Association of Professional Genealogists (APG) is the world's largest association for the genealogical profession, with more than 2,000 professionals in more than forty countries. Our members include genealogists, librarians, writers, editors, historians, instructors, publishers, and others involved in genealogy-related careers.

Membership is just $120/year!

- Grow Your Network in Our Community of Professionals
- Increase Your Visibility with Potential Clients
- Access Professional Development and Business Resources
- Gain Knowledge with Education and Information Resources
- Advocate for the Interests of the Genealogy Community

Join today at apgen.org/join

Reduced rates available for young professionals and retired professionals.

The Premier Gateway for Discovering Ohio Family History Roots



OHIO GENEALOGICAL SOCIETY
19 59
OGS

Start your Ohio journey of discovery by joining OGS at www.ogs.org



SESSION SCHEDULE

WEDNESDAY SCHEDULE—31 MAY 2023

12:00 p.m. FOCUS LUNCHEON AND SHOUT-OUT | ALL | FS11 | E10-CD

Preservation and Access: Digital Initiatives at the Archives of Michigan

Kris Rzepczynski, MLIS, MA, Senior Archivist, Archives of Michigan

Learn the collaborative process for a society, library, archive, or museum to prioritize, develop, maintain, preserve, and provide user access to a digital collection.

MENU: Herb-crusted chicken with a white wine sauce, mashed potatoes and roasted vegetable medley

PRICE: Members $100 and Non-Members $125 | Includes FOCUS Program and Luncheon

Each organization member can have up to three officers, volunteers, or employees attend FOCUS (as well as the full conference) for the discounted member rate. The organization delegate or administrator should contact **registrar@ngsgenealogy.org** to obtain a discount code for your organization.

SOCIETY AND MEMBERSHIP GROWTH

2:00 p.m. FIVE WAYS TO OFFER YOUR SOCIETY QUALITY PROGRAMMING | ALL | FS01 | E11-B

Cheri Hudson Passey

Learn five ways to build and support membership with quality programming from assessing the needs of your society to finding and working with a speaker.

3:00 p.m. MINDING THE FUTURE: THE KEY TO OUR COMMUNITY'S SUCCESS | ALL | FS02 | E11-B

Matt Menashes, CAE, Executive Director NGS

Hear about foresight and how genealogy societies can benefit from the practice. Also, leard how genealogy organizations can improve education and strengthen diversity by working together.

4:00 p.m. USING TECHNOLOGY TO SUPERCHARGE GENEALOGY SOCIETIES | ALL | FS03 | E11-B

Ron Arons

Get tips on how to use technology to supercharge the operation and management of genealogy societies.

SOCIETY PROJECTS AND PROCEDURES

2:00 p.m. PRACTICALLY PERFECT PARTNERSHIPS: CREATING COLLABORATIVE PARTNERSHIPS BETWEEN YOUR SOCIETY AND OTHER ORGANIZATIONS | ALL | FS04 | E11-A

Kathleen Kaldis

Behind every thriving organization are collaborative relationships among many organizations. Discover how engaging and collaborative projects become a win-win for your society.

3:00 p.m. CONSIDERING THE CONSEQUENCES: WHEN YOUR SOCIETY IS OUT OF ORDER | ALL | FS05 | E11-A

Kristi L. Sexton

This session reviews the repercussions of not having a succession plan within the society and its board, with recommendations to ensure the future succession of your society.

4:00 p.m. YOUR SOCIETY'S MANAGEMENT: NONPROFIT FUNDAMENTALS | I | FS06 | E11-A

Judy Nimer Muhn

This presentation for board leaders and members includes the "four buckets" of nonprofit management and how they apply in the genealogy community.

#NGS2023GEN

Lecture Levels: B—Beginner, BI—Beginner Intermediate, I—Intermediate, IA—Intermediate Advanced, A—Advanced, All—All Levels

LIBRARIES AND ARCHIVES

2:00 p.m. **SERVING GENEALOGICAL RESEARCHERS AT PUBLIC LIBRARIES | ALL | FL01 | E11-C**
Ari Wilkins
Learn how to assist different types of patrons who visit libraries and how to create programming based on your customers' needs.

3:00 p.m. **FAMILYSEARCH RESEARCH WIKI AND OTHER FAMILYSEARCH RESOURCES FOR LIBRARIANS 1893-1925 | ALL | FL02 | E11-C**
David E. Rencher, AG, CG, FUGA, FIGRS
FamilySearch has an array of different resources, many of which are underutilized by guests and librarians. Learn to assist guests and mine the depths of the constantly growing data.

4:00 p.m. **FAMILY HISTORY RESOURCES AT THE LIBRARY OF CONGRESS | ALL | FL03 | E11-C**
Tina Beaird
Enhance your knowledge with an overview of the history and collections within the Library of Congress and which resources are available online and in person.

4:45 p.m. **FOCUS WRAP-UP | ALL | FL04 | E10-CD**
Focus attendees and speakers will come back together after breakouts end to ask final questions, talk about what was learned, and hear about this year's SLAM! Idea Showcase.

EVENING EVENTS (OPEN TO FOCUS, SLAM!, AND CONFERENCE REGISTRANTS)

5:30 p.m. **SLAM! IDEA SHOWCHASE PROGRAM AND RECEPTION | LOBBY OUTSIDE EXPO HALL, E BUILDING**

6:30 p.m. - 8:30 p.m. **EXPO HALL OPENS (CASH BAR) | EXPO HALL B, E BUILDING**

#NGS2023GEN

Lecture Levels: B—Beginner, BI—Beginner Intermediate, I—Intermediate, IA—Intermediate Advanced, A—Advanced, All—All Levels

THURSDAY SCHEDULE—1 JUNE 2023

Keynote | 8:00 a.m.

OPENING SESSION | ALL | T101 | B21-A
Keynote Address
Christy Coleman



Diverse from the Beginning
Incorporating the conference theme, *Virginia: Deep Roots of a Nation*, Christy S. Coleman will discuss the often forgotten or ignored contributions of all the early people in Virginia including African Americans and Indigenous People. She will also share a few examples of the recent progress in Richmond and across the state to tell the full story of Virginia's history.

Coleman has served as the chief executive officer of some of the nation's most prominent museums. She is a tireless advocate for the power of museums, narrative correction, diversity, and inclusiveness. Coleman is an innovator and leader in the museum field having held leadership roles at the Colonial Williamsburg Foundation, the Charles H. Wright Museum of African American History, and the American Civil War Museum. She now serves as the executive director of the Jamestown-Yorktown Foundation.

Coleman is the recipient of numerous awards for her decades of positive influence, including three honorary doctorates. In 2018, Time magazine named her one of the *Meet the 31 People Changing the South* and in a 2019 Worth article, she was named one of twenty-nine women changing the world. She is an accomplished screenwriter, public speaker, and has appeared on several national news and history programs.

Coleman served as the historical consultant for the award-winning film Harriett and Showtime's Good Lord Bird with other projects in queue. She most recently appeared in award winning documentaries, *Grant, Abraham Lincoln, Black Patriots: Civil War Heroes, Neutral Ground, and When the Monuments Came Down*.

EXPO HALL HOURS

Wednesday, 31 May	6:30 p.m.–8:30 p.m.
Thursday, 1 June	9:30 a.m.–5:30 p.m.
Friday, 2 June	9:00 a.m.–5:30 p.m.
Saturday, 3 June	9:00 a.m.–2:30 p.m.

#NGS2023GEN

9:45 a.m.

BCG

BCG SKILLBUILDING | I | T111 | E22-AB
The Power of Names in Tracing European Immigrant Origins
David Ouimette, CG, CGL
Names are the most powerful means of identifying ancestors. In this presentation, we showcase a variety of name-based techniques for tracing European immigrants.
PAGE: 24

DNA | ALL | T112 | B21-A
Ancestry DNA ThruLine Evaluation
Diana Elder, AG
ThruLines can suggest ancestors that seem to include DNA evidence but are based on faulty family trees. Learn a process to evaluate any ThruLine connection.
PAGE: 30

LAND AND MAPS | A | T113 | B15-B
Put a Pin in It: Mapping Ancestral Lands on Google Earth Pro
Rebecca Whitman Koford, CG, CGL
Add some tech to your research! We discuss using software to plat a deed then upload to Google Earth Pro and add historic map overlays.
PAGE: 34

METHODOLOGY | ALL | T114 | B15-A
The Everleigh Sisters: A Case Study in Conflict Resolution
Karen Stanbary, CG
Minna and Ada Everleigh, Chicago's most famous sisters, fabricated their lives to run their shady business. Learn to sort fact from fiction.
MASK
PAGE: 40

RECORDS AND REPOSITORIES | ALL | T115 | B15-C
Did My Family Get Skipped? Mining Census Records for Missing Ancestors
Nicole Gilkison LaRue, CG
Did your family get skipped in a census? Learn how timelines, city directories, and creative searches can help you find those "lost" ancestors.
PAGE: 44

WOMEN | I | T116 | E21-BC
Finding Women of the Past in Military Records
Rick Sayre, CG, CGL, FUGA
Learn to locate women in military records of the past in roles as nurses, laundresses, pensioners, spouses, or even disguised and serving as soldiers.
PAGE: 48

VIRGINIA AND HER NEIGHBORS | ALL | T117 | B21-C
Tracking the Poor and Landless in Virginia
Barbara Vines Little, CG, FNGS, FUGA, FVGS
Although more difficult to locate, those without property can often be traced—you just need to know where to look.
PAGE: 54

WESTERN EUROPE | I | T118 | E23-AB
Finding Your 18th Century Ancestors in England
Paul Milner, MDiv, FUGA
Identify best resources, original and published, for 18th century English research and how to overcome problems created by large movements of the industrial revolution.
PAGE: 58

FAMILY TREE MAKER

TECHNOLOGY | ALL | T119 | B10
Introduction to Family Tree Maker—Building Your Family Tree
Mark Olsen
Join us for an introduction to the current version of Family Tree Maker including a walk-through of the various tree-building features.
PAGE: 64

11:15 a.m.

BCG

BCG SKILLBUILDING | I | T121 | B21-A
Narrative Genealogies, Lineages, and Pedigrees
LaBrenda Garrett-Nelson, JD, LLM, CG, CGL, FASG
Learn how to document linkages between successive generations using standard forms.
MASK
PAGE: 72

DNA | ALL | T122 | B21-C
Are Distant DNA Matches a Lost Cause?
Blaine T. Bettinger, PhD, JD
Distant DNA matches are very dangerous, but let's explore ways to use them safely!
PAGE: 76

EASTERN STATES | I | T123 | E21-BC
Research in Washington, DC
Rick Sayre, CG, CGL, FUGA *and Pamela Boyer Sayre*, CG Retired (2021), FUGA
Discover resources for researching DC residents as well as national resources for all Americans in the District of Columbia.
PAGE: 82

ICAPGEN

METHODOLOGY | I | T124 | B15-B
Who's That? Eight Fundamental Techniques to Effectively Identify People in Old Photographs
Becky Adamson
Unlock the true value of your photographic heirlooms with strategies and tools that put a name to a face in your old photos and tintypes.
PAGE: 86

RECORDS AND REPOSITORIES | ALL | T125 | B-15A
Passport Applications
Claire Kluskens, JD
This lecture will delve into passport applications and related records, 1795-1925, held by the National Archives and Records Administration, and focus on online records.
PAGE: 94

NATIVE AMERICA | B | T126 | E23-AB
Beginning Your Research of Indigenous People: Native, Indigenous, First Nations
Judy Nimer Muhn
Beginning to research your Indigenous ancestors includes considerations of geography, culture and naming patterns. Learn how to find your way through the basics of starting!
PAGE: 100

VIRGINIA AND HER NEIGHBORS | ALL | T127 | B15-C
Four Essential Indexes for Virginia Researchers
Leslie Anderson, MSLS
Learn how to use these indexes effectively: Virginia Historical Index; Index to Virginia Estates, 1800-1865; Virginia Slave Births Index, 1853-1865; and Magazine of Virginia Genealogy.
PAGE: 106
MASK

ANCESTRY

TECHNOLOGY | ALL | T129 | B10
Getting the Most Out of Ancestry ®
Crista Cowan
Ancestry continues to add new tools and features to help users make meaningful family history connections. Come learn all about them.
PAGE: 112

Lecture Levels: B—Beginner, BI—Beginner Intermediate, I—Intermediate, IA—Intermediate Advanced, A—Advanced, All—All Levels

THURSDAY SCHEDULE—1 JUNE 2023

Luncheons | 12:30 p.m.

PALATINES TO AMERICA

T131 | E10-CD
Germans in Virginia—The First Three Hundred Years
John Treadway, PhD
A discussion of German immigration in Virginia—from Jamestown to World War I—with an emphasis on Richmond.

VGS

T132 | E11-ABC
Do Not Forget Us—The Women and Children of Seventeenth Century Virginia
Connie Lapallo
The story of the women and children of Jamestown, the first permanent English settlement in North America.

NYG&B

T133 | E10-AB
Just Three Generations: New York Style
Judy G. Russell, JD, CG, CGL
Oral family history can be completely lost in three generations. Following genealogy's best practices, prevent those losses in your own family—record your family stories.


Credit: Mikayle Stole

REGISTER FOR THE CONFERENCE AT conference.ngsgenealogy.org/registration-and-information/

2:30 p.m.

BCG

BCG SKILLBUILDING | I |T141 | B21-C
You've Looked at Pensions, Now What? More Federal Records Documenting Civil War Women
Nicole Gilkison LaRue, CG
There's more out there than pensions! Let's dig deeper to find women of the Civil War period in federal records created outside the pension system.
PAGE: 114

DNA | B | T142 | E21-BC
Getting Your DNA Bearings: Understand Your Results Before Chasing the Next Big Thing
Paula Williams
Don't get overwhelmed! There's much to explore at each of the DNA testing sites before - and after - we try the hottest third-party tools.
PAGE: 118

EASTERN STATES | ALL | T143 | B15-A
Kentucky Research from the Comfort of Home
Lori Thornton, MLS
Discover online resources and tools for researching Kentucky ancestors. Learn tips for using these free and paid platforms.
PAGE: 124

FAMILYSEARCH

JEWISH | ALL | T144 | B15-B
The Jewish Community of the Caribbean: The Roots of Jewish America
Todd Knowles
The first Jews arrived in the Caribbean 500 years ago. This presentation will show how their roots became the basis of the American Jewish community.
PAGE: 130

RECORDS AND REPOSITORIES | I | T145 | B15-C
Was My Virginia Ancestor a Hessian?
Craig R. Scott, CG, FUGA
Examines the resources available for verifying that a Virginian was a Hessian soldier during the Revolutionary War in the U.S. and Germany.
MASK
PAGE: 132

RECORDS AND REPOSITORIES | ALL | T146 | E22-AB
Let Your Fingers Do the Walking: Exploring City Directories, Telephone Books, and Criss-Cross Directories
Ari Wilkins
Explore the history and usefulness of city directories, telephone books, and criss-cross directories along with the variety of information included.
PAGE: 136

VIRGINIA AND HER NEIGHBORS | A | T147 | B21-A
The Law of the Land: Inheritance in Early Virginia
Vic Dunn, CG
Understanding colonial law, basically modified British common law, and the changes brought by the Revolution may help resolve ancestral issues. Primogeniture and entailment are explained.
PAGE: 140

METHODOLOGY | I | T148 | E23-AB
Using Ohio Tax Records to Find Family
Dana Palmer, CG, CGL
Tax records can be crucial to piecing together a family. Come learn how to find and use these records to connect your family.
PAGE: 146

FAMILY TREE MAKER

TECHNOLOGY | I | T149 | B10
Family Tree Maker—Now and the Road Ahead
Duff Wilson, Executive Director
Learn about the recent additions to Family Tree Maker and see some of the exciting new collaboration and multi-media capabilities that are coming.
PAGE: 150

4:00 p.m.

BCG

BCG SKILLBUILDING | ALL | T151 | E21-BC
A Dozen Names for Alcina: An Identity Case Study
Margaret R. Fortier, CG
Alcina was known by a dozen names, but none was her baptismal name. Family reconstruction, along with deeds and Catholic records, leads to her identity.
PAGE: 152

FAMILIES | ALL | T152 | B10
Clay1613: An American Family in Black and White
Leontyne Clay Peck
A film about the Black and White, known and unknown, rich and poor descendants of ancient planter, John Clay, who arrived in Jamestown between 1612-1613.
Note: A thirty-minute question and answer session follows the film. Session ends at 5:30 p.m.
PAGE: 156

MAGS

EASTERN STATES | ALL | T153 | B15-A
Bearing the Burdens of Danger and Hardships for Posterity: Researching Virginia Germans
Debra A. Hoffman
Germans made an indelible mark on Virginia's history, particularly the Shenandoah Valley. Get the information and resources you need to discover their stories.
PAGE: 158

FAMILIES | ALL | T154 | E23-AB
Were They Bachelors, Roommates, or Spinsters? Accurately Depict LGBTQIA+ Ancestor Stories with Pride
Francine Crowley Griffis, CG
Accurately depicting LGBTQIA+ ancestors and documenting their relationships entails understanding the law, discovering rich resources, and using terminology of the times.
MASK
PAGE: 164

RECORDS AND REPOSITORIES | ALL | T155 | B15-B
The Road to Freedom in the Mid-Atlantic
Judy G. Russell, JD, CG, CGL
Freedom for enslaved people was purchased in Washington D.C., narrowly voted for in Maryland, and delayed in Delaware. Everywhere, it created records for today's genealogists.
PAGE: 168

TECHNOLOGY | I | T156 | B15-C
Connecting with Cousins: Using Tools & Technology for Genealogical Collaboration
Jennifer Zinck, CG
Delve into the unique challenges and ethics of working with living people and learn practical tips for using online resources to identify and locate individuals.
PAGE: 172

VIRGINIA AND HER NEIGHBORS | ALL | T157 | B21-A
Indentured Servants to Colonial Virginia
Vic Dunn, CG
From Jamestown until the Revolution, indentured servants were the most common group of Virginia's immigrants. Learn how to identify them and locate their records.
PAGE: 176

WRITING | ALL | T158 | B21-C
Converting a Bunch of Information into A Credible Conclusion
Thomas W. Jones, PhD, CG, FASG, FUGA, FNGS
Thorough research often yields disparate evidence items. Genealogists can organize the mixture, assess it as a whole, and convert the assemblage into a provable conclusion.
MASK
PAGE: 182

#NGS2023GEN

Lecture Levels: B—Beginner, BI—Beginner Intermediate, I—Intermediate, IA—Intermediate Advanced, A—Advanced, All—All Levels

FRIDAY SCHEDULE—2 JUNE 2023

8:00 a.m.

BCG SKILLBUILDING | A | F201 | B21-A
Mrs. Simmons' Father: A Case Study of Indirect Evidence in Colonial Maryland
Rebecca Whitman Koford, CG, CGL
Colonial research can be difficult when researching females. Land records are the basis for the success of this indirect evidence case study in Maryland.
LIVE-STREAMED
PAGE: 186

AFRICAN AMERICAN | ALL | F202 | E22-AB
Researching Enslaved Persons in Virginia Records
Melanie McComb
Go beyond the 1870 census and discover how to find an enslaved person in Virginia probate records, bill of sales, slave registers, and more.
MASK
PAGE: 190

DNA | ALL | F203 | B15-A
Ethnicity Estimates Are Not Always Useless: Learn What They Are (and Aren't) Telling You
Paula Williams
Ethnicity estimates are intriguing, frustrating, and often misunderstood. Learn how to understand what the results can teach us and the limitations we should respect.
PAGE: 194

LAND AND MAPS | I | F204 | B15-B
Squatters on George Washington's Land — Pennsylvania and Virginia's Overlapping Colonial Land Claims
Megan Clark Young
Learn the history of the land dispute between Pennsylvania and Virginia, including an ejectment suit by the most famous man in America.
PAGE: 200

MIGRATION | ALL | F205 | B15-C
Pennsylvania's Launching Pads into Virginia
James M. Beidler
Virginia long predated Pennsylvania, but once Philadelphia became the top port, families came through the Keystone State to the South. Learn about records and routes.
PAGE: 206

SOUTHERN STATES | ALL | F206 | E21-BC
After Appomattox: Researching Confederate Veterans in State-Awarded Pension Files
David Allen Lambert
This lecture will cover in detail the various Confederate Pension files and where to find them state by state.
PAGE: 208

VIRGINIA AND HER NEIGHBORS | ALL | F207 | B21-C
Look Beyond the Obvious: The Secrets to Successful Research
Barbara Vines Little, CG, FNGS, FUGA, FVGS
This lecture uses Virginia case studies focused on women's identities to demonstrate the how the failure to find expected information can lead to the solution.
PAGE: 212

FAMILIES| B | F208 | E23-AB
Conducting a Family History Interview: Communication that Counts
Michael Brophy
Interviewing family members can be fun and rewarding. It's not always easy, but stories can be preserved for future generations.
PAGE: 216

9:30 a.m.

BCG SKILLBUILDING | A | F211 | B21-A
Incorporating DNA Evidence in a Kinship-Determination Project (KDP)
Angela Packer McGhie, CG, FUGA
Genetic evidence can help prove family relationships in a KDP. This type of project balances documenting each generation with telling the story of the family.
LIVE-STREAMED
PAGE: 220

AFRICAN AMERICAN | ALL | F212 | B15-A
Civil War Confederate Slave Payroll Records
Claire Kluskens, JD
This lecture discusses information provided by Confederate Slave Payroll records, how to access them, and why the CSA used enslaved persons as weapons of war.
PAGE: 224

DNA | A | F213 | B21-C
The Nitty Gritty of Autosomal DNA
Blaine T. Bettinger, PhD, JD
Together we will examine the science behind DNA buzzwords like "sticky segments" and "pile-up" regions"!
PAGE: 228

LAND AND MAPS | I | F214 | B15-C
Tracing Land Ownership Over Time: Forwards, Backwards, and from the Middle
David M. McCorkle
Reconstruct historical communities by following land ownership over time. Records can be traced backwards from today, forwards from the original owner, and points in between.
PAGE: 232

JEWISH | I | F215 | E22-AB
Jewish Genealogy in the "Old Country"– New Collections and Where to Find Them
Miriam Weiner
Identifying newly-discovered document collections and a discussion of how best to discover and acquire family documents in the former USSR.
PAGE: 238

MILITARY | I | F216 | E21-BC
Military Records: What is a Reasonably Exhaustive Search?
Craig R. Scott, CG, FUGA
Most researchers stop too soon when researching military records. They limit themselves to compiled military service records and pensions. There is much more.
MASK
PAGE: 244

MIGRATION| ALL | F217 | E23-AB
Cumberland Gap and the Wilderness Road
Lori Thornton, MLS
The Cumberland Gap and Wilderness Road served as a gateway to the West. A Civil War battle brought soldiers there in the 1860s.
PAGE: 250

RECORDS AND REPOSITORIES | A | F218 | B15-B
Scholarly Resources/Platforms Invaluable to Genealogists— Expand Your Research
Diane L. Richard
Academicians do deep dives into topics that are genealogically relevant. Most genealogists don't take advantage of this already done research – we should!
PAGE: 254

11:00 a.m.

BCG SKILLBUILDING | ALL | F221 | B15-A
Certification Seminar
Rick Sayre, CG, CGL, FUGA and *Faye Jenkins Stallings*, CG
In this interactive forum, current associates share various pathways to certification and how to begin.
PAGE: 258

AFRICAN AMERICAN | I | F222 | B15-B
Researching Virginia Ancestors in *Virginia Untold*: A Library of Virginia Digital Project
Lydia Neuroth
Explanation of the *Virginia Untold* project, a digital portal providing access to the Library of Virginia's collections that document enslaved and free Black people pre-1865.
PAGE: 260

DNA | ALL | F223 | E23-AB
Integrating DNA and Family History Research at MyHeritage
Daniel Horowitz
Discover how MyHeritage DNA integrates your family tree information with your DNA information to help you gain a deeper understanding of your family history.
PAGE: 262

METHODOLOGY | I | F224 | B21-C
An Enslaved Person's FAN Club
LaBrenda Garrett-Nelson, JD, LLM, CG, CGL, FASG
Learn about the heightened significance of researching family, associates, and neighbors of Freedmen.
MASK
PAGE: 268

LAND AND MAPS | ALL | F225 | E21-BC
Helen F. M. Leary Distinguished Lecture: Research Stalled? Leads Might be Lurking in Land Records
Gerald H. Smith, CG
Land Records may solve often-difficult genealogical problems: questions of identity, relationships, and migration.
PAGE: 272

TECHNOLOGY | A | F226 | B15-C
Advanced Airtable Techniques: Sorting, Grouping, and Filtering a Research Log
Diana Elder, AG
Find relevant entries in your Airtable research log by using advanced features in Airtable. Write more efficiently by keeping your evidence organized.
PAGE: 278

VIRGINIA AND HER NEIGHBORS | ALL | F227 | B21-A
Virginians: Where They Went When
Barbara Vines Little, CG, FNGS, FUGA, FVGS
Geography, economics, and war played a role in the migratory patterns of Virginians from its beginning through the Civil War.
LIVE-STREAMED
PAGE: 284

WRITING | ALL | F228 | E22-AB
A Beginner's Guide to Family History Books
Kate Townsend
Intimidated by the prospect of creating a family history book? It doesn't need to be a novel to be effective! Learn how to get started.
PAGE: 288

#NGS2023GEN

Lecture Levels: B—Beginner, BI—Beginner Intermediate, I—Intermediate, IA—Intermediate Advanced, A—Advanced, All—All Levels

FRIDAY SCHEDULE—2 JUNE 2023

Luncheons | 12:15 p.m.

BCG

F231 | E10-AB
Ignite Your Critical Thinking
Jan Joyce, DBA, CG, CGL
Your brain is the stove. Learn methods to start more of those stove burners to increase the flame height and to broil your research.

FAMILYSEARCH

F232 | E10-CD
The FamilySearch Library: Premier Destination of Genealogists
Lynn Turner, AG
An overview of library resources, making the most of an in-person visit, and taking advantage of online services

NCGS

F233 | E11-ABC
Researching the Trails of North Carolina—From Ecstasy to Heartbreak to Comedy
David E. Rencher, AG, CG, FUGA, FIGRS
Sharing snippets from decades of research in North Carolina which take every turn imaginable—you'll be able to match each episode with your own story!

VGS HOST EVENT
"CELEBRATE! VIRGINIA IS FOR FAMILY HISTORY LOVERS!"
6:00 P.M.-9:00 P.M.
RICHMOND MARRIOTT HOTEL | GRAND BALLROOM SALONS EF
PRICE: $75 | CASH BAR AND BUFFET DINNER

Enjoy Virginia cuisine and socialize with fellow genealogists. Costumed interpreters representing the three cultures of early Virginia will mingle with attendees. Following the meal, a speaker from the Jamestown-Yorktown Foundation will discuss the Convergence of Cultures, beginning in seventeenth-century Virginia. See page 8 for more details.

2:30 p.m.

BCG

BCG SKILLBUILDING | A | F241 | B21-C
A Charming Scoundrel and a Tragic Victim: Records and DNA Identify Myrtle's Parents (1882-1964)
Karen Stanbary, CG
This case study assembles documentary and genetic evidence to identify both biological parents of Myrtle. DNA data includes correlation of 24 test taker results.
MASK
PAGE: 292

AFRICAN AMERICAN | I | F242 | E23-AB
Enslaved Ancestral Research in Virginia and North Carolina? Oh, Yes You Can!
Renate Yarborough Sanders
Researching enslaved ancestors requires awareness of specific document types, and the genealogical data included. Virginia and North Carolina records provide bountiful information about enslaved persons.
PAGE: 296

NEHGS

MILITARY | ALL | F243 | B15-A
Researching your American War of 1812 Veteran
David Allen Lambert
Discover the resources and records for your American War of 1812 veteran service through his pension.
PAGE: 302

ANCESTRY

DNA | ALL | F244 | B15-B
Making Even More Family History Discoveries with AncestryDNA® Side View™
Crista Cowan
The growing Ancestry DNA network continues to provide opportunities for discoveries. Following a quick overview, we will deep dive into the new Ancestry DNA Side View™ technology.
PAGE: 306

WESTERN EUROPE | B | F245 | E22-AB
Andiamo! Finding Your Italian Family
Margaret R. Fortier, CG
Why did your grandfather have five cousins named Giuseppe? Why was Vincenzo James in America? Learn how to locate Italians in US and Italian records.
PAGE: 308

TECHNOLOGY | ALL | F246 | E21-BC
Extra! Extra! Finding Family Using Newspapers
Dana Palmer, CG, CGL
Newspapers can be a great resource for personal news, announcements, and social items. Learn how to find and use newspapers in your research.
PAGE: 312

VIRGINIA AND HER NEIGHBORS | ALL | F247 | B21-A
The Road to Decision: Family History in Virginia's Federal Court Records
Judy G. Russell, JD, CG, CGL
Records of Virginia's federal courts, including the Supreme Court, can provide genealogical gems. Learn what these records are--and where and how to find them.
LIVE-STREAMED
PAGE: 316

WOMEN | ALL | F248 | B15-C
Women's Records: Researching the World of Our Female Ancestors
Sylvia Tracy-Doolos
Learn about women's lives and how they changed. Records provide unique insights when looked at through a historical lens as American women's lives changed.
PAGE: 320

4:00 p.m.

BCG

BCG SKILLBUILDING | ALL | F251 | B21-A
Overcoming Record Destruction with Indirect Evidence, Including atDNA: A Case Study
Thomas W. Jones, PhD, CG, FASG, FUGA, FNGS
This lecture explains and demonstrates, via a specific case study, using atDNA to strengthen weak conclusions from documentary evidence in contexts of record scarcity.
MASK
LIVE-STREAMED
PAGE: 326

AFRICAN AMERICAN | I | F252 | B15-A
Finding Lot Higby: An Introduction to Searching for Virginia's Free and Enslaved African Americans
Cara F. Griggs, MSLIS
Lot Higby appears in many of the records where one often finds free and enslaved African Americans in Virginia, but his story takes unexpected turns.
PAGE: 330

ANCESTRY

AFRICAN AMERICAN | ALL | F253 | B15-B
Shifting the Paradigm with New African American Communities on AncestryDNA®
Nicka Sewell Smith
Learn more about how the 400 new DNA communities recently launched on Ancestry tell the story of African Americans during enslavement and reconstruction.
PAGE: 336

NATIVE AMERICAN | ALL | F254 | E23-AB
Researching Digitized Bureau of Indian Affairs Records at the National Archives in Washington, D.C.
Rose Buchanan, MLS
Learn how to use digitized Bureau of Indian Affairs records from the National Archives to research Native American ancestry.
PAGE: 338

SOUTHERN STATES | ALL | F255 | E21-BC
Who was Polly Cessna? Using Early Georgia Records to Uncover a Woman's Identity
Diana Elder, AG
Discover how thorough research in court, tax, and land records in several jurisdictions revealed Polly's two marriages, a divorce, and two sets of children.
PAGE: 344

RECORDS AND REPOSITORIES | ALL | F256 | B15-C
Aunt Agatha Said What? Or The Importance of Preserving Manuscript Collections
Shannon Combs-Bennett
Personal papers lead to details not found elsewhere and are of interest to all researchers. Learn how to research and preserve these types of collections.
PAGE: 350

FAMILYSEARCH

ASIAN AND PACIFIC ISLANDER | ALL | F257 | E22-AB
Oral Genealogy in Asia-Pacific: The Essence of Personal Identity and Tribal Connections
David Ouimette, CG, CGL
Oral genealogies celebrate ancestral connections in indigenous cultures across Asia-Pacific. Learn the significance and richness of oral genealogies and current efforts to preserve them.
PAGE: 354

WOMEN | ALL | F258 | B21-C
Finding Virginia's Wives, Mothers, & Sisters
Vic Dunn, CG
Learn the methodology and sources to identify early Virginia women with a focus on applying the law for problem solving.
PAGE: 358

#NGS2023GEN

Lecture Levels: B—Beginner, BI—Beginner Intermediate, I—Intermediate, IA—Intermediate Advanced, A—Advanced, All—All Levels

SATURDAY SCHEDULE—3 JUNE 2023

8:00 a.m.

BCG

BCG SKILLBUILDING | A | S301 | E23-AB
Which John Goleman Was Jacob's Father? Solving a Southern Case of Identity and Kinship
Nancy A. Peters, CG, CGL
Puzzled by multiple, same-named men in an area? Learn how applying evidence analysis and correlation techniques resolved a similar kinship problem in antebellum South Carolina.
PAGE: 362

JAMES DENT WALKER SERIES

AFRICAN AMERICAN | I | S302 | E22-AB
Black Homesteaders: Steps Towards Self-Reliance
Bernice Alexander Bennett
The presentation will emphasize community genealogy and the impact of the 1862 Homestead Act on African Americans in the late nineteenth and early twentieth centuries.
PAGE: 366

DNA | ALL | S303 | B21-C
Shared Matching vs. Segment Triangulation: Round 1
Blaine T. Bettinger, PhD, JD
The war between shared matching and segment triangulation rages on, but this is the first lecture to compare and contrast the two approaches!
PAGE: 370

METHODOLOGY | I | S304 | B15-A
Off the Boat: Finding Your 20th Century Immigrant's Ancestral Hometown
Alec Ferretti, MLS
Learn how to use records in the United States to identify from where your immigrant ancestors originated.
PAGE: 376

RECORDS AND REPOSITORIES | ALL | S305 | E21-BC
Researching a Union Civil War Soldier
Craig R. Scott, CG, FUGA
An in-depth look at all the records of a Union Civil War soldier.
MASK
PAGE: 380

VIRGINIA AND HER NEIGHBORS | I | S306 | B21-A
Out of State, Out of Mind? Finding the Answers in Virginia's Neighbors' Records
Vic Dunn, CG
Numerous Virginians left records outside of the state in sources such as newspapers, marriages, church, probate, court, and others. Specific geographical migrations are discussed.
LIVE-STREAMED
PAGE: 384

WESTERN EUROPE | I | S307 | B15-B
Irish Research—Maps and Jurisdictions
Rick Sayre, CG, CGL, FUGA
Understanding jurisdictions and finding locations is key to Irish research. The latest resources on Findmypast, Irish Ancestors, and free websites are discussed and demonstrated.
PAGE: 388

WESTERN STATES | ALL | S308 | B15-C
From Grey to Blue: Galvanized Yankees Taming the West
Judy G. Russell. JD, JD, CG, CGL
They fought under the Stars and Bars, but turned their coats to save their lives. Learn how 6,000 Galvanized Yankees helped tame the West.
PAGE: 394

9:30 a.m.

BCG

BCG SKILLBUILDING | ALL | S311 | E21-BC
Within the Union Lines: Correlating Evidence to Locate Former Plantations
Amy Larner Giroux, PhD, CG, CGL
This case study correlates evidence from pensions, estate records, and more to trace a group of formerly enslaved people back to their North Carolina plantations.
PAGE: 398

JAMES DENT WALKER SERIES

AFRICAN AMERICAN | I | S312 | B21-A
The Intersection of Antebellum Property Rights and Slavery
LaBrenda Garrett-Nelson, JD, LLM, CG, CGL, FASG
Records relating to the property rights of slaveholding families provide genealogically relevant information about the enslaved.
MASK
LIVE-STREAMED
PAGE: 402

DNA | ALL | S313 | E23-AB
It's All About RESPECT: Clinical Tips to Manage Uncomfortable Conversations about Unexpected DNA Results
Karen Stanbary, CG
Karen offers tips to change the outcome of difficult conversations about unexpected DNA results. The cognitive frame emphasizes strength, respect, and resiliency.
MASK
PAGE: 408

METHODOLOGY | ALL | S314 | E22-AB
Beyond the Computer Screen: Planning for Repository Visits
Kate Townsend
If most of your genealogical research is conducted in your pajamas, it's time to venture to the repository. Learn how to plan for this adventure.
PAGE: 414

RECORDS AND REPOSITORIES | ALL | S315 | B21-C
Decoding the National Archives to Find Genealogy Treasures
Claire Kluskens, JD
This lecture will explain how to find records and information in the National Archives Catalog and related websites.
PAGE: 420

VIRGINIA AND HER NEIGHBORS | ALL | S316 | B15-A
The Albemarle Sound Region of North Carolina and Virginia: Genealogical Resources and Research
David M. McCorkle
North Carolina began in the Albemarle region, originally tied to Virginia. Learn how it was settled and governed, and resources available for genealogical research today.
PAGE: 426

WESTERN EUROPE | I | S317 | B15-B
Scotland's Old Parish Registers: How to Access, Use, and Interpret
Paul Milner, MDiv, FUGA
Learn to search the indexes at FamilySearch and ScotlandsPeople, access the originals, and interpret the results using case studies.
PAGE: 432

MYHERITAGE

TECHNOLOGY | ALL | S318 | B15-C
Bringing Family Photos to Life on MyHeritage
Daniel Horowitz
Learn how MyHeritage's wildly popular photo tools can breathe new life into family photos, including animation with DeepStory, Deep Nostalgia™, enhancement, colorization, and much more.
PAGE: 438

11:00 a.m.

BCG

BCG SKILLBUILDING | ALL | S321 | E23-AB
Finding Thomas's Father Through Records, Land Platting, and DNA
Pam Stone Eagleson, CG
Records, patent surveys, and DNA solve a thirty-year quest to identify parentage of Thomas Stone who died in 1791 in Prince William County, Virginia.
PAGE: 444

JAMES DENT WALKER SERIES

AFRICAN AMERICAN | I | S322 | E22-AB
Finding the Ties that Bind: Strategies for Descendant Research and Engagement
Dr. Shelley Viola Murphy and Dr. Jajuan Johnson
The genealogists from the University of Virginia and William and Mary will share their strategies for researching descendants of enslaved laborers.
PAGE: 448

WESTERN EUROPE | B | S323 | E21-BC
Shamrocks in Cyberspace: Irish Genealogy Databases
Michael Brophy
Information about our Irish ancestors is exploding on the internet. The best websites for Irish research are explored and analyzed.
PAGE: 452

METHODOLOGY | I | S324 | B21-C
A Case Study: The Newton Family of Virginia and Its Connection to the Mayflower
Barbara Vines Little, CG, FNGS, FUGA, FVGS
It took the correct interpretation of Virginia inheritance law and a deep dive into extant records in four burned-record counties to prove the connection.
PAGE: 456

RECORDS AND REPOSITORIES | ALL | S325 | B15-A
Beyond the Obituary: Finding "Out of The Ordinary" Death Sources
Shannon Combs-Bennett
What do you do when there is not a usual death record? Learn how to find those unusual sources of course!
PAGE: 460

VIRGINIA AND HER NEIGHBORS | ALL | S326 | B21-A
Separating Multiple Generations of Virginians with the Same Name
Diana Elder, AG
When many descendants of the original settler inherit his name, diagramming and careful analysis of land, tax, and probate records can reconstruct families.
LIVE-STREAMED
PAGE: 464

RELIGIOUS RECORDS | ALL | S327 | B15-B
Quakers in the Northern Shenandoah Valley: Their History, Migrations, and Records
Annette Burke Lyttle
Quaker settlements in the northern Shenandoah Valley were at the crossroads of Quaker migration. Learn about the history and records of Quakers in this region.
PAGE: 470

EASTERN STATES | ALL | S328 | B15-C
Tennessee Valley Authority and Its Records
Lori Thornton, MLS
When Tennessee Valley Authority built reservoirs and dams, it forced relocation for persons, businesses, churches, and cemeteries. Learn about records created.
PAGE: 476

#NGS2023GEN

Lecture Levels: B—Beginner, BI—Beginner Intermediate, I—Intermediate, IA—Intermediate Advanced, A—Advanced, All—All Levels

SATURDAY SCHEDULE—3 JUNE 2023

Luncheons | 12:15 p.m.

NGS

NGS LUNCHEON & AWARDS | S331
MARRIOTT, GRAND BALLROOM SALON E
The Book in Your Family Tree: Weaving Your Genealogical Search into a Compelling Book on Your Family History
Meryl Frank



Genealogists know that there are fascinating stories buried in our family history that deserve to be told. Moving beyond the family tree to a compelling story is often difficult and can be intimidating. Using her experience as genealogy enthusiast and author. Meryl Frank will walk us through the process of sifting through the data, the family tales, and the history of time and place to find the story you were meant to tell.

Meryl Frank, the author of *Unearthed: A Lost Actress, a Forbidden Book, and a Search for Life in the Shadow of the Holocaust*, will recount the lessons she learned from her seven-year search on four continents to uncover the story of her lost relative, actress Franya Winter.

Frank is president of Makeda Global Network, an international consulting firm, and a frequent speaker on gender, health, environment, and refugee issues worldwide. President Biden appointed Frank to the US Holocaust Memorial Council. She also serves on the Board of YIVO Institute for Jewish Research. She is the coeditor of *The Parental Leave Crisis—Toward a National Policy*. As director of the Infant Care Leave Project at the Yale Bush Center in Child Development and Social Policy, she was instrumental in the development and passage of the Family and Medical Leave Act (FMLA). In 2009, President Obama appointed her United States Representative and, subsequently, Ambassador to the United Nations Commission on the Status of Women. *The Jerusalem Post* named her one of the fifty most influential Jews in the world.

A graduate of Livingston College, Rutgers University and Yale University, she lives in Highland Park, New Jersey.

2:30 p.m.

BCG

BCG SKILLBUILDING | A | S341 | B21-A
Wanted! Seeking Unknown Parents
Dana Palmer, CG, CGL
Are you struggling to find your ancestors' parents? Methodologies of eliminating candidates, researching potential extended families, courthouse research, and military pensions can provide answers.
LIVE-STREAMED
PAGE: 482

JAMES DENT WALKER SERIES

AFRICAN AMERICAN | ALL | S342 | E22-AB
Institutional Bondage: Researching Enslavers and the Enslaved in Churches, Schools, and Industry
Leslie Anderson, MSLS
Attendees learn to locate and access records associated with slavery as practiced by nonprofit educational and religious organizations and for-profit companies.
MASK
PAGE: 484

MILITARY | I | S343 | B15-A
The Old Line: Maryland's Colonial and Revolutionary Military Records
Rebecca Whitman Koford, CG, CGL
Maryland's nickname, "The Old Line State," dates from the Revolution. From the Colonial period through the 1790s, we review various state military records.
PAGE: 490

METHODOLOGY | ALL | S344 | E21-BC
Following an Evidence Trail Through Five Countries to Find Irish Ancestors: A Case Study
Thomas W. Jones, PhD, CG, FASG, FUGA, FNGS
A cryptic note in Missouri triggers a path through records in the United States, Northern Ireland, Canada, New Zealand, and Ireland to identify Irish ancestors.
MASK
PAGE: 496

NSDAR

RECORDS AND REPOSITORIES | I | S345 | B15-B
Revolutionary War Records in the Library of Virginia: Part One
Bevin Creel
Exposition of genealogically significant records in LVA documenting, or deriving from, military service during the Revolution
PAGE: 500

METHODOLOGY | ALL | S346 | B21-C
Solving a Research Problem Step-by-Step
Angela Packer McGhie, CG, FUGA
Goal: Identify the parents of a Virginia man born around 1810. Process creating a research plan, conducting research, identifying clues, recording findings, and resolving conflicts.
PAGE: 504

SOUTHERN STATES | I | S347 | E23-AB
Carolina On My Mind: Researching in the Palmetto State
Cheri Hudson Passey
South Carolina is rich in history but poor in records. Learn strategies to find those that are extant and what to do if they aren't.
PAGE: 510

FAMILIES| ALL | S348 | B15-C
He Wasn't a Captain! Strategies to Correct Myths and Mistakes Using Modern Methods
Megan Clark Young
Genealogists frequently encounter myths and mistakes. Learn creative strategies using the Genealogical Proof Standard to identify them, correct them, and share your results with others.
PAGE: 516

4:00 p.m.

BCG

BCG SKILLBUILDING | I | S351 | B21-C
Resolving Conflict: A Key to Sound Genealogical Conclusions
Jennifer Zinck, CG
Recognize conflicts while assembling evidence and learn strategies to resolve inconsistencies in order to form credible conclusions through the Genealogical Proof Standard.
PAGE: 520

JAMES DENT WALKER SERIES

AFRICAN AMERICAN | ALL | S352 | E23-AB
"From This Day Forward" – Documenting Marital Unions of Enslaved and Emancipated Persons
Renate Yarborough Sanders
Despite the illegality of marriages of enslaved persons in America, unions were established, and couples considered "husband and wife," as evidenced by many extant documents.
PAGE: 526

DNA | ALL | S353 | B21-A
Understanding SideView and Other Tools at AncestryDNA
Blaine T. Bettinger, PhD, JD
Learn about the new SideView tool at Ancestry that separates your DNA matches into Parent #1 and Parent #2.
LIVE-STREAMED
PAGE: 532

NSDAR

RECORDS AND REPOSITORIES | I | S355 | B15-B
Revolutionary War Records in the Library of Virginia: Part Two
Bevin Creel
Continuation of Part One; Also, an exposition of genealogically significant records in LVA, generated on account of the Revolution, but of a non-military nature.
PAGE: 538

VIRGINIA AND HER NEIGHBORS | ALL | S356 | B15-A
Demystifying Virginia's Religious Landscape: Exploring Faith Communities and Their Records
W. Samuel Williams, MDiv
Religious freedom in Virginia created diversity and records. Discover denominational "genealogy" in Virginia and how to find ancestors in their records.
PAGE: 542

SOUTHERN STATES | I | S357 | E21-BC
Many Arrive – Early Migration In, Across, and Out of North Carolina
Diane L. Richard
Until the Civil War, many migrated into NC spending a few years or longer before leaving. Let's explore their motivations, challenges & resulting records.
PAGE: 544

APG

PROFESSIONAL DEVELOPMENT | ALL | S358 | E22-AB
Applying Online Game Theory to the Levels of Genealogy: Understanding our Game Achievements
Suzanne L. Hoffman
Identifying the learning curve and path to becoming a professional genealogist using current terms of gaming and social interaction, better understood by up-and-coming NextGen genealogists.
PAGE: 550

ANCESTRY

PROFESSIONAL DEVELOPMENT | ALL | S359 | B15-C
Ancestry® Record Collections: Forty Billion and Counting
Crista Cowan
Ancestry will add even more records to the Collection this year. Get tips for the best way to explore them all.
PAGE: 552

#NGS2023GEN

Lecture Levels: B—Beginner, BI—Beginner Intermediate, I—Intermediate, IA—Intermediate Advanced, A—Advanced, All—All Levels

Online at Home sessions will be live-streamed from the NGS 2023 Family History Conference in Richmond, Virginia, Friday, 2 June–Saturday, 3 June 2023. Everyone who registers for an in-person full conference will receive access to the Online at Home virtual program until 15 August 2023.

Anyone not attending the in-person conference can purchase access to Online at Home and view the live streaming or watch from home until 15 August 2023.

NGS Member price is $215 | Non-Member price is $265

FRIDAY, 2 JUNE 2023

8:00 a.m. BCG SKILLBUILDING | A | F201
Mrs. Simmons' Father: A Case Study of Indirect Evidence in Colonial Maryland
Rebecca Whitman Koford, CG, CGL
Colonial research can be difficult when researching females. Land records are the basis for the success of this indirect evidence case study in Maryland.
PAGE: 186

9:30 a.m. BCG SKILLBUILDING | A | F211
Incorporating DNA Evidence in a Kinship-Determination Project (KDP)
Angela Packer McGhie, CG, FUGA
Genetic evidence can help prove family relationships in a KDP. This type of project balances documenting each generation with telling the story of the family.
PAGE: 220

11:00 a.m. VIRGINIA AND HER NEIGHBORS | ALL | F227
Virginians: Where They Went When
Barbara Vines Little, CG, FNGS, FUGA, FVGS
Geography, economics, and war played a role in the migratory patterns of Virginians from its beginning through the Civil War.
PAGE: 284

2:30 p.m. VIRGINIA AND HER NEIGHBORS | ALL | F247
The Road to Decision: Family History in Virginia's Federal Court Records
Judy G. Russell, JD, CG, CGL
Records of Virginia's federal courts, including the Supreme Court, can provide genealogical gems. Learn what these records are--and where and how to find them.
PAGE: 316

4:00 p.m. BCG SKILLBUILDING | ALL | F251
Overcoming Record Destruction with Indirect Evidence, Including atDNA: A Case Study
Thomas W. Jones, PhD, CG, FASG, FUGA, FNGS
This lecture explains and demonstrates, via a specific case study, using atDNA to strengthen weak conclusions from documentary evidence in contexts of record scarcity.
PAGE: 326

SATURDAY, 3 JUNE 2023

8:00 a.m. VIRGINIA AND HER NEIGHBORS | I | S306
Out of State, Out of Mind? Finding the Answers in Virginia's Neighbors' Records
Vic Dunn, CG
Numerous Virginians left records outside of the state in sources such as newspapers, marriages, church, probate, court, and others. Specific geographical migrations are discussed.
PAGE: 384

9:30 a.m. AFRICAN AMERICAN | I | S312
The Intersection of Antebellum Property Rights and Slavery
LaBrenda Garrett-Nelson, JD, LLM, CG, CGL, FASG
Records relating to the property rights of slaveholding families provide genealogically relevant information about the enslaved.
PAGE: 402

11:00 a.m. VIRGINIA AND HER NEIGHBORS | ALL | S326
Separating Multiple Generations of Virginians with the Same Name
Diana Elder, AG
When many descendants of the original settler inherit his name, diagramming and careful analysis of land, tax, and probate records can reconstruct families.
PAGE: 464

2:30 p.m. BCG SKILLBUILDING | A | S341
Wanted! Seeking Unknown Parents
Dana Palmer, CG, CGL
Are you struggling to find your ancestors' parents? Methodologies of eliminating candidates, researching potential extended families, courthouse research, and military pensions can provide answers.
PAGE: 482

4:00 p.m. DNA | ALL | S353
Understanding SideView and Other Tools at AncestryDNA
Blaine T. Bettinger, PhD, JD
Learn about the new SideView tool at Ancestry that separates your DNA matches into Parent #1 and Parent #2.
PAGE: 532

#NGS2023GEN

Becky Adamson is a research specialist on the VIP Hosting and Research Services team at the FHL.

Leslie Anderson, MSLS, former Local History/Special Collections librarian; 2020 Virginia Humanities Scholar; winner 2013 NGS Family History Writing Contest; project editor, *Virginia Slave Births Index, 1853-1865*.

James M. Beidler is Genealogical Society of Pennsylvania interim executive director, "Roots & Branches" columnist, and author of *The Family Tree Historical Atlas of Germany*.

Bernice Alexander Bennett is an award-winning author, genealogist, nationally recognized guest speaker, and storyteller.

Blaine T. Bettinger, PhD, JD, is a professional genealogist specializing in DNA evidence. He is author of *The Genetic Genealogist* and the Shared cM Project.

Michael Brophy is a professional genealogical researcher and lecturer from Boston. He was featured on *Who Do You Think You Are?*

Rose Buchanan, MLS, is a reference archivist at NARA in Washington, DC, and a subject matter expert in Native American related records.

Christy S. Coleman, executive director of the Jamestown-Yorktown Foundation and a tireless advocate for the power of museums, narrative correction, diversity, and inclusiveness.

Shannon Combs-Bennett is an award-winning author and researcher based out of Northern Virginia specializing in lineage society research, DNA, and genealogical methodology.

Crista Cowan is Ancestry's corporate genealogist. She is also known as "The Barefoot Genealogist" with weekly shows designed to help people discover their family history.

Bevin Creel is a staff genealogist for NSDAR in Washington, DC.

Vic Dunn, CG, the coordinator for the Virginia track at IGHR, is a frequent contributor to major genealogical publications.

Pam Stone Eagleson, CG, researcher, writer, winner 2004 NGS Family History Writing Contest and 2022 NGS Award for Excellence: Genealogy and Family History Book.

Diana Elder, AG, professional genealogist, ICAPGen commissioner, author of *Research Like a Pro: A Genealogist's Guide*, podcast host, and online course instructor.

Alec Ferretti, MLS, serves on the boards of APG and Reclaim the Records while specializing in Italian genealogy.

Margaret R. Fortier, CG, is a researcher, writer, and lecturer. She focuses on immigrant ancestors to New England and methodology.

Meryl Frank, retired ambassador, speaker, and author of *Unearthed: A Lost Actress, a Forbidden Book, and a Search for Life in the Shadow of the Holocaust*.

LaBrenda Garrett-Nelson, JD, LLM, CG, FASG, is a retired lawyer and past president of BCG.

Amy Larner Giroux, PhD, CG, CGL, whose research interests include methodology, case studies, military records, burial iconography, and ethnic studies, is a coauthor of NGS guidebook *Research in Florida*.

Francine Crowley Griffis, CG, is a lecturer and professional genealogist specializing in forensics, New England, French speaking Canada, and the Atlantic Provinces.

Cara F. Griggs, MSLIS, has been a reference archivist at the Library of Virginia since 2006.

Debra A. Hoffman specializes in Maryland and German research, is a professional genealogist, owner of Hoffman Genealogical Services, and coordinator of SLIG's Maryland course.

Suzanne Hoffman is the VP of APG, secretary of Illinois State Genealogical Society, professional forensic genealogist, and assistant director Wilmette FHC. Genealogy is her passion.

Daniel Horowitz has been dedicated to genealogy since 1986; working at MyHeritage since 2006; liaising with societies, bloggers, and media; and lecturing at conferences around the world.

Dr. Jajuan Johnson, a scholar of Africana Studies, is the Mellon Foundation Postdoctoral Fellow with William & Mary College's Lemon Project.

Thomas W. Jones, PhD, CG, FASG, FUGA, FNGS, an award-winning genealogical author and researcher; is a popular speaker at conferences, institutes, and seminars; wrote *Mastering Genealogical Proof and Mastering Genealogical Documentation*.

Jan Joyce, DBA, CG, CGL, is a genealogy writer and researcher, who speaks on genealogy topics including methodology and helping researchers be creative for improved results.

Claire Kluskens, JD, a designated Genealogy/Census Records subject matter expert at NARA, Washington, DC where she has been an archivist since 1992.

Todd Knowles is deputy chief genealogist at FamilySearch

Rebecca Whitman Koford, CG, CGL, focuses on Maryland and military records. She is executive director of BCG and director of Gen-Fed.

David Allen Lambert employed by NEHGS since 1993 as their chief genealogist, is an international speaker and cohost of *Extreme Genes* Radio/Podcast.

Connie Lapallo is a storyteller, historian, and author of the Jamestown Sky series, based upon the true story of Jamestown's first women and children.

Nicole Gilkison LaRue, CG, is a full-time professional genealogist with articles in *NGS Magazine*, *NGSQ*, and *OnBoard*. Research interests include women, "brick-wall" obstacles, and paleography.

Barbara Vines Little, CG, FNGS, FUGA, FVGS, former NGS president, course coordinator Virginia track SLIG 2023, and editor of the NGS Research in the States series and the *Magazine of Virginia Genealogy*.

Annette Burke Lyttle, president of APG, speaks at the national, state, and local levels, and loves helping people uncover and share their family stories.

Melanie McComb is a staff genealogist for NEHGS. She is an international lecturer with expertise in Ireland, Jewish genealogy, DNA, and Atlantic Canada.

David M. McCorkle specializes in land records and mapping, especially land grants, is president of *NC Historical Records Online*, and created the popular website NC Land Grants.

Angela Packer McGhie, CG, FUGA, is the education director of NGS and a trustee for BCG.

Paul Milner, MDiv, FUGA, a native of England, an international lecturer and author specializing in British Isles research. Teaches English and Scottish tracks at IGHR, SLIG, and British Institute.

Judy Nimer Muhn is a professional genealogist, society leader, NGS board member, blogger, international speaker, and owner of Lineage Journeys specializing in French-Canadian, Native, and Scottish research.

Shelley Viola Murphy, DM, avid genealogist for more than thirty years, aka "familytreegirl," known for inspiring an interactive "SO WHAT" with genealogical research, along with interesting problem-solving methodology lectures.

Lydia Neuroth serves as the NHPRC grant-funded project manager for *Virginia Untold* at the Library of Virginia.

Mark Olsen, Family Tree Maker Ambassador, is a graduate of Brigham Young University and holds a bachelor's degree in Family History with a Spanish records emphasis.

David Ouimette, CG, CGL, BCG trustee, author, manages Asia-Pacific record priorities including oral genealogy at FamilySearch; specializes in tracing immigrants; has researched in archives of over seventy countries.

Dana Palmer, CG, CGL, specializes in lineage society applications, publishing family books, midwestern research with an Ohio emphasis, and serves on the Mayflower Silver Books team.

Cheri Hudson Passey is a professional genealogist, owner of Carolina Girl Genealogy, LLC, and researcher for the US Army Repatriations Branch.

#NGS2023GEN

Leontyne Clay Peck is an educator, author, and family historian. She received her education from The American University, The American University of Rome, and West Virginia University.

Nancy A. Peters, CG, CGL, coeditor *NGSQ* (2019-22); author, lecturer, institute instructor, and researcher specializing in problem-solving methodologies; chapter author in *Professional Genealogy*; former BCG trustee and officer.

David E. Rencher, AG, CG, FUGA, FIGRS, chief genealogical officer, FamilySearch; NGS board member; past-president FGS; and Irish research specialist.

Diane L. Richard, professional researcher, author, lecturer since 2004. Author for *Internet Genealogy* and editor of the *NCGS Journal*. Identifies and shares under-utilized genealogically relevant resources.

Judy G. Russell, JD, CG, CGL, *The Legal Genealogist*, provides expert guidance through the murky territory where law, history, and genealogy come together.

Renate Yarborough Sanders is an experienced researcher and genealogy educator; a member of several genealogical organizations; and cohosts an online North Carolina genealogy platform.

Pamela Boyer Sayre, CG Retired (2021), FUGA, researcher, educator, author, and lecturer; former NGS director of education and publications; former FGS and NGS board member.

Rick Sayre, CG, CGL, FUGA, is a lecturer at national conferences and seminars. Topics include military, land, urban research, government documents, and Irish research.

Craig Roberts Scott, CG, FUGA, president of Heritage Books, Inc., has been a researcher for over thirty-five years, specializing in problem-solving, military records, Quakers, and publishing.

Gerald H. Smith, CG, specializes in Pennsylvania research, coordinates the land platting courses at IGHR and SLIG, and teaches in land, map, and military courses.

Nicka Sewell Smith is a senior story producer at Ancestry. She is also a host, consultant, and documentarian with more than twenty years of experience as a genealogist.

Faye Jenkins Stallings, CG, is president of BCG, former president of FGS, and NGS board member following the FGS and NGS merger in 2020.

Karen Stanbary is an author and national lecturer focusing on topics related to using genetic evidence correlated with documentary evidence to solve genealogical brick walls.

Lori Thornton, MLS, librarian and professional genealogist, author of NGS guidebook, *Research in Mississippi*. She lectures on genealogical topics and hosts Zoom genealogy chats.

Kate Townsend is a professional genealogist who previously worked as an investigator in corporate America. She brings this investigative know-how to her genealogical record sleuthing.

Sylvia Tracy-Doolos holds a history degree, with a focus on linguistics to understand how language changes affected records. She has years of experience in genealogy and lecturing.

John Treadway, PhD, Professor Emeritus of History and Global Studies at the University of Richmond.

Lynn Turner, AG, director of the FamilySearch Library, graduated from BYU with a BA in Family History and has been an accredited genealogist in Spain research since 2006.

Miriam Weiner, CG Emeritus, author, lecturer, tour organizer. Pioneer in the field of Jewish genealogy; widely recognized for expertise working in Eastern European archives.

Ari Wilkins is a genealogy professional and staff member at Dallas Public Library. Researching for the past twenty years, she specializes in African American research.

Paula Williams specializes in DNA and southern US research, lectures, and teaches at GRIP. She is a board member for VGS and GRIVA.

W. Samuel Williams, MDiv, is a professional genealogist focusing on Central Virginia, genetic genealogy, and Greek American research. His degrees are in International Affairs, Spanish, and Orthodox theology.

#NGS2023GEN

Duff Wilson, ED, Family Tree Maker, has been involved with FTM software since 2004. He is an avid genealogist with two decades of software design and development experience.

Megan Clark Young is a professional genealogist, writer, and lineage society chair. She specializes in Pennsylvania research and owns MACY's Genealogical Research.

Jennifer Zinck, CG, specializes in New England research, teaches Forensic Research at Boston University, and is president of the Connecticut Professional Genealogists Council.

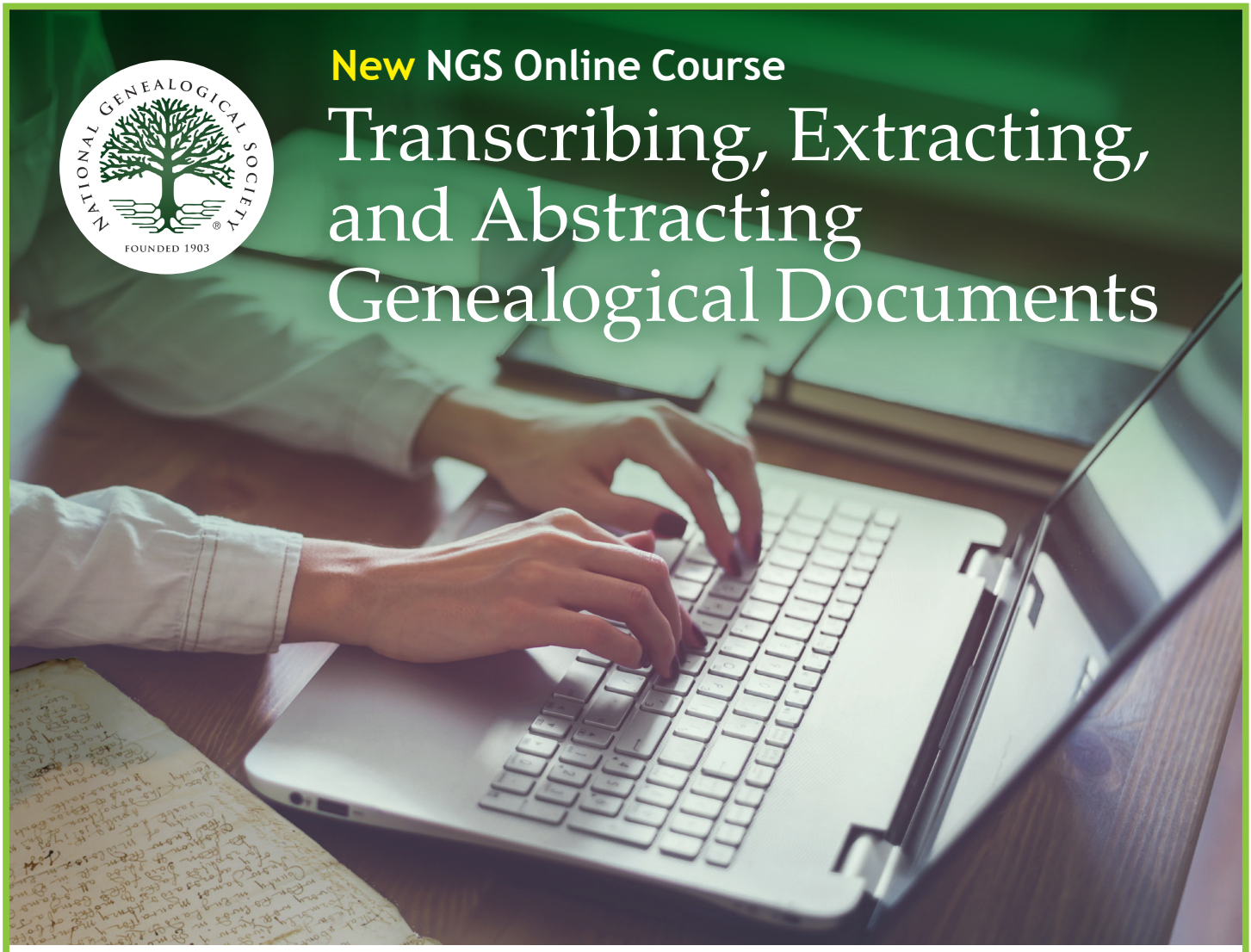

New NGS Online Course

Transcribing, Extracting, and Abstracting Genealogical Documents

The best way to build your family tree accurately and successfully is through the careful examination and analysis of your documents. This can be accomplished by fully transcribing a document, extracting selected portions, or abstracting the important information.

This ten-module course guides students through the skills of transcribing, extracting, and abstracting. There are multiple examples, videos, and guidelines for working with deeds and wills as well as other types of documents. The videos demonstrate use of transcription software with practice documents provided.

Author Julie Miller recommends this as a great refresher course for the experienced genealogist and as a comprehensive tutorial course for those working to acquire these skills. Over thirty practice exercises will give students confidence working with a wide variety of documents.

About the Author

Julie Miller, CG, CGL, FNGS, is a full-time professional researcher, speaker, and writer who lives in Colorado.

Learn more at ngsgenealogy.org | 800-473-0060
Special rates for NGS Members

NGS Education. Build Your Skills. Build Your Family History.

©2021 NATIONAL GENEALOGICAL SOCIETY

Understanding and Using DNA Test Results

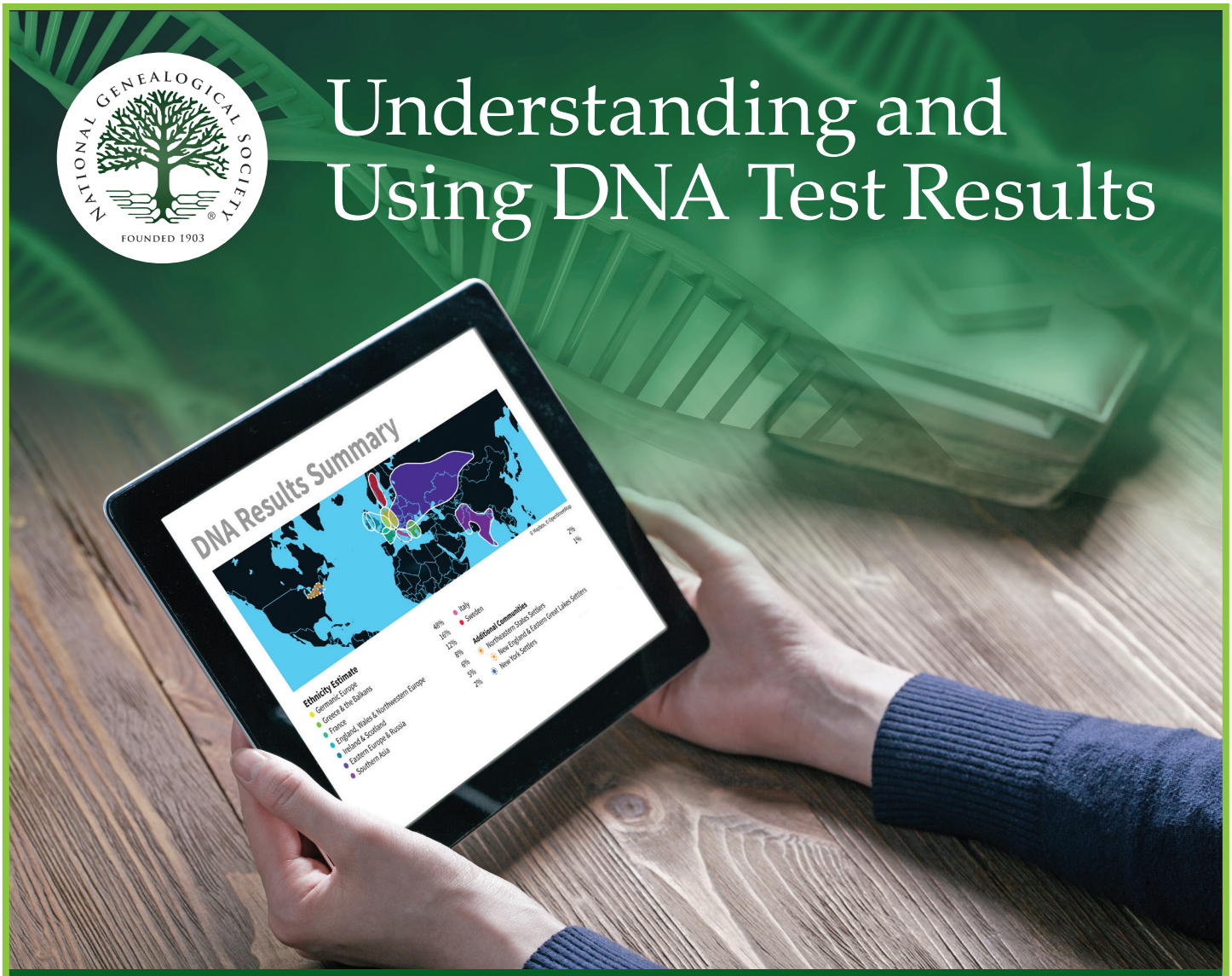

An Online Course from the National Genealogical Society

Taking a DNA test is easy. Understanding the results and knowing how to use the data to identify your ancestors is more challenging.

The National Genealogical Society (NGS)—a leader in genealogy education—now offers family historians a new online course, Understanding and Using DNA Test Results.

In an easy-to-follow, step-by-step format, expert genetic genealogist, Angie Bush, MS, teaches basic patterns of genetic inheritance and how DNA matches can help build your family tree.

The course explains the basic types of DNA tests and the value and limitations of their results; how to read and interpret DNA charts and cousin match pages; how to apply test results to traditional genealogical research; and much more.

Enroll today and enjoy learning at your own pace, in your own home, on any tablet or computer.

NGS also offers an excellent compliment to this course with its book *Genetic Genealogy in Practice* that delves into even more detail on learning to use DNA in your family history research.

ngsgenealogy.org | Special rates for NGS Members

NGS Education. Build Your Skills. Build Your Family History.

©2022 NATIONAL GENEALOGICAL SOCIETY

Adamson, Becky	**T124**
Anderson, Leslie, MSLS	**T127, S342**
Beidler, James M.	**F205**
Bennett, Bernice Alexander	**S302**
Bettinger, Blaine T., PhD, JD,	**F213, T122, S303, S353**
Brophy, Michael	**F208, S323**
Buchanan, Rose, MLS	**F254**
Coleman, Christy S.	**T101**
Combs-Bennett, Shannon	**F256, S325**
Cowan, Crista	**T129, F244, S359**
Creel, Bevin	**S345, S355**
Dunn, Vic, CG	**T147, T157, F258, S306**
Eagleson, Pam Stone, CG	**S321**
Elder, Diana, AG	**T112, F226, F255, S326**
Ferretti, Alec, MA, MLS	**S304**
Fortier, Margaret, CG	**T151, F245**
Frank, Meryl	**S331**
Garrett-Nelson, LaBrenda, CG, CGL, FASG, JD, LLM	**T121, F224, S312**
Giroux, Amy Larner, PhD, CG, CGL	**S311**
Griffis, Francine Crowley, CG	**T154**
Griggs, Cara F., MS(LIS)	**F252**
Hoffman, Debra A.	**T153**
Hoffman, Suzanne	**S358**
Horowitz, Daniel,	**F223, S318**
Johnson, Dr. Jajuan	**S322**
Jones, Thomas W., PhD, CG, FASG, FUGA, FNGS	**T158, F251, S344**
Joyce, Jan, DBA, CG, CGL	**F231**
Kluskens, Claire, JD	**T125, F212, S315**
Knowles, Todd	**T144**
Koford, Rebecca Whitman, CG, CGL	**T113, F201, S343**
Lambert, David Allen	**F206, F243**
Lapallo, Connie	**T132**
LaRue, Nicole Gilkison, CG	**T115, T141**
Little, Barbara Vines, CG, FNGS, FUGA, FVGS	**T117, F207, F227, S324**
Lyttle, Annette Burke	**S327**
McComb, Melanie	**F202**
McCorkle, David M.	**F214, S316**
McGhie, Angela Packer, CG, FUGA	**F211, S346**
Milner, Paul, MDiv, FUGA	**T118, S317**
Muhn, Judy Nimer	**T126**
Murphy, Shelley Viola, DM	**S322**
Neuroth, Lydia	**F222**
Olsen, Mark	**T119**
Ouimette, David, CG, CGL	**T111, F257**
Palmer, Dana, CG, CGL	**T148, F246, S341**

#NGS2023GEN

Passey, Cheri Hudson	**S347**
Peck, Leontyne Clay	**T152**
Peters, Nancy A., CG, CGL	**S301**
Rencher, David, AG, CG, FUGA, FIGRS	**F233**
Richard, Diane L.	**F218, S357**
Russell, Judy G., JD, CG, CGL	**T133, T155, F247, S308**
Sanders, Renate Yarborough	**F242, S352**
Sayre, Pamela Boyer, CG	**T123**
Sayre, Rick, CG, CGL, FUGA	**T116, T123, F221, S307**
Scott, Craig Roberts, CG, FUGA	**T145, F216, S305**
Smith, Gerald H., CG	**F225**
Smith, Nicka Sewell	**F253**
Stallings, Faye Jenkins, CG	**F221**
Stanbary, Karen	**T114, F241, S313**
Thornton, Lori, MLS	**T143, F217, S328**
Townsend, Kate	**F228, S314**
Tracy-Doolos, Sylvia	**F248**
Treadway, John, PhD	**T131**
Turner, Lynn, AG	**F232**
Weiner, Miriam, CG Emeritus	**F215**
Wilkins, Ari	**T146**
Williams, Paula	**T142, F203**
Williams, W. Samuel, MDiv	**S356**
Wilson, Duff, ED	**T149**
Young, Megan Clark	**F204, S348**
Zinck, Jennifer, CG	**T156, S351**

LUNCHEON & FEATURED

Coleman, Christy S.	**T101**
Frank, Meryl	**S331**
Joyce, Jan, DBA, CG, CGL	**F231**
Lapallo, Connie	**T132**
Rencher, David, AG, CG, FUGA, FIGRS	**F233**
Russell, Judy G., JD, CG, CGL	**T133**
Treadway, John, PhD	**T131**
Turner, Lynn, AG	**F232**

#NGS2023GEN



ABBREVIATIONS

AAHGS	Afro-American Historical and Genealogical Society
AG	Accredited Genealogist
APG	Association of Professional Genealogists
atDNA	Autosomal DNA
BA	Bachelor of Arts
BCG	Board for Certification of Genealogists
BCG Ed Fund	BCG Education Fund
BYU	Brigham Young University
CG	Certified Genealogist
CGL	Certified Genealogical Lecturer
cM	Centimorgans
DBA	Doctor of Business Administration
DM	Doctor of Management
DNA	Deoxyribonucleic acid
FASG	Fellow, American Society of Genealogists
FGS	Federation of Genealogical Societies
FIGRS	Fellow, Irish Genealogical Research Society
FNGS	Fellow, National Genealogical Society
FUGA	Fellow, Utah Genealogical Association
FVGS	Fellow, Virginia Genealogical Society
Gen-Fed	Genealogical Institute on Federal Records
GRIP	Genealogical Research Institute of Pittsburgh
GRIVA	Genealogical Research Institute of Virginia
ICAPGen	International Commission for the Accreditation of Professional Genealogists
IGHR	Institute of Genealogy and Historical Research, University of Georgia
JD	Juris Doctor
KDP	Kinship Determination Project
LGBTQA+	Lesbian, Gay, Bisexual, Transgender, Queer, Intersex, and Asexual
LLC	Limited Liability Companhy
LLM	Master of Laws
MDiv	Master of Divinity
MLIS	Master of Library and Information Science
MLS	Master of Library Science
MSLIS	Master of Library and Information Science
MSLS	Master of Science in Library Science
NARA	National Archives and Records Administration
NEHGS	New England Historic Genealogical Society
NGS	National Genealogical Society
NGSQ	National Genealogical Society Quarterly
NHPRC	National Historical Publications and Records Commission
NIGS	National Institute of Genealogical Studies
NSDAR	National Society Daughters of the American Revolution
NIGS	National Institute of Genealogical Studies
NYG&B	New York Genealogical and Biographical Society
PhD	Doctor of Philosophy
SLAM	Societies, Libraries, Archives, and Museums
SLIG	Salt Lake Institute of Genealogy
VGS	Virginia Genealogical Society
VP	Vice President

The words Certified Genealogist and its acronym, CG, are trademarks registered with the United States Patent and Trademark Office and the designations Certified Genealogical Lecturer and its acronym, CGL, are service marks of the Board for Certification of Genealogists®.

Accredited Genealogist® and AG®, registered marks, and the ICAPGen℠ service mark are the sole property of the International Commission for the Accreditation of Professional Genealogists. Individuals licensed to use the mark have met ICAPGen's competency standards.

#NGS2023GEN

Knowing Where to Look is Half the Battle.

Let Us Be Your Guide with NGS Research in the States

NGS Research in the States series provides genealogists information on research sources in thirty-two US states.

NEW!

- New Mexico
- Oregon
  New Edition

Currently Available:

- Alabama
- American Indians of Oklahoma
- Arizona
- Arkansas
- California
- Colorado
- Florida
- Georgia
- Illinois
- Indiana
- Kentucky
- Maryland
- Massachusetts
- Michigan
- Mississippi
- Missouri
- Nebraska
- Nevada
- New Jersey
- New York City
- North Carolina
- Ohio
- Oklahoma
- Pennsylvania
- Rhode Island
- South Carolina
- Tennessee
- Texas
- Virginia
- West Virginia



Available in print and in PDF format at
ngsgenealogy.org > Store

Learn more at ngsgenealogy.org | 800-473-0060
Special rates for NGS Members

NGS Education. Build Your Skills. Build Your Family History.

©2022 NATIONAL GENEALOGICAL SOCIETY

Continuing Genealogical Studies (CGS)

Special Subjects Require Special Skills



Transcribing, Extracting, and Abstracting Genealogical Documents

This course provides detailed instructions on how to transcribe, extract, and abstract documents along with when to use each process in your genealogical work. The goal is to teach you the skills needed so that you will be able to apply the knowledge accurately from any kind of document with confidence and success to further your genealogical research.



Reading Old Handwriting

Reading old handwriting is an essential skill for genealogists but sometimes it can be challenging. Genealogists study and practice reading old handwriting in order to read and interpret the documents essential to family history research such as probate files, wills, land records, deeds, and court files. Many documents require the genealogist to read old handwriting to transcribe, abstract, or extract the pertinent data and use it in their family history.



Understanding and Using DNA Test Results

Helps you understand and apply your test results in combination with traditional genealogical research to build your family tree. It covers basic types of DNA tests, including autosomal DNA, mitochondrial DNA, and Y-DNA; differences between companies that offer genetic testing; and useful third-party tools. To get the most out of the course, students should have taken an autosomal DNA test.



Genetic Genealogy, Autosomal DNA

This intermediate course focuses on using autosomal DNA to find unknown ancestors. The process uses detailed analysis and triangulation of genetic cousins' shared segments to identify common ancestors. It addresses population databases and admixture percentages as well as the use of well–researched family trees in DNA analysis.



African American Roots: A Historical Perspective

Covers records that pertain to slavery, censuses, vital records, the Freedmen's Bureau, military, and civil service records. The course begins with an overview of how to conduct genealogical research and the Genealogical Proof Standard. It examines the role of Africans, their descendants in the colonies, the growth of slavery, emancipation, and subsequent events.



Federal Land Records

Learn about the different types of land entries including cash entries, donation land, homesteads, and military bounty land. Covers which types of documents to expect in the land entry files, how to find out if an individual applied for federal land, and how to locate and order copies of the records.



War of 1812 Records

Explains the various records associated with the War of 1812 and their genealogical significance. Students will increase their knowledge of numerous records including Acts of Congress, pension records, Compiled Military Service Records, bounty land records, Army, Naval, and Marine Corps records, muster rolls, ships' logs, diplomatic records, and state militia records.



Researching Your Revolutionary War Ancestors

Covers US records created during and after the war and Revolutionary War repositories such as the Library of Congress, US Army Heritage and Education Center, and National Archives. Includes military units organized; how soldiers were ranked; battle locations; bounty land awards; pension and payment records; the Compiled Military Service Record; fraternal and lineage society organizations.



Introduction to Civil War Research

Teaches how to trace ancestors, locate and understand the Compiled Military Service Record, research Union and Confederate military and prison records. Includes Civil War repositories: Library of Congress, the US Army Heritage and Education Center, and National Archives. Learn about rank; battles; pension index and application files; death and burial records.



Researching Your World War I Ancestors

Introduces records for the Army, Navy, and Marine Corps, to trace a soldier's unit during the war. Teaches about serial numbers, units, personnel records; who served in US Army divisions, American Expeditionary Forces, US Navy, and Red Cross. How to request Official Military Personnel Files; locate and obtain records of death and burial in US military cemeteries.

Learn more at ngsgenealogy.org | 800-473-0060

NGS Education. Build Your Skills. Build Your Family History.

©2021 NATIONAL GENEALOGICAL SOCIETY



SPEAKER MATERIALS

The Power of Names in Tracing European Immigrant Origins

Board for Certification of Genealogists® Skillbuilding Lecture

David Ouimette, CG, CGL
david.ouimette@familysearch.org

Names are the most powerful means of identifying ancestors. Name-based research techniques can supercharge the investigation of European ancestral origins.

#NGS2023GEN

Understand the Origin and Etymology of a Name

- "**#24: Understanding meanings**. Genealogists correctly understand the meaning of all legible words, phrases, and statements in the sources they consult…," including names. Note: this and all other quotes herein refer to standards found in *Genealogy Standards*, 2nd edition, revised.
- Few people retain the same names—with the same spelling and pronunciation—in all records naming them. Given names and surnames may morph over a lifetime, especially for immigrants.
- Factors in surname studies (adapted from Redmonds' *Surnames and Genealogy*, pp. 13-17)
    - Heredity: by-names that became inherited names
    - Origins: names may have single or multiple origins
    - Classification: patronym, toponym, profession, personal trait, flora, fauna, etc.
    - Etymology and meaning: the meaning of the name may hint at its earlier forms
    - Ramification: branches of the family may carry distinct forms of the name
    - Distribution: the name may cluster geographically and spread organically
    - Linguistic development: language, vocalization, and surnames change together
    - Social factors: societal pressures may impact name form and spelling

- Consult surname dictionaries for additional details (see the selection at the end of this syllabus)
- Classification of surnames
    - Given names, places, occupations, personal characteristics, plants, and animals
    - Examples from several European cultures
- Spelling variants
    - Culture-specific prefixes, agnomens, declensions, etc.
    - Historical spelling fluidity
    - Typos in modern indexes
    - Abbreviations
- Learn the given-name and surname equivalents in the place of origin

Model the Shape and Texture of a Name

- "**#12. Broad context.** When planning research, genealogists … consider ethnic, …, linguistic, …, paleographic, religious, social, and other factors that could affect the research plan and scope." These and other factors may influence how names are pronounced, heard, written, or modified.
- "**#19. Data-collection scope.** Genealogists attempt to collect all information potentially relevant to the questions they investigate." This includes information pertaining to any and all variants of relevant names.
- Original records and historical and modern derivative records may contain many name variants.
- Become a gatherer of name variants.
- Learn how to pronounce the name and then imagine how it may be spelled in different contexts.
- Search and research techniques
    - Use wildcards visually when scanning documents.
    - Use wildcards with the keyboard when conducting online searches.
    - Develop wildcard templates to appropriately broaden your search.
    - Try alternate spellings and forms of the name.
    - Search using other details instead of the name in case you have not anticipated all variants.
    - Search for other family members, focusing on those with the most unusual names.

Search Using a Unique Family Handprint

- "**#17. Extent.** Acquiring sufficient data may require broadening the research beyond the person…." Look to all known members of the immigrant's immediate and extended family when conducting research.
- Just as a fingerprint uniquely identifies a person, a richly detailed "family handprint" uniquely identifies a family. When an immigrant family includes enough members, their names and other identifying information may uniquely identify the family, creating a "family handprint."
- Construct the family handprint from records pertaining to the immigrant and his relatives in the new world, then look for a family with the same handprint in the region where they originated.

Ignore the Immigrant and Focus on the Clusters of People Nearby

- "**#14. Topical breadth**. Genealogists plan to consult sources naming or affecting their research subjects and their relatives, neighbors, and associates…."
- Expand the research scope to include extended family as well as neighbors of the same ethnicity who may have the same origins as your research subject. Focus through a local lens, noting the local geography, surnames, landholders, prominent families, and neighboring families.
- Trace people close to the immigrant as their records may reveal helpful details. Investigate witnesses, godparents, neighbors, and anyone who may be related to or connected with the family.
- Extended family and neighbors interacted in many life events, including migration chains.
- Apply this methodology to leverage the traceability of neighbors, associates, and people living nearby with the same surname.

Scope the Geographic Distribution of Names with Surname Heat Maps

- "**#15. Efficient sequence**. Research plans specify the order for examining resources. These sequences give priority to efficient discovery of useful evidence."
- Names are tied to the land, with families and family names clustering geographically. Use this principle to identify where immigrants likely originated, as this will give priority to where you seek to find the immigrant earlier in life.

- If a couple married before immigrating, then you can create a heat map for each of their surnames in the country of origin. Where the two surname heat maps overlap, you have a greater chance of finding them.
- Process for producing surname heat maps:
    1. Record the frequency of each surname by locality, including variant spellings.
    2. Multiply these surname frequencies together to "score" each locality.
    3. Sort from highest to lowest score to produce an initial ranking of the locality.
    4. Search a gazetteer to determine the historical population for each locality.
    5. Divide by population to normalize each score.
    6. Sort the localities by these normalized scores to produce a refined ranking of places.
    7. Calculate a probability for each locality, dividing its score by the sum of all scores.
- When several people immigrated together, you can produce a surname heat map for each of them, then compare all the surname heat maps for places where all the names coexisted.
- Begin searching for your research subject(s) in the localities with the highest likelihood of having families with all the surnames of focus. Where the surnames coincided geographically, the families were most likely to have intermingled and married.

Leverage Y-DNA Matches Regardless of Surname

- "**#46. Evidence independence.** Genealogists weigh evidence from independent information items." DNA evidence originates from a biological source rather than a documentary source.
- "**#55. Integrating DNA and documentary evidence.** Genealogists integrate DNA test results with documentary research findings."
- Establish patrilineages of Y-DNA matches to help identify the origins of your male immigrant.
- Consider the surnames of Y-DNA matches, as well as the patrilineages of the test takers. The additional details may shed light on the shared origins of matching test takers.
- Remember that the most recent common ancestor of close Y-DNA matches may be several generations back in time.

For Further Reading

Board for Certification of Genealogists. *Genealogy Standards*, second edition, revised. Nashville: Ancestry, 2021.

Redmonds, George. *Surnames and Genealogy: A New Approach*. Lancashire, U.K.: Federation of Family History Societies, 2002.

Surname Dictionaries for Select Cultures and Geographies

Bahlow, Hans. *Dictionary of German Names*. Translated and Revised by Edda Gentry. Madison, Wisconsin: Max Kade Institute, 2002.

Bell, Robert. *The Book of Ulster Surnames.* Belfast: Blackstaff, 1988.

Bosanac, Milan. *Prosvjetin Imenoslov.* Zagreb: Prosvjeta, 1984.

Bubak, Józef. *Słownik Nazw Osobowych i Elementów Identyfikacyjnych Sądecczyzny, XV-XVII w.* [Dictionary of Personal Names and Identifying Elements of the Sacz Region, 15th-17th cent.]. Kraków: Universitas, 1992.

Dauzat, A. *Dictionnaire étymologique des noms de famille et prénoms de France*. Paris: Librairie Larousse, 1977.

Davídek, Václav, Karel Doskočil, and Jan Svoboda. *Česká Jména: Osobní a Rodová* [Czech Names: Personal and Family]. Prague, 1941.

Fraser, P. M. and Matthews, E., ed. *A Lexicon of Greek Personal Names.* Oxford: Clarendon Press, 1987.

Goldschmidt, Paul W. *Dictionary of Period Russian Names*, Second Edition. Mountain View, Calif.: Free Trumpet West, 1994.

Grehan, Ida. *The Dictionary of Irish Family Names*. Boulder, Colo.: Roberts Rinehart, 1997.

Hoffman, William "Fred." *Polish Surnames: Origins and Meanings*, 3d ed., 2 vol., Chicago: Polish Genealogical Society of America, 2012.

Kázmér, Miklós. *Régi Magyar Családnevek Szótára: XIV-XVII Század* [Dictionary of Ancient Hungarian Surnames]. Budapest: Magyar Nyelvtudományi Társaság, 1993.

MacLysaght, Edward. *The Surnames of Ireland*. 6th ed. Dublin: Irish Academic Press, 1985.

McCrea, Kenneth D., PhD. *Surname Atlas of Germany: Distribution Maps of the 2001 Most Frequent Surnames in Germany*. Stevens, Penn.: McCrea Research, 2011.

Morgan, T.J. and Morgan, P. *Welsh Surnames*. Cardiff: University of Wales Press, 1985.

Morlet, M.T. *Dictionnaire étymologique des noms de famille*. Paris: Perrin, 1991.

Reaney, P.H. *A Dictionary of English Surnames*. 3d ed. with corrections and additions by R.M. Wilson. London: Routledge, 1991.

Tupikov, Nikolaj Michailovic. *Worterbuch der Altrussischen Personennamen*. Cologne: Bohlau Verlag, 1989.

Unbegaun, B. O. *Russian Surnames.* Oxford: Oxford University Press, 1971.

Veras Nascentes, A. de. *Dicionário etimológico da lingua portugêsa*, vol. 2, *Nomes próprios.* Rio de Janeiro: Livraria Francisco Alves, 1952.

Woods, Richard D. *Hispanic First Names A Comprehensive Dictionary of 250 Years of Mexican-American Usage.* Westport, Conn.: Greenwood Press, 1984.

Zaimov, Iordan. *Bulgarski imennik* [Bulgarian Name Book]. Sofia: Izdatelstvo na Bulgarkata Akademiia na Naukite, 1988.

© 2023, David Ouimette, CG, CGL

How to Evaluate an Ancestry DNA ThruLine® Using Documentary Research and DNA Analysis

Diana Elder, AG

Family Locket Genealogists

FamilyLocket.com

Diana@FamilyLocket.com

ThruLines can suggest ancestors that seem to include DNA evidence but are based on faulty family trees. Learn a process to evaluate any ThruLines connection.

DNA Research Process

Following a process when working within a DNA project allows for the most success. The following steps are important.

Assess Matches & Analyze Pedigree: Begin by reviewing the closest DNA matches and performing basic clustering using the Leeds Method, Ancestry's Sideview, or Ancestry colored dots. Review the pedigree to see what research question could be answered using DNA.

Organize DNA Results & Research Objective: Chart these closest matches by hand or using a digital program like Lucidchart. After choosing a research question, craft an objective with key identifiers for the ancestors involved.

Timeline & Source Citations: Gather the known information for the research objective and use it to create a timeline that will be the starting point for the project. Create source citations for each source added to the timeline.

Analyze Sources and Matches: Review each source on the timeline for the type of source, information, or evidence it provides. Determine the relevant DNA matches for the research objective and being charting them.

Locality Research & Ethnicity: Study the location where the research will take place to discover new avenues for research. View ethnicity estimates to see connections between test-takers, DNA matches, and the research subject.

Explore DNA Tools: Explore a variety of DNA tools that could be used in the analysis. See the DNA Tools Bell Curve in figure 1 for suggestions.

Research Plan: Create a research plan for the documentary and the DNA work.

Research Log: Following the research plan, perform the research, tracking the searches in the research log.

Report: Write up the conclusions from the research.

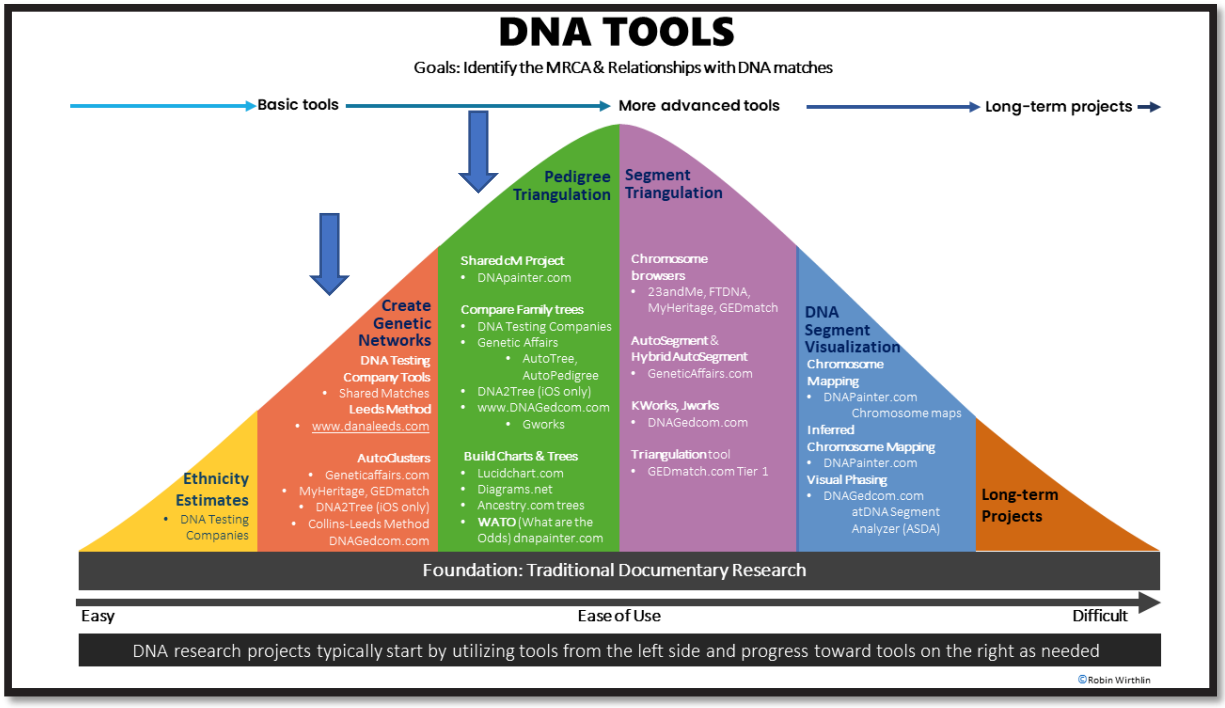

Figure 1 Robin Wirthlin, "DNA Bell Curve," revised February 2023

Using ThruLines: A Tool For Finding Relevant Matches And Achieving Pedigree Triangulation

Pedigree triangulation identifies the common ancestor among at least three shared DNA matches by comparing family trees. Picture a pyramid with a DNA match at each base point and the MRCA (most recent common ancestor or ancestral couple) at the top. ThruLines suggests possible groups of DNA matches whose trees point to descent from the same common ancestor and could provide useful evidence.

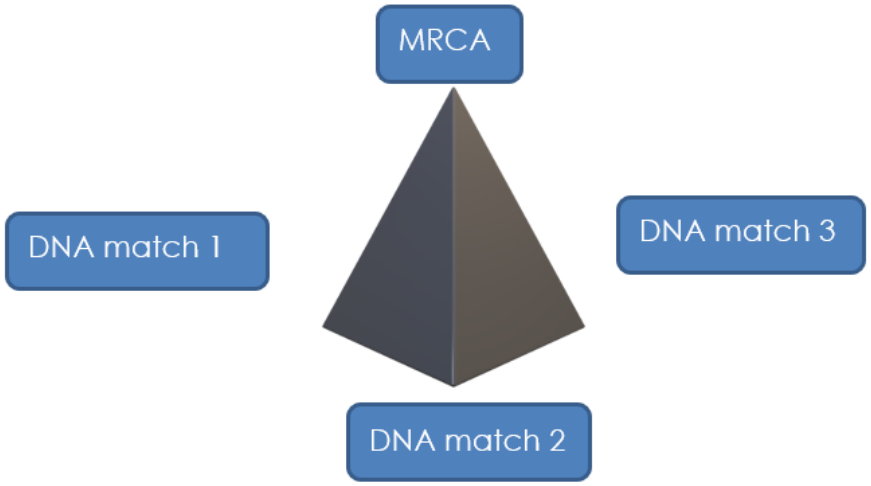

Steps To Perform Pedigree Triangulation using ThruLines

- Estimate relationships between the test-taker and DNA matches. Check the amount of DNA shared against the Shared cM project on DNA Painter.
- Build, compare, and verify family trees between the test-taker and DNA matches.
- Diagram the hypothesized genetic connection between the test-taker and proposed DNA matches.
- To evaluate a parent-child link, look for DNA matches to the ancestor's siblings, not just the ancestor.

Considerations and Limitations for Using ThruLines

- ThruLines is based on DNA and user-submitted family trees – either private or public searchable trees. Private unsearchable trees will not appear.
- The tree needs to be linked to the test-taker.

- Family trees could be incorrect.
- ThruLines are available for ancestors through 5th great-grandparents from the test-taker. To see additional family lines, test older generations.
- ThruLines proposes a path showing a possible common ancestor. We know they are biologically related because their DNA matches, but we don't know which ancestor the DNA came from . It could be a distant ancestor on another line than the Thrulines hypothesis.
- DNA matches sharing less than 10 cM could be false positives meaning they are based on false segments.[1]
- Switch to the ThruLines List view to quickly find DNA matches over 10 cM.
- Use Filters to show only Ancestors with new DNA matches, Potential ancestors, Ancestors in the linked tree, Maternal Ancestors, or Paternal ancestors.

Additional Resources

Ancestry Support. AncestryDNA® Thrulines®. Viewed 9 May 2022. support.ancestry.com/s/article/AncestryDNA-ThruLines?language=en_US.

Dyer, Nicole. "How to Evaluate an Ancestry DNA ThruLines Hypothesis. Blog post. *FamilyLocket.* Posted 15 November 2020. familylocket.com/how-to-evaluate-an-ancestrydna-thrulines-hypothesis/

Dyer, Nicole, and Diana Elder. "RLP 130: How to Evaluate a ThruLines Hypothesis." Podcast. *FamilyLocket.* Posted 4 December 2022. amilylocket.com/rlp-130- how-to-evaluate-an-ancestry-thrulines-hypothesis/

Dyer, Nicole, Diana Elder, and Robin Wirthlin. *Research Like a Pro with DNA: A Genealogist's Guide to Finding and Confirming Ancestors with DNA Evidence*. Highland, UT: Family Locket Books, 2021.

[1] Blaine Bettinger, The Danger of Distant Matches," *The Genetic Genealogist* (thegeneticgenealogist.com/2017/01/06/the-danger-of-distant-matches/ : accessed 28 February 2023).

PUT A PIN IN IT: MAPPING ANCESTRAL LANDS ON GOOGLE EARTH PRO

Rebecca Whitman Koford, CG®, CGL℠ | rwk.genealogy@gmail.com
National Genealogical Society Family History Conference | May 2023

Land research is critical to contextualizing our ancestor's location, socio-economic status, and often gives vital clues to relationships, directly or indirectly. The challenge for today's researcher is not just locating an ancestor's land record, but also being able to create a reliable representation of its shape and geographic position. *This presentation presumes that students have intermediate-level experience with accessing and reading deeds* as well as an understanding of the land types where their ancestors lived; either the metes-and-bounds system of land survey from the State-Land States, the Rectangular Survey System used in the federal public lands, or a patent-land system of pre-divided lots. We will discuss converting these plats to KML files and uploading them to *Google Earth Pro* (*GEP*). One quick note: it is easiest to use *GEP* with a mouse rather than a keypad.

Metes and Bounds

This exercise uses as its example the Metes and Bounds software created by Sandy Knoll Software, LLC, at https://www.tabberer.com/sandyknoll/more/metesandbounds/metes.html. The exercises shown should work with the free version. This also shows screenshots from the Windows version of *Google Earth Pro* (*GEP*), update 7.3.4.8248. Other platting software should work similarly.

Surveying Vocabulary Basics

- **Acre:** Measurement of ten square chains; 160 square rods; 1/640 of a mile; 43,560 sq. feet.
- **Bounds:** Physical objects on the land; trees, streams, buildings, wells, etc.
- **Calls & Corners:** Each line of the plat, as it was called out by the surveyor and the turn to the next line. Corners may be defined by a landmark (tree, stump, creek, neighbor, etc.).
- **Directions**: Made in degrees, minutes, and seconds.
- **Distances**: Measured in poles, perches, or rods, all equal to about 16.5 feet. Texas sometime use *varas* (adopted from Mexican land measurements) which equal about 33 inches each.
- **Gores:** Unclaimed slivers of land in areas between surveyed properties.
- **Gunter's Chain:** Device for surveying and measuring land composed of 100 links (each 7.92") for a total of 66 feet (images at https://en.wikipedia.org/wiki/Gunter%27s_chain).
- **Hundred:** Measurement of a district's size, used in Maryland, Delaware, and Virginia in 1600–1700s. Exact size is unsure, may be for an area of 100 families, 100 acres, or 100 soldiers for a militia company. Refers to a jurisdiction where taxes are levied within a county.
- **Lots**: Some sections of state-land states divided into square lots within a larger patent, town, or bounty land area.

© 2023 • Rebecca Whitman Koford Genealogical Research, LLC • All rights reserved

- **Metes:** The direction and distance of a line in a boundary.
- **Metes & Bounds:** Measurement system for irregular plots of land, mostly in eastern states.
- **Mile**: Measurement of 80 chains by length; 320 rods/poles/perches; equals 5,280 feet.
- **Overlaps:** Where surveys ran into and over one another, causing disputes and resurveys.
- **Plat:** The drawing of the land survey according to surveyor's measurements.
- **Perches & Poles:** Equivalent to rods; archaic references use perch for one square rod.
- **Processioning:** A custom of walking the boundaries of the land, usually by neighbors and a surveyor, tax collector, or other government official.
- **Rectangular Survey**: System to divide federal public lands, mostly midwestern states.
- **Rods:** Surveyor's unit of measure of 16.5 feet or 25 links of a Gunter's Chain; one acre is 160 square rods. Equivalent to perch or pole.
- **Roods:** Archaic unit of measure equal to one quarter (1/4) acre or 10,890 square feet.
- **Survey:** Measurement of land to determine location, boundaries, bounds, and acreage.

Circular Measurements (*think of a clock*)

- Minute = 60 seconds
- Degree = 60 minutes
- Quadrant = 90 degrees; ¼ circle
- Circle = 360 degrees; 4 quadrants

Linear Measurements

- Link = 7.92 inches
- Pole, perch, rod = 25 links; 16.5 feet
- Chain = 4 poles; 100 links
- Mile = 80 chains

CONVERSION TO DECIMAL

Linear Measurement Example:
10 chains, 35 links = 10.35 chains

Circular Measurement Example:
32° 45 minutes = 32.75°
(*clock-based conversion*)

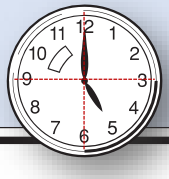

Translating the Written Deed to Plat Lines

Prepare to create your plat first by transcribing the land description. Sort the directions into separate lines. In general, each single line will consist of

COMPASS DIRECTION & DEGREES + COMPASS BEARING & MEASUREMENT.

Imagine actually walking the distances and directions as well as looking down on a plat at a bird's eye view. When a deed's first described line is called out as "south thirty two degrees west ten chains and thirty five links," in essense it means:

- Face south. Before starting to move down the line in that direction, turn to the west by 32 degrees. Then follow that angle for a length of 10.35 chains to create the beginning line.

© 2023 • Rebecca Whitman Koford Genealogical Research, LLC • All rights reserved

Introduction to *Google Earth Pro (GEP)*

Google Earth Pro is a Geographic Information System (GIS) that displays a virtual map of the world with overlays of imaged photographs taken by satellite and on-the-ground photographers. It helps genealogical researchers locate physical features of the land, towns, landmarks, and understand geographic relationships between the same. As a research tool, it may be used to plant placemarks where events occurred and tie information to that point (called a "waymark") with documents, photographs, and videos. Some of the icons to note are:



HIDE SIDEBAR
Open or close the working sidebar to see more of the map area.



PLACEMARK
Pushpin icon that can be dropped on map. Use to mark place or find longitude & latitude.



POLYGON
Geometric shape of any type that can be built in *GEP* to highlight an area.



PATHS
Series of placemarks that create a continuous line between them.



IMAGE OVERLAY
Tool for inserting JPG or PNG images into *GEP*.



RULER
Convenient for measuring distances in feet, miles, etc.

The Project

To begin, open *GEP* and create a file in "Places" (right-click with Places > Add > Folder). Name the folder and click "okay." A folder will appear near the bottom of the lists Open the new folder by left-clicking on it. Important: Regularly save your work! Main functions FILE > "Save My Places" or right-click the folder > "Save My Places" to save to your computer.

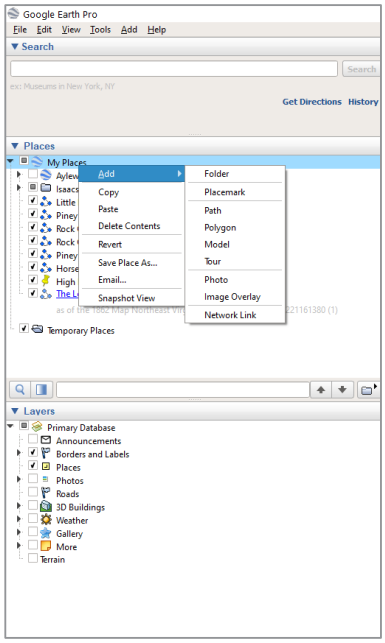

Adding Paths & Polygons

Paths are helpful for highlighting waterways. Polygons can fill in areas of note with color.

- Find the area you want. Right-click folder > Add > Path
- Click bit by bit to create the path you want.
- When finished, name the "Edit Path" box and give a description if needed.
- To extend the path off the current view > close the edit box > move the screen to the next area > right-click on the path name in the sidebar > click "Properties" > this reopens the edit box, and you can continue the path.
- Like a path, start a polygon any place with the top icon or by adding to a folder.

© 2023 • Rebecca Whitman Koford Genealogical Research, LLC • All rights reserved

Adding Placemarks

Placemarks are helpful for highlighting cemeteries, headstones, historic homes, and other items of note.

- Find the area you want. Right-click folder > Add > Placemark

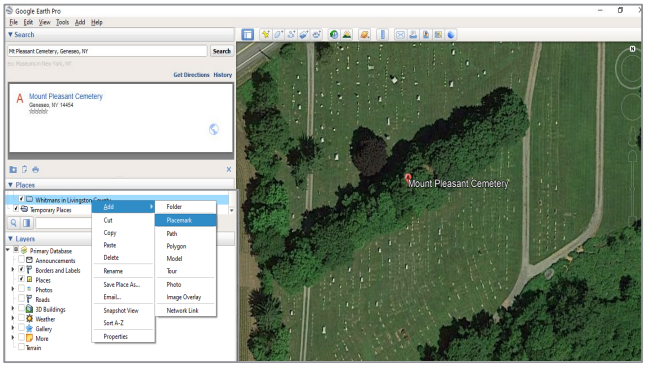

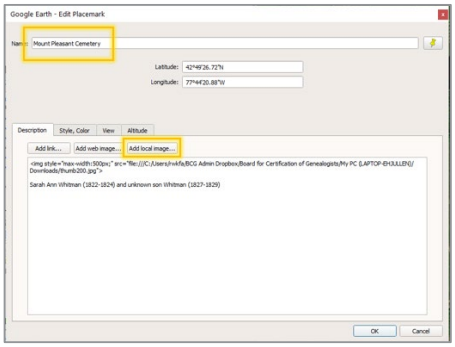

Finding the "Place of Beginning" in *Google Earth Pro*

The trickiest part is really up to your research into the ancestor's location, the locations of neighbors, roads, waterways, and other landmarks. Take that research and apply it to maps of the area: survey maps, tax maps, historic maps from the time and later, resurvey plat maps at the county courthouse, and county gazetteers with information on waterways and forgotten roads. You may need to use multiples of these to come to a general idea of the area in ancestor's time.

Once you have located the area, go to *Google Earth Pro* and find the area on the live map. See if there is a part of the plat that would land in a fixed place, such as a crossroads. Zoom in as far as you can for the instructions below to place the pushpin icon to find the longitude and latitude. You may want to use the instructions on the next pages for uploading a historic map (or section of a plat or other image) to help you locate the area more closely and clearly. Be careful and creative, historic maps and surveys are not infallible—proportions can be somewhat inaccurate.

Moving a Plat to *Google Earth Pro (GEP)*

Before attempting this, familiarize yourself with *Google Earth Pro*. See the tutorial listed in the bibliography. Next, create your plat in Metes and Bounds or your software of choice. The point of beginning (POB) **must** be the place where you will plot the longitude and latitude for the plat. IF you do not like where the POB is, re-adjust the plat until your POB is where you need it to be.

1. Note: The names, distances, or any other notations will not move with the plat to *GEP*, *only* the plat lines and fill.

© 2023 • Rebecca Whitman Koford Genealogical Research, LLC • All rights reserved

2. Open *GEP*. Use a Placemark (pushpin icon) from the TOP BAR to locate exactly where you want the place of beginning (POB) longitude and latitude to go for your plat. *Zoom in as close as you can for best accuracy!*
3. When you set the Placemark, the edit box will open. The box will show the longitude and latitude. Copy and paste these exactly into an open Word document or write them down where you can retrieve it easily. Close the placemark (hit cancel in the edit box); it will disappear.
4. Return to Metes and Bounds. Make sure you have the Layer open for the plat you need. At the top, click File, and in the dropdown menu, click EXPORT. In the side menu that opens, click "EXPORT AS KML."

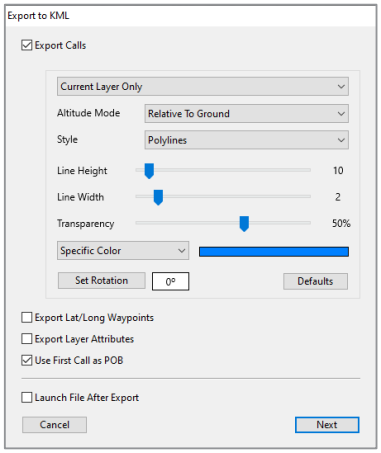

5. The "Export to KML" box will open. Choose the color of the box and level of transparency for the line and other options. The box for "Use First Call as POB" should be clicked only. If you want the box filled, change the style to "Filled Polygon." Click NEXT.
6. The system will next prompt with a box that asks to set a "Lat/Long POB" – click "Set Lat/Long POB."
7. Enter the longitude and latitude numbers you saved from the Placemark edit box. Hit "Save and Close." Save the file to your computer.

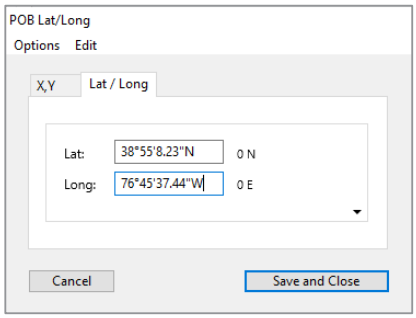

8. Back in *GEP*, go to the TOP MENU FILE and click OPEN. Choose your file from your computer. **The KML will go to the TEMPORARY PLACES folder. Copy it from there and paste to the folder you wish it to be in.** Delete it from the Temporary Places folder. Saving to Temporary Places is only necessary for KML files.
9. If you need to re-set the longitude and latitude in Metes and Bounds, make sure the layer is open. (Delete the current plat from *GEP*.) This time, click LAYERS at the top menu. Click "Set Current Layer POB Lat/Long Coordinates" and open. The numbers have converted to decimal. You do not need to convert to decimal, just copy and paste in the new numbers from the Placemark. Then go back and EXPORT TO KML again, you will not get another prompt to update the Lat/Long. (Sometimes it takes a few tries for older deeds.)
10. A plat can always be moved—**not** by grabbing and dropping it (unfortunately), but by resetting the longitude and latitude in the plat in Metes and Bounds and re-saving and reuploading.

© 2023 • Rebecca Whitman Koford Genealogical Research, LLC • All rights reserved

Uploading a Historic Map (plat or survey image)

Historic maps are helpful for finding ancestral lands in both State-Land and Federal-Land states. Uploading and sizing them to *GEP* can be done, but it is rather tricky. Your image must be in JPG or PNG format.

In *GEP* open "ADD" then "IMAGE OVERLAY." A green positioning box will display on your map as well as descriptor box. In the descriptor box, name the image and "Browse" for the image on your PC.

Right-click on the listing in the left menu and choose "Properties" to bring up the descriptor box again; it must be open to adjust the image.

Utilize the transparency option as you re-size and move (sometimes stretch) your overlay. HINT: Hold SHIFT while pulling a side or corner to keep the image from twisting or warping.

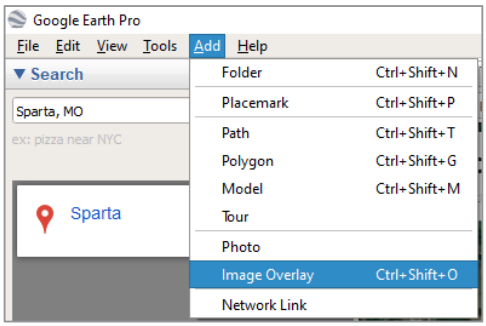

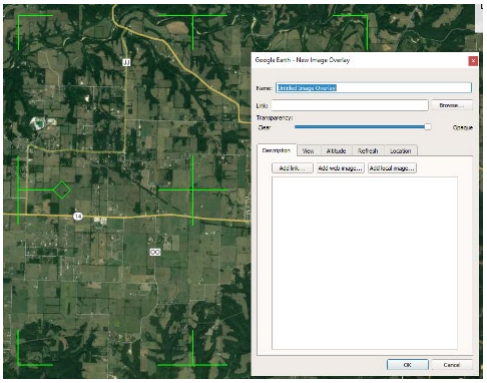

Bibliography

All URLs verified 28 February 2023.

Broyles, Steve. "Metes and Bounds Surveys." *DirectLineSoftware.com*, (http://www.directlinesoftware.com/metes.htm). Also, "Surveying Units and Terms" (http://www.directlinesoftware.com/survey.htm).

Clawson, Marion. The Land System *of the United States: An Introduction to the History and Practice of Land Use and Land Tenure.* Lincoln, NE: University of Nebraska Press, 1968.

DeedMapper 4.2, Direct Line Software (http://www.directlinesoftware.com/deedmapper_42).

"How to Use Google Earth Pro – Beginner's Tutorial 2022." Teacher's Tech. Video tutorials, *YouTube*, https://www.youtube.com/watch?v=45XAtn2qdn0.

Hone, E. Wade. *Land & Property Research in the United States.* Salt Lake City: Ancestry, 1997.

Loberger, Dale. "Surveying Land in the 1800s." Video, *YouTube*, https://www.youtube.com/watch?v=t6xA7-h8ZLg.

Price, Edward T. *Dividing the Land: Early American Beginnings of Our Private Property Mosaic*. Chicago, IL: The University of Chicago Press, 1995.

The words Certified Genealogist and its acronym, CG, are a registered certification mark, and the designations Certified Genealogical Lecturer and its acronym, CGL, are service marks of the Board for Certification of Genealogists®, used under license by board certificants after periodic evaluation.

© 2023 • Rebecca Whitman Koford Genealogical Research, LLC • All rights reserved

The Everleigh Sisters: A Case Study in Conflict Resolution

Karen Stanbary, LCSW, AM, CG® ◊ info@karenstanbarygenealogy.com

Craft the Research Question



Craft a research question that uniquely identifies the research subject for place, time, and in relationship to another person.

Who are the parents of Aida and Minna Everleigh, operators of the "resort" located at 2131 N. Dearborn Street in Chicago in April 1910?

Analyze the Starting Point

Genealogists being with analysis of the starting point to ensure a solid foundation. We avoid assumptions about information that is not supported by documentation. Correlate at least two records to corroborate the information. Mine the records for detail.

1910 U.S. census, Cook County, Illinois[1]

- Enumeration date 15 April 1910
- Address: 2131-33 Dearborn, Chicago
- Everleigh, Minna, age 36, female, white, single, born Virginia, father born Virginia, Mother born North Carolina, occupation "resort keeper," industry "ill repute," working own account, literate, home rented
- Everleigh, Aida, age 37, female, white, single, born Virginia, father born Virginia, Mother born North Carolina, occupation partner, literate
- Household consists of 25 female "roomers," all single, ages 20–34, diverse birthplaces (all U.S., 5 born Illinois) occupation "inmate"



Do not rely on the transcription, study the original record. Study the neighbors in the census records for context and to discover FAN (friends, associates, neighbors) of your research subject.

Minna Everleigh's obituary[2]:

- Former owner of Everleigh Club (turn of century brothel), 2131-2133 Dearborn, international reputation for elegance

1. 1910 U.S. census, Cook County, Illinois, population schedule, Chicago, ward 1, Enumeration District (ED) 0162, sheet 2-B (penned), dwelling 28, family 39, Minna Everleigh household; *Ancestry* (https://www.ancestry.com : accessed 15 March 2021); citing National Archives Records Administration microfilm publication T624, roll 241.

2. "Minna Everleigh Dies; Ran Notorious Levee 'Club' with Sister," *The Chicago Tribune*, 17 September 1948, p. 1, col. 5.

Copyright © 2023, Karen Stanbary, CG®. All rights reserved.

#NGS2023GEN

- Died 16 September 1948, Park West Hospital, New York, age 70
- Sister Ada survives her, but is confined to home due to broken leg
- Known as "Scarlet Sisters"
- 1913, retired, more than million dollars
- Brothel closed in 1911 by order of Mayor Carter Harrison, building razed in 1933
- After retirement, sisters lived under assumed names in New York

Ada Everleigh's obituary[3]:

- Buried secretly 5 Jan 1960 next to sister in small Virginia cemetery not far from Washington, D.C.
- Would have been 94 on 15 Feb 1960
- Minna died 16 September 1948 in New York City
- Everleigh club on South Dearborn functioned from 1 February 1900 until closed by Mayor Carter Harrison on 25 October 1911
- Ultra exclusive bawdy house operated by two soft-spoken Southern belles
- Sisters settled in Omaha in 1898, show snubbed prior to Chicago arrival
- $25 to "go upstairs" in the age of nickel beers and ten cent whiskey

Excerpts from: Charles Washburn, *Come Into My Parlor: A Biography of the Aristocratic Everleigh Sisters of Chicago*[4]

- "The Misses Minna and Ada Everleigh were born in Kentucky—in the blue grass regions of Kentucky. Benedict Arnold, during the capture of Richmond, Virginia, in 1781, compelled their antecedents along with the governor and legislature to flee beyond the Blue Ridge Mountains…Their family finally settled in Kentucky. Minna was born on July 13th, 1878…"
- "Ada was about two and one-half years older than Minna, which shall be illuminating to many because the latter always was the ruling force in their enterprises as well as the spokesman. Ada was born in February 1876."
- "…they came from Evansville, Indiana...The Everleigh pater was a prosperous lawyer, affording his two favorite children a finishing school and lessons in elocution…they were tutored privately and properly, emerging as debutantes in a blaze of pulchritudinous and social fireworks."

3. "Bury Ada, Last of the Everleigh Sisters, at 93," *The Chicago Tribune*, 6 January 1990, part 3, p. 7, col. 6.
4. Charles Washburne, *Come Into My Parlor: A Biography of the Aristocratic Everleigh Sisters of Chicago* (New York: National Library Press, 1936), ebook, *Hathi Digital Trust* (https://babel.hathitrust.org : accessed 15 March 2021).

Copyright © 2023, Karen Stanbary, CG®. All rights reserved.

- "In 1897, Minna was wooed and won by a southern gentleman…the wedding was a performance received good notices. Minna alone knew on the morning afterward that the show was a flop…Shortly afterward, Ada married the brother of Minna's husband…[Minna's] husband was a brute—suspicious and jealous. So was Ada's. Minna still flaunting the marks of a warm handclasp on her pretty throat, finally skipped on a late train…Ada joined her several days later in Washington. That was the end of their marital problems—they have remained single ever since."

- "In 1898, after a year of barnstorming engagements in struggling repertory companies of the "East Lynne" vintage, they drifted into Omaha. They had approximately $35,000, of which only a few hundred had been saved by sheer thrift after trouping through the wayposts from Washington to Waco. The remainder was their share from estates in the south."

- "The Trans-Mississippi Exposition…held in Omaha in the year of 1898 had the added attraction of the progress in bagnios as presented under the able management of the Everleigh Sisters… their $35,000 had increased to $70,000."

- "During the winter of 1899–1900 they arrived in Chicago…Effie Hankins who sponsored the resort at 2131–33 South Dearborn Street was in the market to sell…The biography of the Everleigh Sisters and the history of the Everleigh Club rightfully begins on Thursday, February 1, 1900, the night of the grand opening in Chicago. Minna was 21 years old and Ada was soon to be 24."

- "The new name, they said, figured in an obscure branch of the family, and was the prettiest nomenclature they had ever heard, accounting, in a measure, for their appropriation of it…Their grandmother always concluded her letters with 'Everly yours."

Conduct Reasonably Exhaustive Research



Seek verification of information provided in the starting point. As research progresses, consult new sources revealed by discovered information. Evaluate and appraise the source for likely accuracy. Mine each source for relevant information to answer the research question. Correlate each evidence item with existing evidence items as research proceeds. Note any conflicts in evidentiary items.

The Genealogical Proof Standard

Genealogists conduct reasonably exhaustive research to minimize the potential that new findings would overturn a proven genealogical conclusion. Recognizing that any record

Copyright © 2023, Karen Stanbary, CG®. All rights reserved.

may provide erroneous information, we employ strategies to evaluate evidence. We prefer to reason from original records with information provided by people who witnessed the event (primary information). We always seek multiple, independent sources to corroborate information drawn from sources that answer the research question.

Conflict Resolution

Thorough research may result in conflicting evidentiary items. A conflict occurs when the evidence provides two different and incompatible answers to the research question. When we encounter conflicts, we resolve the conflict by 1) grouping evidence items that support each side of the conflict; and then 2) articulating a defensible rationale for setting aside evidence items that support all but one side of the conflict.

Defensible rationales include:

- Lack of corroboration
- Evidence drawn from error-prone sources based on secondary information
- A reasoned explanation of how the conflict evolved

When evidence items are wrong, they are often wrong for more than one reason.

Further Study

Genealogy Methodology

Board for Certification of Genealogists, *Genealogy Standards*, 2nd ed., rev. Nashville, Tenn.: Ancestry, 2021.

Jones, Thomas W. *Mastering Genealogical Proof*. Arlington, Va.: National Genealogical Society, 2013.

The Everleigh Sisters

Abbot, Karen. *Sin in the Second City: Madams, Ministers, Playboys, and the Battle for America's Soul*. Random House, 2007.

Washburne, Charles. "*Come Into My Parlor: A Biography of the Aristocratic Everleigh Sisters of Chicago*. New York: National Library Press, 1936. Ebook, *Hathi Digital Trust.* https://babel.hathitrust.org.

Copyright © 2023, Karen Stanbary, CG®. All rights reserved.

Did My Family Get Skipped? Mining Census Records for Missing Ancestors

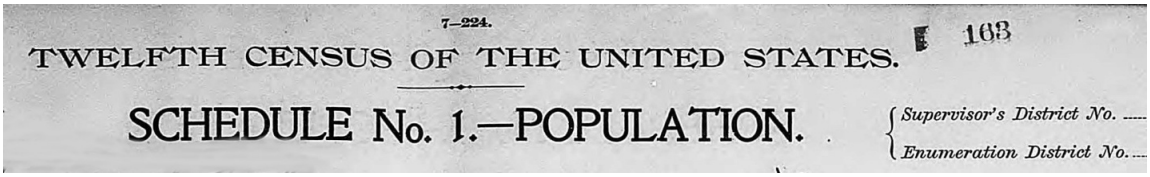
7–224. 163
TWELFTH CENSUS OF THE UNITED STATES.
SCHEDULE No. 1.—POPULATION.
Supervisor's District No. .....
Enumeration District No. ....

Nicole Gilkison LaRue, CG®
2023 National Genealogical Society Conference
Session T115

Did your family get skipped in a census? Learn how timelines, city directories, and creative searches can help you find those "lost" ancestors.

By all accounts, the Charles Stevens family should have been enumerated in Chicago in 1900. They should have been there, but they were not found. So how do we go about finding people in the census who don't show up where, or how, we expect? Finding the Stevens family serves as a helpful guide for building timelines, finding and using city directories, and getting creative with census searches.

⇒ Laying the Foundation: building a timeline for your target family

What do you know about your research subject/s? Not, what do you *THINK* you know, but what can be documented? Put it all in a timeline to see where any gaps or conflicts might be present.

⇒ Fill in the census years with city directories

a. City directories are great sources for placing your research subjects in a specific location at a specific time, often in between federal census enumerations. If you know where your subject was living in 1880 but can't find them in 1900, go for the city directories to make sure you're looking in the right place. City directories can also often indicate when a head of household died by including a note in the listing for the widow, providing additional evidence for why someone might not be found in a census,

#NGS2023GEN

b. Ancestry, FamilySearch, Fold3, HathiTrust all have a large collection of city directories available but don't forget repositories like state archives and local libraries. Also, keep in mind that there is a whole wide world of information out there that is not online. Local historical societies and libraries are often willing to search and copy records for nominal fees and can mail or email the copies to you so there's no excuse to ignore them in your search.

⇒ When people aren't found where they should be it's time to get creative with your searching

a. Get creative with your searches by thinking about name variations and nicknames, searching for specific individuals from the household, eliminating/utilizing certain search criteria, etc. Might your chances be better by searching for John's wife, Veronica, rather than John Smith? If you're unsure whether Rupert was born in Indiana or Ohio, maybe leave the birthplace field blank in the search bar. If you still can't find your subject/s, try the neighbors.
b. Don't forget about tools available online created specifically to help you find your people in the federal censuses. These include the various tools available on the Steve Morse website, as well as tools available from NARA. Also, be keep in mind any geographic issues such as boundary changes or topographic obstacles which might have impacted the enumeration and/or where your subject might appear.
c. Could legibility or condition be the reason why you're not finding your subject? Remember there were different copies of the censuses so if the one you're looking at has damaged pages or is illegible in places, try to find another copy. If there's an issue with legibility, etc., remember that Ancestry isn't the only website with online images. FamilySearch and InternetArchive also have census images so take a look at those images to see if one might be better than the other.

⇒ Some extra help

a. Knowing the background and understanding how the federal censuses were enumerated can help you understand what you're seeing (or what you're not) and what to look for.
b. Look for examples of other "missing" households and how others either found or got around the issues of locating their research subjects.

Tips and Tricks:

⇒ "avoid the 'census taker skipped my family' attitude trap"

Mills, Elizabeth Shown, "Census Techniques and Strategies for Finding Elusive Ancestors," https://www.familysearch.org/en/wiki/Census_Techniques_and_Strategies_for_Finding_Elusive_Ancestors

⇒ Look for methodology inspiration in published articles

Hatten, Ruth Land, "Finding 'Missing Men' on Early Census Records: The Example of Thomas Russell," NGSQ 81 (March 1993): 46-50.

⇒ Blogs can also provide excellent inspiration on creative census searching solutions

https://vitabrevis.americanancestors.org/2019/04/census-taker-missed/

⇒ NARA offers helpful tools using ED maps and more

https://lisalouisecooke.com/2017/01/21/missing-census/

* For issues with legibility and possible transcription errors, you can also check the same page on InternetArchive through their census collection https://archive.org/details/us_census

* There were different instructions for absent households (nobody was home) for different census years and enumerators may or not have done what the instructions indicated, so know what the instructions say, follow up on those instructions, and be open to any other possibilities. For instance, in 1950: https://historyhub.history.gov/thread/14816

* If you're having trouble finding someone in the population schedule, it may be worth trying the other schedules, such as the agricultural and mortality schedules.

References and Resources:

Franklin, W. Neil, comp. *Federal Population and Mortality Census Schedules, 1790-1890, in the National Archives and the States: Outline of a Lecture on Their Availability, Content, and Use.* Special List no. 24, National Archives and Records Service. Washington: General Services Administration, 1971. https://www.familysearch.org/library/books/records/item/199961-federal-population-and-mortality-census-schedules-1790-1890-in-the-national-archives-and-the-states-outline-of-a-lecture-on-their-availability-content-and-use

Greenwood, Val D. *The Researcher's Guide to American Genealogy*. 4th ed. Baltimore: Genealogical Publishing Co., 2017.

Hinckley, Kathleen W. *Your Guide to the Federal Census: For Genealogists, Researchers, and Family Historians*. Cincinnati: Betterway Books, 2002.

Kratz, Jessie. "Public Access to Census Records at the National Archives." National Archives and Records Administration. *Pieces of History*, 17 March 2022. https://prologue.blogs.archives.gov/2022/03/17/public-access-to-census-records-at-the-national-archives/ : 2022.

Szucs, Loretto Dennis and Matthew Wright. "Census Records." Loretto Dennis Szucs and Sandra Hargreaves Luebking, eds. *The Source*. Provo: Ancestry Publishing, 2006. Pages 157-218.

Thorndale, William and William Dollarhide. *Map Guide to the U.S. Federal Censuses, 1790-1920*. Baltimore: Genealogical Publishing Co., 2009.

Steve Morse census tool
https://stevemorse.org/index.html

ED maps available on FamilySearch
https://www.familysearch.org/search/collection/2329948 to be used with NARA ED descriptions: https://catalog.archives.gov/id/721175

Census Instructions
https://www.census.gov/history/www/through_the_decades/census_instructions/

NARA main census resource site
https://www.archives.gov/research/census

Finding Women of the Past in Military Records

Rick Sayre, CG®, CGL℠, FUGA
929 Scarlet Oak St.
Middletown, DE 19709
E-mail: ricksayre@gmail.com

Introduction

Finding women and their documented connection to their spouse and children is often difficult. One of the best tools we have are the benefit programs established by the federal government. Pension benefits are usually the first place we look to find these relationships. However, several other types of records may provide relationship data. We will discuss these records after examining pensions. Military records can also be useful to discover women in their own right, that is not based on their relationship to a service member.

Pensions

Understanding pension law is essential if we are to effectively search for information relating to women and children. Prior to 4 March 1861 (the start of the Civil War), pension benefits varied considerably by the specific conflict. Congress also responded to political pressure to expand benefits from time to time.

After 4 March 1861 pensions were governed by the general law system created by the Act of 14 July 1862 (12 Stat. 566). Though there would be many more pension acts passed the basic system established by this remained in place until World War I.

Expansion of benefits was often retroactive, but not always. Additionally, Congress often waited until many of the beneficiaries were dead before expanding benefits. The often-observed phenomenon of younger women marrying older soldiers extends the time frame that these records are useful.

How to find Pension Law

Resolutions relating to pension law will be found in the records of the Continental Congress and after 1789 in the *Statutes at Large*. Genealogy Quest, http://genealogy-quest.com/military-pensions/pension-acts/, has many of the pension acts discussed in this article online at their website. For a thorough understanding of pension law and the relevant legislative history, see Glasson (#2).

A Historical Perspective for Service prior to 4 March 1861

The Revolutionary War

With the passage of the National Pension Act in 1776 the Continental Congress provided half pay for life to all officers, non-commissioned officers, soldiers, and sailors who lost a limb or suffered other serious disability. In 1776 the Continental Congress established the bounty land entitlement; the benefit was scaled by rank. Both benefits carried limitations. Congress expected the states to pay the pensions since Congress had no money; in the case of bounty land, the U.S Military District in Ohio was not opened until 1796. These two themes of disability or service as the basis of a pension would continue throughout the nineteenth century. In this period pensions were administered by the Bureau of Pensions under the Secretary of War. The state pensions granted in this period can be

found in Bockstruck's *Revolutionary War Pensions Awarded by State Governments 1775–1874, the General and Federal Governments Prior to 1814, and by Private Acts of Congress to 1905* (#1).

The Act of 18 March 1818 (3 Stat. 410) applied to Revolutionary War veterans, opened a new category of entitlement "reduced circumstances in life." This was neither a disability nor a service pension. This was so popular that the criteria to prove indigence was made more stringent by the Act of 1 May 1820 (3 Stat. 569). By the Act of 1 March 1823 (3 Stat. 782) Congress relented and restored to the rolls some of the pensioners who had been removed by the 1820 act.

Congress in 1832 passed the first general service pension for veterans of the Revolutionary War. The Act of 7 June 1832 (4 Stat. 529) allowed those who served two years to receive full pay for life. Those who served less time received a proportionate reduction. The practice of enacting service pensions as the population of veterans aged and dwindled was a recurrent theme in the nineteenth century.

The first act to specifically provide for widows and children was passed on 4 July 1836 (5 Stat. 127). The widow must have married before the soldier's term of service expired. Congress would extend the date of marriage required to obtain the benefit several times. All restrictions pertaining to the date of marriage were removed by Act of February 3, 1853 (10 Stat. 154). The last specific act dealing with the Revolutionary War was 9 March 1878 (25 Stat. 235). This act allowed a soldier or a widow to receive a pension based on service of the soldier that was a little as 14 days.

War of 1812

In 1802 Congress provided by way of the Act of 16 March 1802 (1 Stat. 121) an invalid pension for the Regular Army. Though this act did not provide benefits to women or children it formed the basis benefits for service in the War of 1812. The Act of 24 April 1816 (3 Stat. 296) extended invalid pensions to those who served in the War of 1812 based on the preceding act.

Congress provided for dependents of veterans of the War of 1812 with the Act of 16 March 1816 (3 Stat. 285) that provided half pay for five years to widows and orphans of deceased soldiers whose cause of death was related to the War. The bounty land entitlement could also be converted to half pay for the benefit of orphans. Half pay for five years were often extended.

It was not until Act of 14 February 1871 (16 Stat. 411) that soldiers were provided a pension for War of 1812 service. The act also provided that widows (no children) of deceased soldiers could apply for a pension. Two important provisions were 1) the widows must have been loyal to the United States and 2) that they had married the veteran before the peace treaty of the War of 1812 (16 February 1815). Congress expanded the benefit to both classes with the Act of 9 March 1878 (20 Stat. 27). The restrictions on marriage date were removed. The loyalty requirement was also removed.

Mexican War (1846-1848)

Researchers should consult Glasson (#2) for a discussion of this topic.

Indian Wars

Researchers should consult Glasson (#2) for a discussion of this topic.

© 2023 Rick Sayre, CG, CGL, FUGA

A Historical Perspective for Service After 4 March 1861

The Veterans Department calculated that on the eve of the Civil War the number of veterans was 80,000. The war changed many things, one of which was the size of the veteran population. In 1865 the number stood at 1.9 million. In recognition of the scope of the conflict, Congress passed the Pension Act of 14 July 1862 (12 Stat. 566). This was a very liberal law that provided pensions to all service members, their widows, orphans, and other dependents. Review Prechtel-Kluskens's "A Reasonable Degree of Promptitude" (#9) for a detailed discussion of the impact of this law.

Congress took a major step to deal with the large and politically powerful Civil War veterans by the passage of the Dependent Pension Act of 1890 (26 Stat. 182). This act essentially provided a general service pension and had the effect of increasing the pension roll from 489,000 to 996,000 three years later. In 1904 President Roosevelt issued an executive order making old age a disability. Veterans over the age of 62 received a pension regardless of having a disability or not.

The concept of a general pension law based on service was finally affirmed by the Service and Age Pension Act of 6 February 1907 (34 Stat. 879) that awarded pensions based on 90 days service or more in the Civil War would obtain a pension based on attaining the age of 62 years. The result is seen in these figures from 1914—of the 429,354 Civil War veterans on pension rolls only 52,572 were because of disability.

We now understand that the creation of pensions was a complex process. Skocpol (#17) discusses the politics involved. Political party affiliation, sectional differences, social standing (officer versus enlisted), economic conditions, philosophical approach to pensions (disability versus service), and many other factors influenced the legislative process. Understanding the law and related issues will allow the proper construction of a research strategy.

Pensions for Army Nurses

The Army Nurses Pension Act, passed in 1892 (27 Stat. 348) after a protracted battle. The National Archives hold the pension applications for 2,448 Civil War Nurses. Metheny in her thesis (#4) analyzed 377 pension files relating to factors of race, gender, and other topics. These pensions will be found in RG 15, in the series Civil War and later Widows' Certificates, entry 25A (NAID 300020). About 20% of these case files are online at Fold3.

Major Pension Indexes

The National Archives has produced filmed indexes to the major conflicts of the eighteenth and nineteenth century from the records of the Department of Veterans Affairs (Record Group 15). Most of these are online at Ancestry, Fold3 or FamilySearch.

Status of Pension Records

Few pension records are filmed, as their scope is vast and scanning these old and fragile papers is time-consuming. The most notable online (NARA & Fold3) offering is *NARA Microfilm publication M804, Revolutionary War Pension and Bounty-Land Warrant Application Files*. Note the interfiling of the bounty land application files. The policy on this practice varied by bounty land act. For details on bounty lands see Rose's *Military Bounty Land* (#12). Scanning of the War of 1812 pensions and Civil War "Widows Pensions" has been suspended due to Covid and other factors, those scanned are on Fold3.

© 2023 Rick Sayre, CG, CGL, FUGA

Fraud In Pension Files

Money was involved—so was fraud! The Pension Bureau employed special examiners (240 in 1883) to ferret out fraud. Many times, these reports are in the pension file and provide a treasure trove of personal data. Prechtel-Kluskens in her "A Reasonable Degree of Promptitude" (#9) article discusses fraud and the role of special examiners. One tactic employed was to expose the fraudster by getting friends and neighbors to inform, hence the *List of Pensioners on the Roll, January 1, 1883*, published by the Government Printing Office.

In addition to the files relating to special examiners, the files of the Law Division mention many widows and women. See Case Files of Attorneys, Agents, Pensioners, and Others Relating to the Prosecution of Pension Claims and the Investigation of Fraudulent Practices, ca. 1862–1933, NAID 2538355 (catalog.archives.gov/id/2538355).

The Practice of Pension Law

The Office of Pensions (so named when it was under the Secretary of the Navy (1840–1849)) was moved to the Department of the Interior in 1849 and named the Bureau of Pensions. The law provided for appeals from the decisions of the Commissioner to the Secretary of the Interior. Beginning in 1887 these decisions were reported in *Decisions of the Department of the Interior in Appealed Pension and Bounty-Land Claims…(*#18). Rich biographical detail accompanies many of the decisions. Some of the details may also be included in the pension file or records of the Secretary of Interior.

Pensions Awarded by Private Act

Many women and children petitioned Congress for redress when denied pensions by the Pension Office. Their attempts are recorded by the records of Congress in the form of the *House* and *Senate Journals,* and in the *Serial Set* if a report was prepared. Successful petitions resulted in a private act recorded in the *Statutes a Large.* Successful efforts are identified by Bockstruck's *Revolutionary War Pensions Awarded by State Governments 1775–1874, the General and Federal Governments Prior to 1814, and by Private Acts of Congress to 1905* (#1).

Related records

Pension Payment Records

Begin by reading Prechtel-Kluskens article "Follow the Money" (#7). Final Payment Vouchers (entry 722, Inventory 14, RG 217) are explained in this article. Fold3 provides access to the *Final Payment Vouchers Index for Military Pensions, 1818–1864* and also two NARA microfilm publications M2079, *Final Revolutionary War Pension Payment Vouchers: Delaware*, and M1746, *Final Revolutionary War Pension Payment Vouchers: Georgia*. The published works of Kathryn McPherson Gunning and Alycon Trubey Pierce provide information on other states. See the bibliography.

"Lost Pensions" (entry 724, Inventory 14, RG 217) are also explained in Klusken's article. Also review Scott's book *The "Lost" Pensions: Settled Accounts of the Act of 6 April 1838* (#16). This book provides an index to the final payments found in entry 724.

© 2023 Rick Sayre, CG, CGL, FUGA

Soldiers Homes

The federal government established the National Home for Disabled Volunteer Soldiers (NHDVS) after the Civil War. The criteria for admission was less stringent than the requirements to receive a pension. The home required the veteran to identify the next of kin as the home was required to provide personal effects to the family. This information is found on the register created for each soldier living in the home. The registers are online at FamilySearch (url below). The homes did not admit women or spouses until the twentieth century. However, many state homes did. We should always check for this possibility.

Compiled Military Service Records (CMSR) to Include Carded Medical Records

The personal papers envelope found in many CMSRs may have information on the next of kin. A bed card is an example where next of kin information is recorded should the solder die in the hospital. These records are part of NARA's Record Group 94, Records of the Adjutant General. The five-part series of articles by Prechtel-Kluskens provide additional information.

Related Occupations

More than 21,000 women were employed by the Union Army as nurses, cooks, matrons, laundresses, seamstresses, waitresses, and chambermaids. See the article "Union Army Laundresses" by Prechtel-Kluskens (#11).

A Research Strategy

Below is a suggested strategy to locate information in military records that may identify women and children.

- Search the pension indexes on *FamilySearch* (also *Ancestry* and *Fold3*) and pay particular attention to WO and WC files)
- Search *General Land Office Records* (glorecords.blm.gov/default.aspx) for evidence of a bounty land award
- Search the CMSR (both online and textual records held by NARA)
- Search the pension payment records (both online and printed sources)
- Search the United States National Homes for Disabled Volunteer Soldiers, 1866–1938, records on *FamilySearch* (familysearch.org/search/collection/1916230).
- Search the *Journals* and *Statutes at Large* on *Century of Lawmaking*
- Search the *Serial Set* and consult Bockstruck (#1)
- Search the *Decisions of the Department of the Interior* (#18)

Bibliography

1. Bockstruck, Lloyd DeWitt. *Revolutionary War Pensions Awarded by State Governments 1775–1874, the General and Federal Governments Prior to 1814, and by Private Acts of Congress to 1905*. Baltimore: Genealogical Pub. Co., 2011.
2. Glasson, William H. *Federal Military Pensions in the United States*. New York: Oxford University Press, 1918. Online at Google Books.

© 2023 Rick Sayre, CG, CGL, FUGA

3. Gunning, Kathryn McPherson. *Selected Final Pension Payment Vouchers, 1818–1864, Pennsylvania.* 2 volumes. Westminster, MD: Heritage Books, 2003. She also has published the Rhode Island volumes.

4. Metheny, Hannah. "'For a Woman': The Fight for Pensions for Civil War Army Nurses" (2013). Undergraduate Honors Theses. Paper 573. Online at (scholarworks.wm.edu/honorstheses/573). See also Good Women, Noble Women: The National Association of Army Nurses of the Civil War, at (fifthmainemuseum.org/2020/06/09 /good-women-noble-women-the-national-association-of-army-nurses-of-the-civil-war/).

5. Pierce, Alycon Trubey. *Selected Final Pension Payment Vouchers, 1818–1864. Maryland: Baltimore.* Lovettsville, VA: Willow Bend Books, 1997. Other publications include Alabama, District of Columbia, Louisiana, Mississippi, New Jersey, South Carolina and Virginia.

6. Prechtel-Kluskens, Claire, J.D. "Compiled Military Service Records Part I-V: published in the *NGS Magazine*, various dates. Note that all of her works referenced here are available on her website, *The Twelve Key*, (twelvekey.com/articles/).

7. ———. "Follow the Money: Tracking Revolutionary War Army Pension Payments." *Prologue*, Vol. 40, No. 4 (Winter 2008).

8. ———. "Pension Payment Cards, 1907–1933." *NGS Magazine*, Vol. 41, No. 3 (July–September, 2015).

9. ———. "A Reasonable Degree of Promptitude": Civil War Pension Application Processing, 1861–1885." *Prologue*, Vol. 42, No. 1 (Spring 2012).

10. ———. "For Love and Money: Pension Laws Affecting Widows of Military Veterans." *NGS Magazine*, Vol. 42, No. 1 (January–March, 2016).

11. ———. "Union Army Laundresses" *NGS Magazine*, Vol. 42, No. 3 (July-Sept. 2016).

12. Rose, Christine. *Military Bounty Land, 1776–1855*. San Jose: CR Publications, 2011.

13. Russell, Judy G. "An Appealing Notion" The Legal Genealogist, posted 23 April 2015. https://www.legalgenealogist.com/2015/04/23/an-appealing-notion/.

14. ———. "Chasing that pension file" The Legal Genealogist, posted 30 March 2013. https://www.legalgenealogist.com/2013/03/30/chasing-that-pension-file/.

15. ———. "The marriage and the pension" The Legal Genealogist, posted 4 December 2013. https://www.legalgenealogist.com/2013/12/04/the-marriage-and-the-pension/.

16. Scott, Craig R. *The "Lost" Pensions : Settled Accounts of the Act of 6 April 1838*. Revised Edition. Berwyn Heights, MD: Heritage Books, 2013.

17. Skocpol, Theda. *Protecting Soldiers and Mothers: The Political Origins of Social Policy in the United States.* Cambridge, MA: Belknap Press of Harvard University Press, 1992.

18. United States, Edward Payson Hall, John W. Bixler, and Ralph W. Kirkham. *Decisions of the Department of the Interior in Appealed Pension and Bounty-Land Claims* Washington, DC: G.P.O., 1887–. Many volumes are online at Google Books.

All urls were current as of 28 February 2023

© 2023 Rick Sayre, CG, CGL, FUGA

Tracking the Poor and Landless in Virginia

Barbara Vines Little, CG, FNGS, FUGA, FVGS
PO Box 1273, Orange, VA 22960
540-832-3473
bvlittle@earthlink.net

Although more difficult to locate,
those without property can often be traced—you just need to know where to look.

The discussion will include suggestions of when particular sources would most likely be successful as well as examples drawn from experience.

County Records

Deed Books: the non-landowning may appear as witnesses suggesting the area of the county in which they live.

Survey Books: adjacent landowners or long-term lessees; often in the early period for a county individuals would settle on land and even have a survey made which they later sold never having actually owned land. In the Northern Neck listed as a chain carrier.

Land Entry Books: (especially for counties on the western waters) often mention settlers who never owned land.

Land Causes: witness, deposition, affidavit.

Will Books: witnesses, purchasers at estate sales, appraisers, accounts, and even legatees.

Birth & Death Registers: begin in 1853 and include the name and relationship of the informant who was sometimes a friend, neighbor, or relative.

Order or Minute Books: plaintiff or defendant (most often in suits for debt), witness, charged for crimes against the Commonwealth from missing church to being a dissenter (colonial period), not caring for children, theft, vagrancy, etc.; listed on a road gang, petitioning for payment of confiscated goods.

Fee Books: Payment as a witness.

Militia records: records of courts martial.

Copyright 2023. All rights reserved.

Court Loose Papers: Also called judgments, ended causes, dead papers, etc.; include papers connected with county business such as lists of road gangs, as well as ended court suits and thus can contain bonds with witnesses, subpoena along with a note on the back as to whether it was delivered and to whom, copies of affidavits and depositions, and any other business brought before the court.

School Records: Early school records include accounts for the payment of poor children; few appear to survive, but they are invaluable when they do.

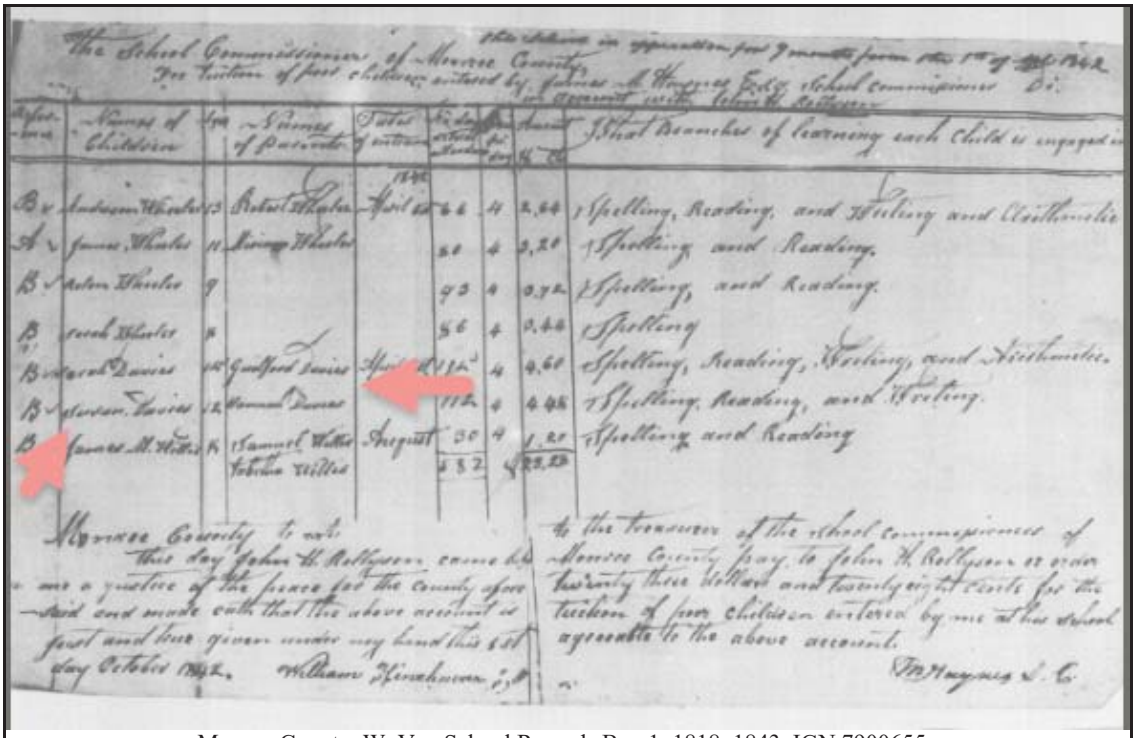

Monroe County, W. Va., School Records Box 1, 1818–1843, IGN 7900655, *FamilySearch* (https://www. familysearch.org).

Public Service Claims: claims for payment for services, goods (food, forage, animals, etc.)

Tax Records: colonial tax records are sporadic in most counties; included in this group are delinquent tax records, which list insolvents.

#NGS2023GEN

Copyright 2023. All rights reserved.

Auditor's Accounts, Library of Virginia

Frontier Defense: from 1790 through 1794 the inhabitants of Virginia's western frontier were subjected to Indian raids. Most of the material in this series consists of powers of attorney from soldiers to collect their pay, as well as muster rolls and payrolls for militia, rangers, and scouts. Currently being intermittently abstracted in the *Magazine of Virginia Genealogy*.

Military expenditures: includes military payrolls, arsenal and gun factory payrolls, state pensions (age and disability) especially for Revolutionary and Civil wars.

Tax Records: beginning in 1782 and continuing each year except for 1808, personal property tax records list white males above the age of 16 (for a brief period above the age of 21). See also delinquent tax lists especially entries 421, 422, 427 for pre-1850 lists.

Overseers of the Poor: annual reports of county overseers of the poor by 1850 include names of individuals.

National Park Service

For example, the Shenandoah National Park has among other resources:



Civilian Conservation Corps Collections

L. Ferdinand Zerkel Papers, 1889–1962, Zerkel was a payroll clerk for construction of Lee Highway and Skyline Drive, and project manager for the U.S. Resettlement Administration.

Business Records

The Library of Virginia, the Virginia Museum of History and Culture (formerly the Virginia Historical Society), Swem Library at William and Mary College, Alderman Library at the University of Virginia and the Library of Congress all hold numerous business records many of which contain payroll records or other businesses ranging from mercantile stores to blacksmiths with credit accounts for goods and services. Even small businesses located in the area of interest can include useful information. Some of the larger and better known include

Copyright 2023. All rights reserved.

Tredegar Iron Company, Richmond, especially payroll ledgers, 1852–1957, Accession 23881d, Library of Virginia.

William Allason Records, 1722–1847, Accession 13, Business Records Collection, Library of Virginia. This was a mercantile establishment with stores in Falmouth and Winchester. See especially their ledgers. Interlibrary loan microfilm available.

William Beverley Records, 1655–1749. Accession 29634, Business Records Collection, Library of Virginia. Records include rental accounts for land in Beverley Manor in Augusta Co.

Papers of Edward Dixon, 1743–1808, MSS18580, Library of Congress. Mercantile records at store in Caroline Co. Patrons included nearby counties. Interlibrary loan microfilm available.

John Glassford and Company Records, 1743–1886, MSS22939, Library of Congress. Mercantile records at stores in Alexandria, Colchester, Dumfries, and Norfolk, Va.; Georgetown; Baltimore, Port Tobacco, and Upper Marlboro, Md.. Interlibrary loan microfilm available.

Papers of the Baylor Family of Newmarket, Caroline County, Va MSS 2257, Special Collections, alderman Library, University of Virginia

Buffalo and Bath Forge and Furnace Account Books, 1838–1873, Accession #38-98-d, Special Collections, University of Virginia Library.

James Campbell Account Books, 1793–1799, Mss. MsV Ame11-13, Manuscripts and Rare Books Department, Swem Library, College of William and Mary. Merchant at Lexington, Va.

Dupuy Account Books, 1832–1834, Mss. MsV Ame 26-27, Manuscripts and Rare Books Department, Swem Library, College of William and Mary. Merchant at Charlotte Court House.

See also Virginia Business Records Index on the Virginia Genealogical Society website. (members only).

Personal Papers

Gordon Aronhime papers. LVA. Accession nos. 26081, 28947 29410 30154 31997 32554. His research focused on the upper Holston-Clinch area of Southwest Virginia during the period 1770–1795. A card file (includes sources), which is said to list "all verifiable adult males in the Holston-Clinch River area in the last quarter of the eighteenth century, as well as information on early East Tennessee settlers," is available on the Library of Virginia's website.

Preston family papers, 1727–1896. Virginia Museum of History and Culture, Mss1P9267e, Mss1 P9267 f FA2. 3500 items; calendered and **indexed**. The collection contains accounts of James Patton (1692–1755), early settler and sheriff of Augusta Co.; William Preston (1729–1783) of Greenfield, Botetourt Co., militia and Revolutionary War officer; John Preston (1764–1827) of Horseshoe Bottom, Montgomery Co., militia officer. Materials also concern salt and iron mining and manufacture.

Copyright 2023. All rights reserved.

Finding your 18th Century Ancestors in England

Paul Milner, FUGA, MDiv. 1548 Parkside Drive, Park Ridge IL 60068 www.milnergenealogy.com
© Paul Milner, 2009-2023 - Not to be copied without permission

Summary: This lecture is designed to expose researchers to the time relevant specifics of familiar resources, potentially new resources and indexes for 18th century English research

Timeline

1694 - 1702	William III
1702 - 1714	Anne
1714 - 1727	George I
1727 - 1760	George II
1760 - 1820	George III
1820 - 1830	George IV
1830 - 1837	William IV

SOURCES

Parish Registers

Registers - begin in 1538. An Act of 1598 ordered that a bound register should be used and surviving records should be copied into it. Some transcribed back to 1538, but many begin in 1558 the beginning of Queen Elizabeth I's reign. The 1598 Act also introduced the Bishops Transcripts (BTs) where annual copies of the registers were to be sent to the Bishop. Survival of the BTs varies by diocese and by year. Some ministers kept rough notebooks and there are discrepancies between the notebooks, registers and BTs.

Calendar issues - Note that the year began 25 March (Lady Day) not 1 January. An extra year must be added to all dates between 1 January and 25 March for clarity. This remained until 1 January 1752. Later records may record earlier dates in Old Style (OS) or New Style (NS). To get Gregorian calendar in line with the calendar in the rest of the world eleven days were omitted, with 2 September being followed by 14 September 1752.

Lord Hardwicke's 1753 Marriage Act - Came into force on 25 March 1754.1754 to 1837 all marriages had to be in the Church of England to be valid, exception Jews and Quakers. Marriages followed Banns or authorized by Licences. Banns registers can be valuable in locating where marriages actually took place, or where people came from.

Clandestine marriages - Prior to 1754 many couples from all levels of society, married without a marriage license or reading of the banns. Certain clergy had reputations for being willing to officiate at clandestine marriages.

It is estimated that during the 1740's 6,600 marriages a year were taking place in the Fleet (compared with 47,000 for the whole of England). Another popular location, 1729-1742, was the May Fair Chapel near St. George, Hanover Square. Marriage centers outside of London, with very high numbers by licences include: Chapel of Peak Forest, Derbyshire; St. Nicholas,

Rochester, Kent; Holy Trinity, Stratford-Upon-Avon, Warwickshire; St. Mary Magdalen, Oxford.

1. Benton, T. *Irregular Marriages in London Before 1754*. London: Society of Genealogists. 1993.
2. Herber, Mark. *Clandestine Marriages in the Chapel and Rules of the Fleet Prison. 1680-1754.* London: Francis Boutle. (3 vols. 1998-2000)
3. Milner, Paul. *Discover English Parish Registers*. St. Agnes, SA: Unlock The Past. 2014.
4. Probert, Rebecca. *Marriage Law and Practice in the Long Eighteenth Century: A Reassessment*. Cambridge: Cambridge University Press. 2009.
5. Probert, Rebecca. *Marriage Law for Genealogists: The Definitive Guide.* Kenilworth: Takeaway 2012
6. Probert, Rebecca. *Divorced, Bigamist, Bereaved? The family historian's guide to marital breakdown, separation, widowhood, and remarriage: from 1600 to the 1970s.* Kenilworth: Takeaway 2012

Dade / Barrington Registers - In the 1770's clergyman William Dade introduced more detailed registers especially in Yorkshire and Nottinghamshire parishes. Some Moravian, Wesleyan and Calvinistic Methodists Chapels were keeping similar style registers. The Bishop of Durham, Shute Barrington, introduced similar record requirements for all parishes in Northumberland and Durham from 1798. These continued until the George Rose Act of 1812 introduced pre-printed registers.
Indexes - Quick searches of many parish registers can now be done online - especially with FamilySearch. FindMyPast, and Ancestry.
Burials - over 18.4 Million entries in the *National Burial Index for England and Wales. 3rd Ed*. 2009 produced by the Federation of Family History Societies. Some societies have put additional burials online at FindMyPast

Probate

Records created by 300 plus. Highest court is the Prerogative Court of Canterbury (PCC) wills are online at NationalArchives.gov.uk and can be downloaded as pdf for a fee, they are available at Ancestry.com as individual images. Some counties have indexed or digitized their probate collections and put them online. Check FamilySearch.org, County Record Offices and FindMyPast.com is working to create a national probate index

Last Will and Testament - legal document where testator expresses wishes for the disposal of property and goods prior to death.
Administration - Letters created by court when person died without a will.
Probate Inventories - listing of moveable effects of the deceased created by two reputable neighbors, especially common for intestate persons. Use had died out in most courts by 1750 (1720 for PCC).
Probate Accounts - Final stage in administering an estate, listing

© Paul Milner 2009-2023, Not to be copied without permission

disbursements of estate including funeral costs, debts owed, court costs, rents, taxes, tithes, property settlements, wages, apprenticeships, etc. The accounts surviving 1685 through 1855 generally involve disputes.
Death Duty Registers - introduced in 1796, technically Legacy Duty on deceased estate. Estimated that about 25 per cent of all wills and admons recorded prior to 1805. Low reporting because of all exemptions. Exemptions reduced in 1805.
Roman Catholics - Between 1717 and 1791, the wills of all Catholics had to be enrolled in the law courts. Most are in the Close Rolls (C 54) or in the Common Pleas Recovery Rolls (CP 43).

7. Arkell, Tom, Nesta Evans and Nigel Goose. When *Death Do Us Part: Understanding and Interpreting the Probate Records of Early Modern England*. Oxford: Leopards Head Press for Local Population Studies. 2000. Good historical articles, examples of uses and limitations of wills, inventories and accounts.
8. Gibson, Jeremy and Else Churchill. *Probate Jurisdictions, where to look for wills.* Birmingham: Federation of Family History Societies. 5th ed. 2002.
9. Spufford, Peter. *Index to the Probate Accounts of England and Wales*. Vols. 112 and 113. London: British Record Society. 1999.

Chancery

Many of these collections are now indexed in Discovery, or have published indexes. Read National Archives Research Guide: *Chancery Equity Suits 1558-1875*. Moore's guide is most current on what is available. Many record societies have published texts and calendars relating to their own counties, see Mullins.

Other Indexes include:
Inheritance Disputes Index 1574-1714, indexes disputed wills in National Archives record classes C6, C7, C8 and C10 by the name of the testator, not the plaintiff. Also Charles I Chancery Index to 82,000 cases, 1625-49 from C2. Both indexes produced by Peter Wilson Coldham - online at FindMyPast.com

Over 30,000 Chancery cases can be searched by name, place, or subject from C6 in the Equity Pleadings Database, integrated into Discovery at NationalArchives.gov.uk. The index was created in two ways and thus details vary for the cases. Database covers only one portion of the Chancery records.

The Society of Genealogists at SoG.org.uk provides access to - Chancery Court Deponents - Bernau Index, which is also accessible through FamilySearch.org.

Increasingly, many of these collections are now indexed in Discovery, or have published indexes. Read National Archives Research Guide: *Chancery Equity Suits 1558-1875*. Moore's guide is most current on what is available. Many record societies have published texts and calendars relating to their own counties, see Mullins.

© Paul Milner 2009-2023, Not to be copied without permission

10. Horowitz, Henry. *Chancery Equity Records and Proceedings 1600-1800: A Guide to Documents in the Public Record Office*. Public Record Office Handbook No. 27. London: HMSO. 1995.
11. Horowitz, Henry and Jessica Cooke. *Exchequer Equity Pleadings 1685-6 & 1784-5.* London Record Society. 2000. Detailed calendar including all names not just principals.
12. Moore, Susan T. *Tracing Your Ancestors through the Equity Courts: A Guide for Family & Local Historians*. Barnsley, South Yorkshire: Pen & Sword. 2017
13. Sharp, Hilary. *How to use the Bernau Index*. London: Society of Genealogists. 2nd ed. 2000.

Old Poor Law

Framework for the Pool Law developed in the 1597-1601 period with the bulk of the rules remaining in place until the 1834 reform created the New Poor Laws.

You have lots of records potentially available - check the county record office for what has survived. May have been digitized by FamilySearch.org. Look in specific parish, under parish records, for Parish Chest.

For more on these valuable records see my Legacy Family Tree Webinar - *Buried Treasure: What's in the English Parish Chest*.

Churchwarden Accounts
Overseers' Accounts
Settlement Certificates
Settlement Examinations
Removal Orders
Bastardy Examination
Bastardy Warrants
Bastardy Bonds
Maintenance Orders
Summons
Work House Records
Indentures

14. Milner, Paul. *Buried Treasure what's in the English parish chest*. St. Agnes, SA: Unlock The Past. 2015.

Oaths, Collections and Taxes

Records at National Archives can be located by searching E179 in Catalog. Many records in Country Record Offices.

Land Tax Assessments - Levied from 1693 to the mid-twentieth century. Few survive before 1780, from 1780 to 1832 duplicate copies were lodged with the Quarter Sessions in order to determine who had the right to vote.
Marriage Tax - 1695-1706. Tax levied on burials, births and marriages, bachelors over 25 and childless widowers. Few records survive.
Window Tax - from 1696-1747, modified 1747-1851, few lists in county record offices.
Taxes:

Printed paper, 1711
Silver Plate, 1756-77
Playing cards and dice, 1777-1852

© Paul Milner 2009-2023, Not to be copied without permission

Male servants, 1777-1852
Gamekeepers, 1784-1807
Female Servants, 1785-92
Horses, 1784-1874
Coats of Arms, 1793-1882
Hair powder, 1795-98
Dogs, 1796-1882
Clocks and watches, 1797-98
Income tax, 1799-present

15. Beckett, J.V. *Local Taxation: National Legislation and the Problems of Enforcement*. National Statutes and the Local Community. London: Bedford Square Press. 1980.
16. Clough, T.H. McK. (Ed), *The 1712 Land Tax Assessments and The 1710 Poll Book for Rutland*. Oakham, Rutland: Rutland Local History & Record Society. 2005.
17. Turner, M and D. Mills. *Land and Property: The English Land Tax 1692-1832.* New York: St. Martins Press. 1986.

Apprentice, Freeman and Guild Records

Important for they often provide parentage and rural origins of urban dwellers. Apprenticeship Registers in IR1 1711-1811, parentage until 1752, free at TNA, index and register image at Ancestry.com, transcript at FindMyPast.com

Poll Books

Originating with the Act of 1696 where sheriffs were responsible for recording the names of those eligible to vote. Replaced by the 1872 Ballot Act. Normally the published lists include name and parish of the voter, but may also include occupations and qualifications including basis on which they were entitled to vote.

18. Gibson, Jeremy an Colin Rogers. *Poll Books c1696-1872: A Directory of Holdings in Great Britain*. Birmingham: Federation of Family History Societies. 3rd ed. 1994.

Military Records

There was no standing army prior to 1642 and no central administration of the Army prior to 1660. Standing army minimal until 1750 with regiments created and abolished as needed. During the 1740's and 50's the regiment was established as the basic unit of the Army, with each regiment of foot being given a number used until the 1880s. In 1757 the militia was reconstituted. For details on how to trace individuals see TNA "Research Guides"

Soldier Pension documents (WO97) 1760-1913 are all online at FindMyPast.com.

Militia Ballot lists, 1757-1831; defense lists - *Posse Comitatus* (1798) and *Levee en Masse* (1803-4) are all conscription lists where each parish made lists of adult males, 18 to 50 (lowered to 45 in 1762) and then ballots held to choose some for compulsory service. Those chosen could find substitutes. No names excluded after 1762.

© Paul Milner 2009-2023, Not to be copied without permission

Muster Rolls or Enrollment Books more commonly survive but only list those chosen or their substitutes. Many 1781-82 lists are published.

19. Dalton, Charles. *English Army Lists and Commission Registers, 1661-1714.* London: Eyre and Spottiswoode. 6 vols 1892-1904.

Case Studies

20. Gough, Richard. *History of Myddle*. New York: Dorset Press. 1981. Written in 1701, published in 1834, describing villagers of Myddle, Shropshire based upon the church's pew plan.

BIBLIOGRAPHY

21. Bevan, Amanda. *Tracing Your Ancestors in the National Archives: The Website and Beyond. 7th Edition*. Kew, Surrey: The National Archives. 2006.
22. Chambers, Paul. *Early Modern Genealogy: Researching Your Family History 1600-1838.* Stroud, Gloucestershire: Sutton Publishing. 2006.
23. Colwell, Stella. *Family Roots: Discovering the Past in the Public Record Office*. London: Weidenfield and Nicolson. 1991. Chapters on legal system, land, taxes, immigrants, migrants, good examples.
24. Currie, C.R.J. and C.P.Lewis. *A Guide to English County Histories*. Stroud, Gloucestershire: Sutton Publishing. 1994. In depth annotated guide.
25. Herber, Mark *Ancestral Trails: The Complete Guide to British Genealogy and Family History.* Stroud: Sutton Publ 2nd. ed. 2004 (2006 by Genealogical Publishing Company, Baltimore)
26. Hey, David *Journeys in Family History: The National Archives Guide to Exploring Your Past*. Kew: National Archives. 2004.
27. Mullins, E.L.C. *Texts and Calendars. I: An Analytical Guide to Serial Publications.* London: Royal Historical Society. 1958, corrected repr. 1978
28. Mullins, E.L.C. *Texts and Calendars. II: An Analytical Guide to Serial Publications, 1957-1982.* London: Royal Historical Society. 1983.
29. Reid, Judith Prowse an Simon Fowler. *Genealogical Research in England's Public Record Office: A Guide for North Americans.* 2nd ed. Baltimore: Genealogical Publ. 2000.
30. Wintrip, John. *Tracing Your Pre-Victorian Ancestors: A Guide to Research Methods for Family Historians*. Barnsley: Pen & Sword. 2017.
31. Wintrip, John. *Tracing Your Georgian Ancestors 1714-1837: A Guide for Family Historians*. Barnsley: Pen & Sword. 2018.

© Paul Milner 2009-2023, Not to be copied without permission

Introduction to Family Tree Maker - Building Your Family Tree

Mark Olsen, Genealogy Community Ambassador, Family Tree Maker

The latest version of FTM 2019 is 24.2. To verify your version choose **About Family Tree Maker** from the **Help** menu (on Windows) or **About Family Tree Maker 2019** from the **Family Tree Maker 2019** menu (on macOS).

To check if there's an update available for your version choose **Check for Update** from the **Help** menu (on Windows) or **Check for Updates and Upgrades** from the **Family Tree Maker 2019** menu (on macOS).

The Seven Workspaces

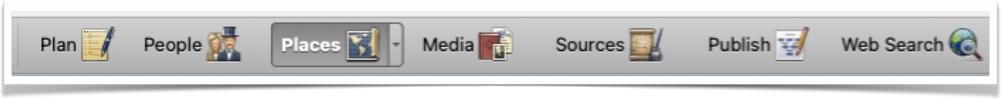

Options for getting started with a family tree:



- Existing Family Tree Maker tree
- Create a tree (enter what you know)
- Import a GEDCOM file or a Family Tree Maker file version 1 or newer
- Download one of your Ancestry.com trees
- Download a branch of the FamilySearch Family Tree

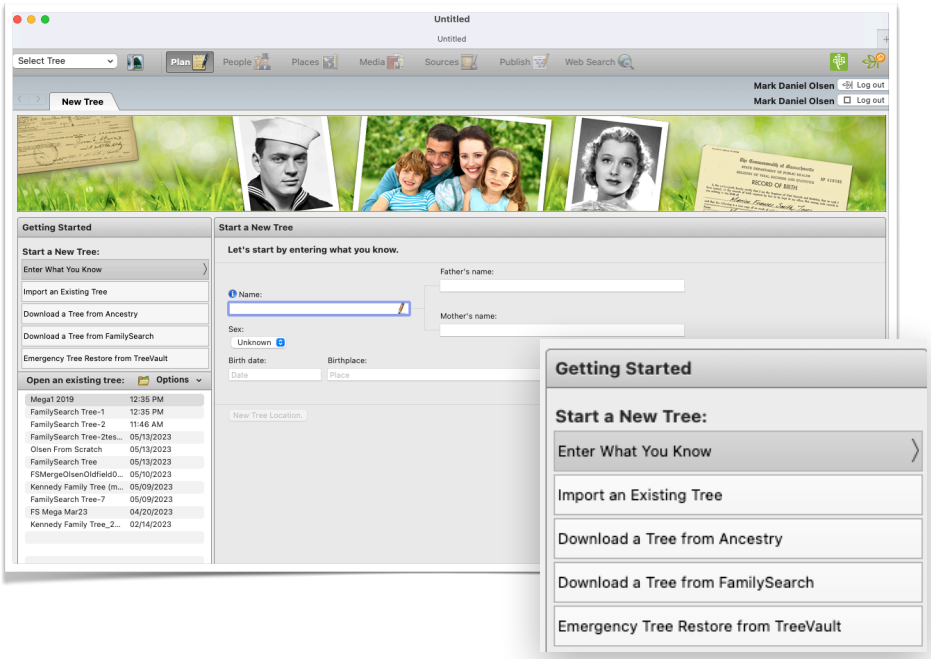

#NGS2023GEN

T119

Mark Olsen
Introduction to Family Tree Maker—Building Your Family Tree





This is the place you can do most of your tree building

- Index
- Pedigree
- Family View
- Person Panel

Customize the Person Panel

- Very important step
- Customize tree based on your unique genealogy history, geography, religion, etc.
- Shared facts
- New facts that you create for your own needs

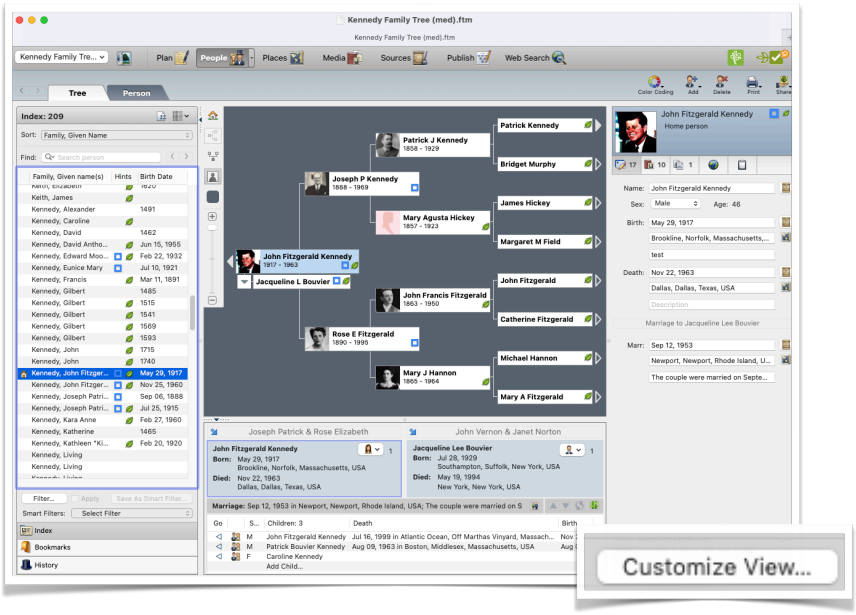

Person Tab

- Add additional unique facts
- Timeline
- Relationships
- Notes
- Media
- Weblinks
- Sources
- Much more

Ancestry - FamilySync®
Download - Connect - Sync with YOUR Ancestry.com Trees

There are some items which do not sync with Ancestry - not a full online backup.

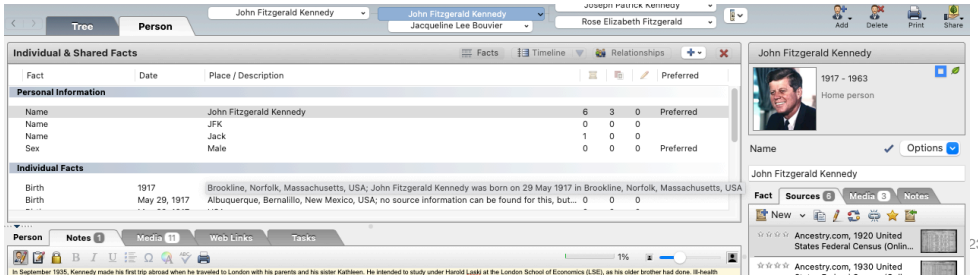

#NGS2023GEN

T119

Mark Olsen
Introduction to Family Tree Maker—Building Your Family Tree

TreeVault
- Full online back up from Family Tree Maker
- Various plans available for your complied biggest tree.



Show Ancestry Hints
- Tree Hints, from other public Ancestry trees
- Record Hints - Birth, Marriage, Death, Census Records and much more
  - All types of hints will be shown - your access to them depends on your Ancestry subscription.
- Uploading your Family Tree Maker created tree.
- Downloading your Ancestry.com tree
- Keeping them in sync



Sync Weather Report
Green - No problems found, safe to sync
Orange - Problems may occur, syncing is not recommended but still possible.
Red - Serious connection problems, syncing is impossible.



FamilySearch Hints and Downloads
Plan - download a portion of the FamilySearch tree.
- Show hints, match, merge (not a two way sync)
- Match the person in your tree to the FamilySearch Tree
  - Once matched you can see Record Matches to that person.
- Merge tree and records hints



#NGS2023GEN

May 2023

T119

Mark Olsen
Introduction to Family Tree Maker—Building Your Family Tree



Map your genealogy
- By Place
- By Person
- Over time and generations

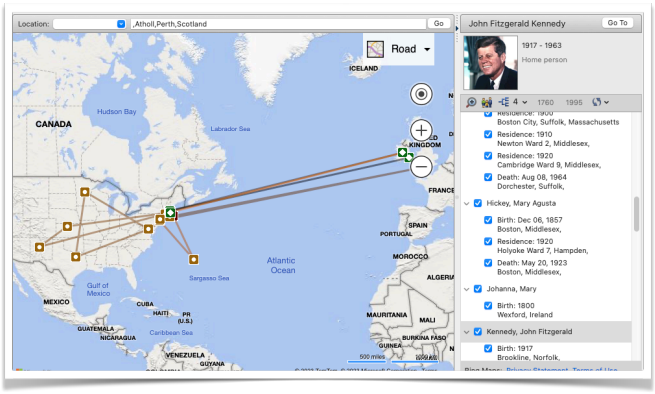



Media
- Add new media
- Link media to people
- Link to source citations
- Photo Darkroom
- Categories
- Crop and Sync to Ancestry
- Download media
- Group picture links to many people

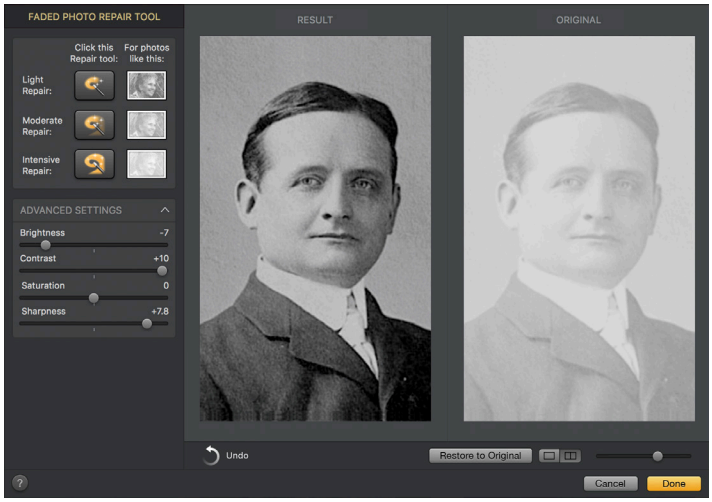

#NGS2023GEN

May 2023



Sources - Don't let them scare you! They are your friend.

- Sources on the left
- Source Citations in the middle
- Source Citation Links in the lower middle
- Source Citation Information on the Left Panel
- Add new source templates

To see sources in the best way watch them and edit them as you merge records from FamilySearch and Ancestry. Go to the Sources screen and follow the information, data and links.

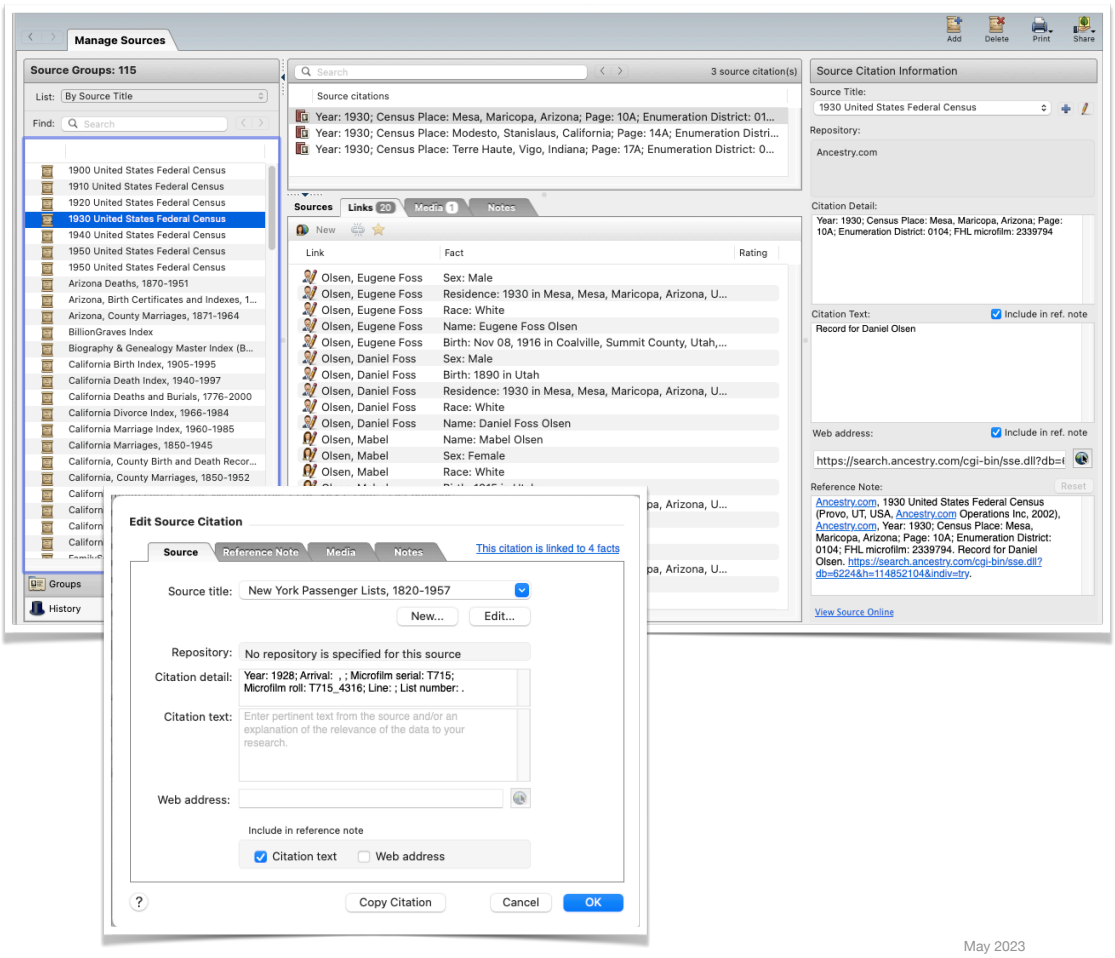

May 2023

#NGS2023GEN

T119

Mark Olsen
Introduction to Family Tree Maker—Building Your Family Tree



Publish
- Charts
- Reports
- Custom Filtered Lists
- Books

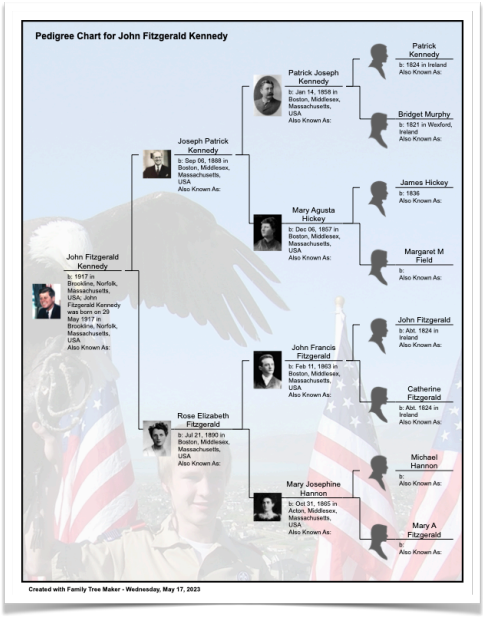

Plug-in Partner Products
Work with your data to generate amazing charts and books beyond those in Family Tree Maker

Charting Companion
- Additional Charts
- DNA Simulation
- DNA Matrix

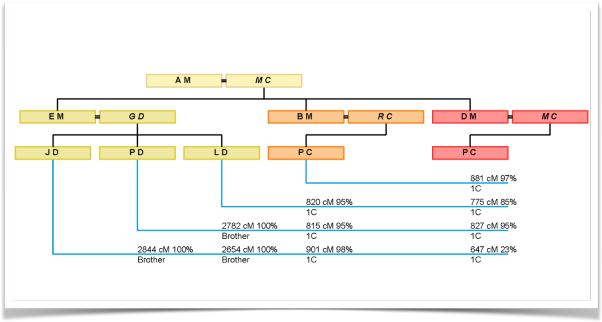

Family Book Creator
Fully automated book creation

"The ultimate extension for Family Tree Maker…"



#NGS2023GEN



Web Search
- Ancestry Hints
- FamilySearch Hints
- Merging of hints
- Web clipping



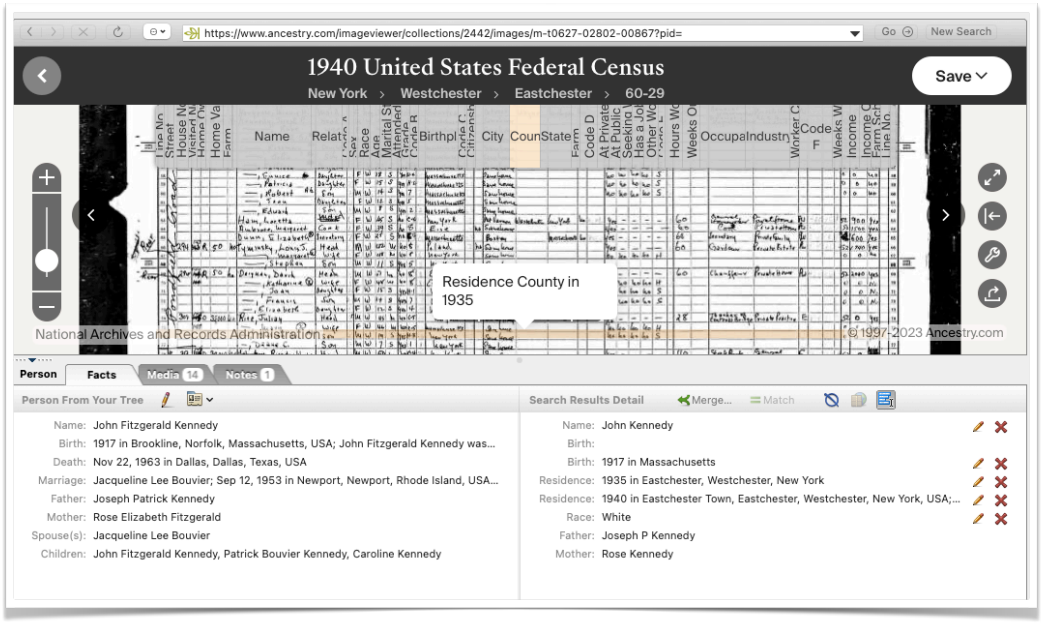

#NGS2023GEN

Mark's Tips



Just Click! Don't be afraid to discover.
Click right and left for more options throughout Family Tree Maker.

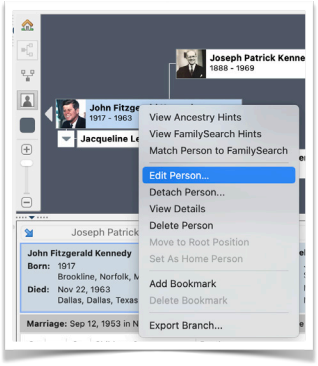

It's all connected!
Take the time to see what's really happening when you create a person, click on a hint, or merge a record into your tree. You will see links to the record, the media item and the people impacted throughout your tree.

May 2023

Additional Links and information

Family Tree Maker Demo Videos
https://www.familytreemaker.com/exhibition/demos/ftm_demos.html

NGS 2023 Event Discount Link
https://www.familytreemaker.com/ngs2023promo

What's New in the FTM 2019 Updates
24.1 https://support.mackiev.com/783490-Whats-New-in-the-FTM-2019-241-Update
24.2 https://support.mackiev.com/987348-Whats-New-in-the-FTM-2019-242-Update

Family Tree Maker Support, FAQs and Information
Please follow this link directly or go through the **Help** menu in FTM 2019
FTM.support

Live Chat Technical Support
Please follow this link directly or go through the **Help** menu in FTM 2019
FTM.support/chat

Facebook Family Tree Maker User Group
https://www.facebook.com/groups/FamilyTreeMakerUsers

Fixing Relationship Issues
https://support.mackiev.com/854327-Fixing-Relationship-Mistakes-in-FTM-2017-2019
https://support.mackiev.com/182927-Managing-Relationships-in-Family-Tree-Maker-2019

Best Practices for Syncing with Ancestry
https://support.mackiev.com/788389-Best-Practices-for-Syncing-in-FTM-2017-and-FTM-2019

Compacting File - Periodic Maintenance to keep your tree running smoothly
https://support.mackiev.com/211309-Compacting-a-File-in-FTM-2017-and-FTM-2019

What is not synced with Ancestry
https://support.mackiev.com/090571----FTM-2017--Whats-Not-Synced-with-FamilySync

Exporting a Branch in FTM 2019
https://support.mackiev.com/621578-How-to-partially-export-or-split-a-file-in-Family-Tree-Maker

Merging Trees in FTM 2019
https://support.mackiev.com/401567-Merging-two-files-in-Family-Tree-Maker

Society Outreach Program
https://www.familytreemaker.com/society/

Thank you for attending today's event. If you'd like for us to come present a FREE virtual event to your society please email societies@familytreemaker.com

May 2023

#NGS2023GEN

NARRATIVE GENEALOGIES, LINEAGES, PEDIGREES*

Board for Certification of Genealogists® Skillbuilding Lecture

NATIONAL GENEALOGICAL SOCIETY
FAMILY HISTORY CONFERENCE 31 May– 3 June 2023

LaBrenda Garrett-Nelson, JD, LLM, CG®, CGL(SM), FASG
https://www.labgarrettgenealogy.com

The *Application Guide* published by the Board for Certification of Genealogists® (BCG) requires the submission of a Kinship-Determination Project in the form of a narrative genealogy, narrative lineage, or narrative pedigree.[1] Formatting options for showing family relationships are detailed in the book titled *Genealogy Standards* and related rubrics, and examples are on the BCG website.[2] The use of these guidelines are not limited to the BCG evaluation process; they are community wide standards for use by all.

What is A Narrative?

A genealogical narrative is a written work product that documents linkages between successive generations—items such as charts or family group sheets are not narratives. In every case, the Genealogical Proof Standard (GPS) must be met.[3] Thus, the research underlying all parent-child relationships must be sufficiently broad in scope to support reliable kinship determinations.[4] Similarly, sources must be fully cited and biographical information used to place couples in their historical, community, religious, and economic context.[5] Introductory material may include an overview of that context, followed by a genealogical summary of each generation that includes one or more couples, each with a "child list" naming their children.

* All websites cited herein were viewed on 31 January 2023.
[1] *The BCG Application Guide 2021 (Washington, D.C. :* Board for Certification of Genealogists *2021)* (bcgcertification.org/wp-content/uploads/2021/05/BCG_Application_Guide_2021revised.pdf).
[2] Board for Certification of Genealogists, *Genealogy Standards*, 2nd ed. rev. (Nashville, Tenn.: Ancestry.com, 2021). Also, "Rubrics for Evaluating New Applications for BCG Certification, Revised 1 January 2021"; PDF, *Board for Certification of Genealogists* (bcgcertification.org/wp-content/uploads/2020/12/BCG-New-Application-Rubrics-2021.pdf). Also, "Genealogical Work Samples," *Board for Certification of Genealogists* (https://bcgcertification.org/learning/skills/genealogical-work-samples/).
[3] *Genealogy Standards*, 2.
[4] BCG Rubric, "KD1. Extent of Research."
[5] BCG Rubrics, "KD2. Adequacy of Source Citations" and "KD8. Biographical Information."

Formats

Numbering systems are used to aid readers in tracking parent-child links. BCG requires the use of a format that is generally accepted in the field.[6] The following two numbering systems are in common use:

- The Register System, developed by the New England Historical and Genealogical Register; and
- The NGSQ System used in the *National Genealogical Society Quarterly*.[7]

The main difference between the two is that the NGSQ System assigns a unique Arabic number to every individual, but the Register System only assigns an identifying number to people whose lives are developed more fully in the narrative.[8] Another widely used numbering system is the Sosa-Stradonitz ahnentafel-based system that assigns number one to the most recent individual, and under which a person's father is always twice the individual's number and the mother is always twice plus one.[9]

Content

Genealogy Standards provides three options for structuring a narrative. The following charts are not narratives, but are presented here to illustrate the content of the genealogical narratives:

1. ***A genealogy*** is a family history that covers the descendants of an individual or ancestral couple, highlighting more than one couple or family in at least one generation, and using either NGSQ-system or register-system formatting.[10]

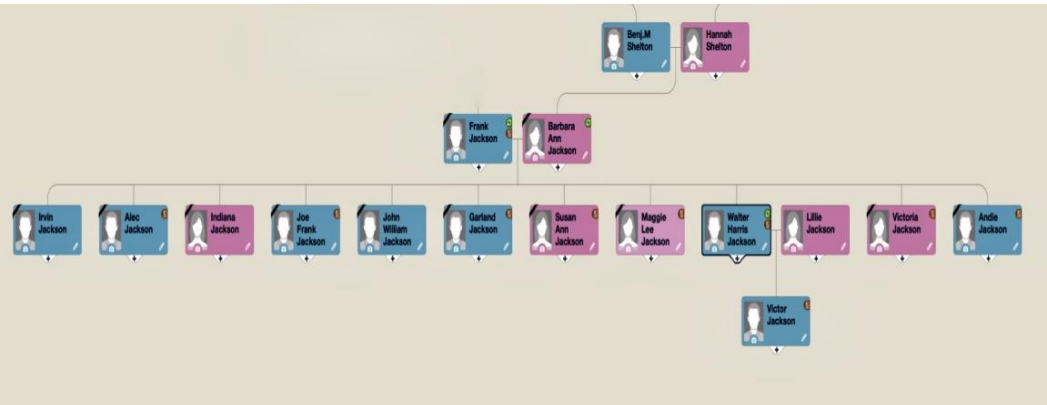

[6] *Genealogy Standards*, 39, Standard 72, "Genealogical Formats." Also, BCG Rubrics, "KD9. Format. "
[7] Joan Ferris Curran, Madilyn Coen Crane, and John H. Wray, *Numbering Your Genealogy: Basic Systems, Complex Families, and International Kin*, NGS special publication no. 97, edited by Elizabeth Shown Mills(Arlington, VA: National Genealogical Society, 2008) 5.
[8] *Numbering Your Genealogy*, 8.
[9] Ibid., 13–14.
[10] *Genealogy Standards*, 39, Standard 72, "Genealogical Formats."

2. ***A lineage*** shows descent or ascent from an individual or ancestral couple, highlighting only one couple in each generation.[11] Numbering is not required.

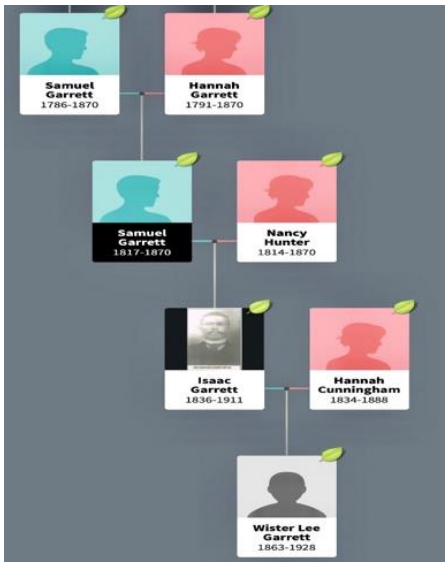

3. ***A pedigree*** shows ascent (going back in time) from one person, highlighting more than one couple or family in at least one generation, and using the Sosa-Stradonitz ahnentafel-based numbering system.[12]

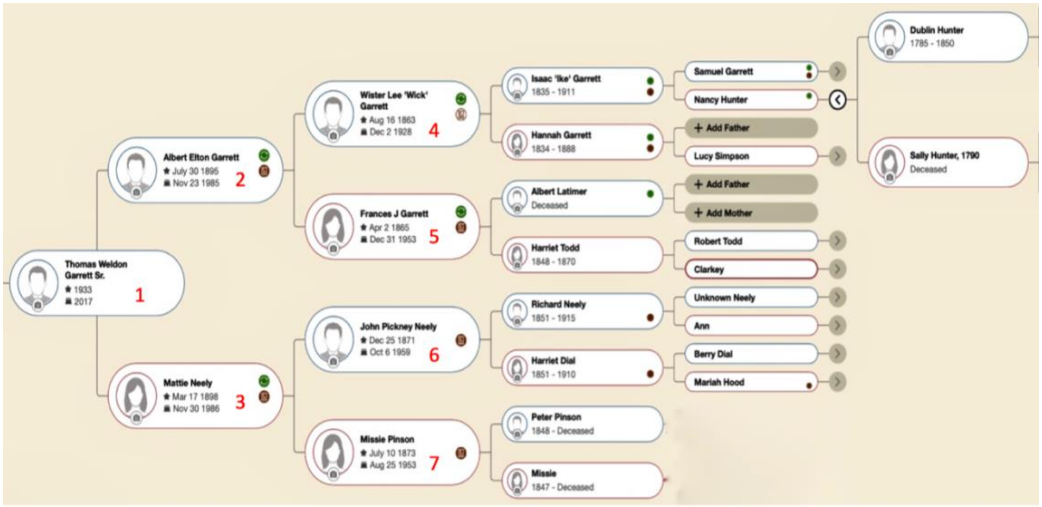

[11] Ibid.
[12] Ibid.

EXAMPLE OF A GENEAOLOGICAL SUMMARY USING THE NGSQ SYSTEM

Generation One

1. **Richard**[1] **Neely** was born about 1851 in Laurens; he died there on 19 March 1915.[13] He married **Harriett Dial (**died 1 August 1910 at age 60[14]), the daughter of Berry Dial (born about 1816) and Mariah (née Hood, born about 1823).[15] Given this couple's continuous presence in Laurens, it is fair to assume that all of their children were born there.

Identified children of Richard[1] Neely and Harriet Dial were:

+ 2 i. JOHN PINCKNEY[2] NEELY, born 25 December 1871, Laurens; died 6 October 1959.[16] He married Missie Pinson.[17]

+ 3 ii. MARY J. NEELY, born May 1875, Laurens;[18] died before 1910.[19] She married John R. Neely in 1899.[20]

+ 4 iii. WALTER NEELY, born 18 January 1877, Laurens;[21] died on 13 October 1940 Simpsonville, Greenville County, South Carolina. [22] In 1899 he married Etta Garlington.[23]

[13] South Carolina standard certificate of death, State file no. 4945, (1915) Richard Neely.
[14] Hopewell Baptist Church Cemetery (Laurens Co., SC), Harriet Neely marker.
[15] 1870 U.S. census, Laurens Co., SC, pop. sch., p. 24 (penned), dwell. 168, fam. 191, Berry Dile. Also, 1900 U.S. census, Laurens Co., SC, pop. sch., Waterloo, p. 320 (stamped) , ED 61, sheet 7, dwell. 112, fam. 115, Mariah Dile enumerated as a sister in the household of Thomas Hood.
[16] Hopewell Baptist Church Cemetery (Laurens, South Carolina), John P. Neely marker personally read 2012.
[17] Mattie Neely Garrett funeral program, Laurens County, South Carolina, citing service on 3 December 1986; in author's files. Missie's maiden name is noted in the funeral program of this daughter. Also, Hopewell Baptist Church Cemetery (Laurens County, South Carolina), Missie Pinson grave marker, personally read 21 August 2012. Missie's grave marker is connected to her husband's by a separate marker on which "Neely" is inscribed, and the words "his wife" are inscribed on her marker.
[18] 1900 U.S. census, Laurens Co., SC, pop. sch., Waterloo, no p. no., ED 61, sheet 3, dwell. 47, fam. 49, Mary Neely enumerated as the wife in the household headed by John Neely.
[19] 1910 U.S. census, Laurens Co., SC, pop. sch., Waterloo, p. 6651 (written), ED 63, sheet 16-B, dwell. 321, fam. 321, John R. Neely was enumerated as a widower.
[20] 1900 U.S. census, Laurens Co., SC, pop. sch., ED 61, sheet 3, dwell. 47, fam. 49, Mary Neely enumerated as the wife in a household headed by John Neely. As of 6 June 1900 the couple had been married for one year.
[21] 1900 U.S. census, Laurens County, South Carolina, ED 61, sheet 2, dwelling 28, family 29, Walter Neely. Also, "United States World War I Draft Registration Cards, 1917–1918," digital image viewed on *Familysearch* (http://www.familysearch.org), card for Walter Neely, serial number 605, Local Board for division 3 for the County of Greenville, State of South Carolina; citing National Archives and Records Administration. M1509. Etta Neely is identified as his nearest relative.
[22] South Carolina State Board of Health, death certificate no. 19259, (1940), Walter Neely; Bureau of Vital Statistics, Columbia; digital image viewed on *Familysearch* (http://www.familyearch.org). Etta was the informant for the information that his father's name was Richard Neely and the mother's maiden name was Harriet "Dowls" [sic].
[23] 1900 U.S. census, Laurens County, South Carolina, ED 61, sheet 2, dwell. 28, fam. 29, Etta enumerated as the wife in the household of Walter Neely.

Are Distant DNA Matches a Lost Cause?

Blaine T. Bettinger, Ph.D., J.D.
blainebettinger@gmail.com

Distant DNA matches, sharing small segments of DNA, are notoriously problematic. All available scientific research shows that a large percentage of small segments are false, and thus these distant matches are not actually DNA matches. But does that mean that we can't utilize small segments? Let's examine the phenomenon of distant matches and small segments, and how we might use them in our research.

What are "Small Segments"?

One of the biggest problems surrounding the discussion of small segments it that there is no strict definition of the term. A "small segment" to one person might be anything 5 cM or less, while a "small segment" to another person might be anything less than 10 cM. For purposes of this analysis, we will define a small segment as any single segment of DNA less than 8 cM (although segments as high as 10 cM or more can be problematic as well).

What Causes False Matching?

False matching is typically due to the existence of a "pseudosegment." A pseudosegment is a stretch of DNA that artificially weaves back and forth between the maternal copy of the chromosome and the paternal copy of the chromosome to create a stretch of DNA that doesn't actually exist in the individual. These pseudosegments are created as an artifact of microarray testing. Since the results aren't oriented by "maternal copy" and "paternal copy" of the DNA, the matching algorithm must be allowed to weave back and forth between the DNA results in order to check for matching. Most of the time, the weaving recreates either the "maternal copy" or the "paternal copy." However, the smaller the cM threshold, the more common it is to weave back and forth among copies (which doesn't really happen!).

What Evidence is Available?

Each of the genetic genealogy testing companies, with the exception of MyHeritage, have published data emphasizing the danger of small segments.

1. **23andMe**

In 2014, the geneticists at 23andMe published a peer-reviewed paper about false segments. See "Reducing Pervasive False-Positive Identical-by-Descent Segments

Detected by Large-Scale Pedigree Analysis" Molecular Biology and Evolution, Volume 31, Issue 8, August 2014, Pages 2212–2222.

To identify false segments, the researchers looked at matching between tested triads (mother, father, child) and other people in the database. If a segment matched a child and person X, AND that same segment matched the child's parent and person X, then the segment was identified as a valid segment. If a segment matched a child and person X, and did NOT match either of the child's parent, then the segment was identified as a false segment. They did this for a range of segments from about 2 cM up to 6 cM.

As shown in Supplemental FIG. S5, many small segments (the white region) were false. At 2 cM, approximately 70% of segments were false; at 6 cM, approximately 15% of segments were false.

2. **AncestryDNA**

As of 2023, AncestryDNA's matching threshold is 8 cM, meaning that two people must share at least one 8 cM segment to be identified as a match. Prior to the summer of 2021, AncestryDNA provided matches sharing as little as 6 cM. Although the primary reason for eliminating segments less than 8 cM was likely due to storage constraints, Ancestry also recognized that a significant percentage of segments less than 8 cM are false segments, and our ability to distinguish between false and valid segments is limited.

The AncestryDNA Matching White Paper (July 15, 2020) describes in detail the process for identifying matches within the AncestryDNA database. The paper also reports on an experiment similar to the experiment from 23andMe's 2014 paper. In FIG. 3.3, the researches look at concordance by identifying the frequency at which a child shares IBD (i.e., shared DNA) with one or both parents, from 6 cM to 20 cM. The black shading in each bar is the frequency of IBD that a child shares with a match but does NOT share with either parent (and is thus false matching). At 6 cM, it is 50%. At 7 cM it is approximately 30%. At 10 cM, it is roughly 15%.

3. **The Family Tree DNA**

Family Tree DNA was once a proponent of small segments, and even provided very small segment data (as low as 1 cM), but in the summer of 2021 they made drastic changes to their matching algorithm. Most relevant to the current topic, they stopped identifying shared segments of DNA less than 6 cM.

In the new white paper associated with the changes to the matching algorithm ("Family Finder Matching 5.0: Matching Algorithm and Relationship Estimation"), FTDNA created a simulated dataset of matching segments. They randomly selected 4,000

unrelated samples as founders from Western European and Ashkenazi Jewish populations to represent nonendogamous and endogamous populations, respectively. The simulated relationship ranged from parent/child and full siblings up to 6th cousins as shown in the following pedigree.

FTDNA used the simulated dataset to test valid (IBD) versus false segments. In the simulated dataset, we know which segment is inherited from which ancestor, so those segments can be used as ground truth data to compare with the detected segments for validation purposes. The result of this analysis is shown in Table 2 of the white paper.

At 6 cM, the percentage of false segments ("False positive rate") was about 20%, meaning one out of every five segment of 6 cM was a false segment. Below 6 cM the false positive rate skyrocketed, and above 6 cM the false positive rate dropped dramatically. Following this analysis, FTDNA chose "6 cM as a reasonable threshold to report IBD segments." Notably, however, FTDNA acknowledges that many segments of 6 and even 7 cM are false, and does not identify a method for their matching algorithm (or any other method) to distinguish between valid and invalid segments.

Small Segment Misconceptions

Over the years, many small segment misconceptions have gained ground. These misconceptions are usually grounded in confirmation bias, or an attempt to find ways to utilize small segments despite the difficulty in identifying valid versus false segments.

1. **Triangulation Can Distinguish Between Valid and False Segments**

There is no evidence that triangulation increases the likelihood that a triangulated segment is valid. While one "leg" of the triangulation group might be valid, or even two "legs" might be valid, there is no guarantee that the other leg or legs are valid.

2. **Sharing a Large Segment (or Many Small Segments) with a Match Validates a Shared Small Segment**

There is similarly no evidence that sharing a large segment in addition to a small segment, or sharing numerous segments, increases the likelihood that a small segment is valid.

3. **A SNP-Dense Small Segment is Likely to be Valid**

Unfortunately, there is no evidence that sharing a SNP-dense small segment (meaning there are many tested SNPs in the segment) increases the likelihood that a small segment is valid. Although conceptually this seems like a very logical hypothesis, there is currently no evidence to support the conclusion.

4. Finding a Genealogical Connection Validates a Shared Small Segment

There is no evidence that identifying a shared ancestor increases the likelihood that a small segment shared with that match is valid. One does not go hand-in-hand with the other. For example, I can share very recent common ancestry with Person Y and NOT share any DNA with them; even as recent as a shared great-great-grandparent. Sharing common ancestry and sharing DNA are not synonymous.

Even assuming, for the sake of argument, that sharing a common ancestor and sharing a small segment could mean that the small segment is – or is more likely to be – valid, there is the perhaps even more significant issue of age of the segment. A 7 cM segment, for example, can be 10 or 20 generations old. No one has a complete tree out to 20 generations (and, if they do, it is inaccurate due to unknown Misattributed Parentage Events (MPEs)), and thus the ability to determine what ancestors they do and do not share at that vast generational distance is impossible.

5. Phasing Eliminates Small Segments and False Matching

Phasing is the separation of a test-taker's DNA into the paternal copy of the chromosome, and the maternal copy of the chromosome. Phasing can be done in at least three different ways: (1) by direct comparison to one or both parents; (2) by aligning thousands of matches along your chromosomes (using AncestryDNA's SideView technology, for example); and (3) using population genetics and large datasets of DNA haplotypes. Several of the testing companies using method #3 (population genetics) to phase DNA before matching; despite this, we know there continue to be false segments/matches.

Theoretically, when DNA is phased, the pseudosegments that result in false matching can no longer be created (because the matching algorithm cannot artificially weave back and forth between the maternal and paternal DNA). However, while phasing is likely to eliminate many or most false small segments, it cannot eliminate all false matches.

Further, while I might be able to phase my DNA (at GEDmatch, for example), this does NOT phase the DNA of all of my matches. Accordingly, while I may have a valid small segment as a result of phasing (again, not something I can definitely prove), my match may only share this DNA because it is a pseudosegment for them.

Utilizing Small Segments

1. <u>Genealogical Connections</u>

It is very important to note that although a small segment cannot reliably be utilized as genetic evidence for a particular relationship, that does not negate the identified genealogical relationship! For example, in the AncestryDNA ThruLine presented below,

I share a single 8 cM segment with a 4C1R (fourth cousin once removed). If I were going to use this 8 cM segment as genetic evidence, I would need to definitely resolve two issues: (1) is the segment a real segment?; and (2) is the segment (which can be very old) from this line rather than another shared line?

HOWEVER! Identifying this genealogical relationship is still valuable! I can contact this person, I can work with her to collaborate on this line, and so on. Maybe they have records and photographs I don't have, for example. Do not throw out a genealogical relationship just because the connection is identified via a small segment.

2. **VERY Close Relative Comparisons**

The most common scenario I've found where it is relatively easy to identify a small segment as valid is by comparing a grandchild to a grandparent, either directly or indirectly (i.e., via visual phasing). The ends of the chromosomes are recombination hotspots, and it is VERY common for small segments to be formed at the end of the chromosomes.

These small segments will only form at the ends of the chromosomes. Because of the phenomenon of recombination interference, these small segments do not form in the interior of the chromosome. Thus, I would discount a small segment I might identify in the middle of a chromosome when comparing a tested grandparent to a tested grandchild, for example. Since I can follow these small segments via recombination, they are almost certainly valid segments.

3. **An Overlapping Large Segment**

This is perhaps the most common defense of small segments, and it is unfortunately a bit of a strawman argument. Essentially, someone will argue that they share (for example) an 8 cM segment with John Doe. But their sibling or uncle or etc. shares a 20 cM segment with John Doe in the same, overlapping region.

This is NOT a defense small segments. What it means, is that the test-taker is working with a large, 20 cM segment (although age of the 20 cM segment can still be an issue). Without the larger overlapping segment, the test-taker would be no closer to being able to utilize the lone small segment. With the large, 20 cM segment, there is absolutely no need to work with the small segment. This is also yet another great reason to test as many family members as possible!

4. **Population Genetics**

There is some suggestion that small segments can be used on a large scale to identify older biogeographical origins. For example, many people with African ancestry have

found African matches and this may point to biogeographical origins. There is a GREAT blog post from Tracing African Roots about the dangers and potential rewards of this approach: "How to find those elusive African DNA matches on Ancestry." Much more research and comparative analysis is needed in this area (especially to avoid the allure of confirmation bias), but there is a great deal of potential!

The Future?

In the future, we may be able to more reliably utilize small segments with whole-genome sequencing and very rare SNPs. This could attack both the validity and age questions when it comes to small segments. But it would require both whole-genome sequencing and many, many genomes (to identify rare SNPs), and thus is likely to be far in the future.

Resources:

Cruwys News – "Tracking DNA segments through time and space" (Apr. 26, 2015)

Cruwys News – "Comparing parent and child matches at AncestryDNA" (Aug. 6, 2017)

Cruwys News – "Comparing match tallies for family members with Family Tree DNA's Family Finder test" (July 29, 2017)

The DNA Geek – "The Small Segment Debate is Over" (Sept. 6, 2021)

DNA Sleuth – "When is a match a false positive?" (July 8, 2016)

Family Locket – "Is This a False Segment?" (May 7, 2022)

The Legal Genealogist – "Don't Poison That Tree" (Sept. 5, 2021)

The Genetic Genealogist – "An In-Depth Analysis of the Use of Small Segments as Genealogical Evidence" (Aug. 7, 2022)

Your Genetic Genealogist – "The Folly of Using Small Segments" (Dec. 3, 2014)

T123

Rick Sayre, CG, CGL, FUGA *and Pamela Boyer Sayre*, CG Retired (2021), FUGA
Research in Washington, DC

Research in Washington DC

Pamela Boyer Sayre, CG RETIRED (2021), FUGA, and Rick Sayre, CG®, CGL℠, FUGA
929 Scarlet Oak Street ◆ Middletown, DE 19709 ◆ Pam@sayreandsayre.com ◆ Rick@sayreandsayre.com

Discover resources for researching District of Columbia (DC) residents as well as national resources available in DC. This session by the co-authors of the new (2023) NGS Research in the States guide, *Research in Washington, DC*, presents an overview of some of the myriad research repositories and records in the Washington, DC, area—both those that relate to researching persons in the area and those found in national repositories such as NARA and the Library of Congress that relate to people around the world.

Selected Repositories

Limitations on time and syllabus pages for this presentation make it impossible to include all repositories in the DC area. More comprehensive information will be included in the upcoming NGS *Research in Washington, DC* guide.

Anacostia Community Museum (https://anacostia.si.edu/About)

Anacostia Community Museum's archives include historic photos, newspapers, manuscripts, and more. Their library is among those in the Smithsonian Libraries system, open by appointment to the public, and it includes such topics as urban and cultural studies and African American history and culture.

Bureau of Land Management (BLM) Eastern States Office

Although the Bureau has been very successful in digitizing the nation's land records in the 30 public land states, significant records are not yet online at the main website, General Land Office Records (https://glorecords.blm.gov/search). Specifically, patents relating to many private land claims and about half of the patents of the Virginia Military District are not online; researchers must access them on-site at the new location in Falls Church, Virginia (https://www.blm.gov/alert/blm-es-public-room).

Daughters of the American Revolution (DAR) Library (https://www.dar.org/library)

Links on the main page lead to the DAR Genealogical Research System (GRS), a robust online research resource to which new records are added daily. On-site research should focus on the library's non-circulating reference collections, as described on the DAR Special Collections page (https://www.dar.org/library/collections/dar-special-collections).

DC Archives (https://os.dc.gov/service/district-columbia-archives)

The DC Archives holds historical records of the DC government, including early birth, death, and marriage certificates, wills and probate files, apprenticeship, and guardianship files, as well as records typical of any city or county governmental body: articles of incorporation, deeds and land transactions, minutes of DC agencies, and more. See the website for finding aids and box lists.

DC Probate Division (https://www.dccourts.gov/superior-court/probate-division)

For information about requesting retrieval of closed cases or those older than ten years, see Requests to Review Files in Storage (https://www.dccourts.gov/services/probate-matters/request-record-searches). Earlier probate files may be located in NARA or the Federal Records Center at Suitland, Maryland.

© 2023 Pamela Boyer Sayre, CG RETIRED (2021), FUGA, and Rick Sayre, CG®, CGL℠, FUGA www.SayreandSayre.com

#NGS2023GEN

DC Public Library Special Collections (https://www.dclibrary.org/thepeoplesarchive)
DC Public Library's Special Collections holds Black Studies and Washingtoniana collections, genealogical materials, local history and culture resources, and more. This, in combination with the Peabody Room at Georgetown University, comprise The People's Archive. Genealogy resources include city directories and phone books, published indexes to vital records, obituaries, newspapers, church and cemetery record indexes, and various other sources such as DC free Negro registers, indentures of apprenticeship, and more.

DC Recorder of Deeds (https://otr.cfo.dc.gov/service/otr-recorder-deeds)
The DC Office of Tax and Revenue Recorder of Deeds holds records from August 1921 to present and provides online access to them through a third-party private enterprise (https://countyfusion4.kofiletech.us/countyweb/login.do?countyname=WashingtonDC). Create a free account to access DC land records. Land records from 1797-1930 are available at the DC Archives.

DC Vital Records (https://dchealth.dc.gov/vital-records)
Instructions for ordering DC birth or death certificates are provided on this webpage, and information is provided about who is eligible to request a birth or death certificate. Nineteenth- and early twentieth-century vital records may be available through the DC Archives. See that website for information.

DigDC (DC Public Library) (https://digdc.dclibrary.org)
This website features digitized materials held in the People's Archive, including DC building permits, city and regional maps and real estate plat books, historical images, oral history interviews, and myriad other sources including items from the Black Studies collection at DC Public Library.

Gallaudet University Library
Archives and Deaf Collections (https://www.gallaudet.edu/archives-and-deaf-collections/) houses archival collections of the university itself and of the global Deaf Community, including numerous historical publications, manuscripts, photographs, etc.

George Washington University Gelman Library's Special Collections Research Center (SCRC)
The SCRC (https://library.gwu.edu/scrc) comprises several collections, including Washingtoniana, Rare Books and Maps, American Labor History, Judaica and Hebraica, and others. Sources in these collections range far beyond Washington, DC.

Historical Society of the District of Columbia Circuit (https://dcchs.org)
The purpose of this society is to preserve the history of two federal courts in DC—the U.S. Court of Appeals for the DC Circuit and the U.S. District Court for DC. The history of DC Circuit Courts is documented on this website, and the courts' records are available at NARA and the Library of Congress.

Historical Society of Washington, DC (https://dchistory.org/)
The DC History Center, founded in 1894, holds collections that focus on the history of the District of Columbia. The main webpage offers links to information available at the Society's Kiplinger Research Library, research guides, the online catalog, and digital resources.

Library of Congress (LC) (https://www.loc.gov)
The Local History and Genealogy webpage (https://www.loc.gov/rr/genealogy) is the gateway to online and digital collections of this research area. Do not make the mistake of thinking everything of interest to a genealogical researcher can be found in this one area of LC, but it is a good starting place for general family history research.

Mary McLeod Bethune Council House National Historic Site (https://www.nps.gov/mamc)
Mary McLeod Bethune's life and legacy, as well as activities and individuals involved with the National Council of Negro Women and other African American women's organizations are the focus of the National Archives for Black Women's History. Research appointments can be made for access of records at the Museum Resource Center in Landover, MD.

© 2023 Pamela Boyer Sayre, CG RETIRED (2021), FUGA, and Rick Sayre, CG®, CGL℠, FUGA www.SayreandSayre.com

Moorland Spingam Research Center (MSRC) at Howard University (https://dh.howard.edu/msrc)
MSRC is "one of the world's premiere centers for the study of the Black experience." Digital collections, finding aids, and publications can be found via links on the main page. Collections include manuscripts and archival and photographic materials, including those of Booker T. Washington, Mary E. Branch, first woman president of Tillotson College in Austin, Texas, and myriad others.

National Archives and Records Administration (NARA) I & II (https://www.archives.gov)
(Downtown Washington, DC, and College Park, Maryland)
Many records for DC are located within NARA. Some of these records are found within Record Group 351, Records of the Government of the District of Columbia. Categories include the Metropolitan Police, Land, and Charitable and Reformatory Institutions and others. These records are described by PI 186. Records related to the institutions in the district and residents of the district exist in many record groups besides RG 351. Examples include the Census Bureau, The Adjutant General, Department of Veterans Affairs, District Courts, Records of the House of Representatives, and many others (RG 15, 21, 29, 36, 46, 48, 94, 101, 105, 217, 233, 418).

Record Group 48, Records of the Office of the Secretary of the Interior, is of note as the Department had oversight of many of the institutions of DC, such as Columbia Hospital for Women. Some, such as St. Elizabeths Hospital, have a dedicated record group, in this case RG418.

Researchers should explore the many NARA Reference Reports that describe the records of DC in NARA (https://www.archives.gov/research/district-of-columbia). A search of the NARA catalog will allow you to locate the records, few of which are digitized.

National Library of Medicine (https://www.nlm.nih.gov)
The library holds information about physicians, in addition to extensive medical references. Many finding aids to collections are provided. Some collections are digitized, including the Association of Military Surgeons of the United States Biographical Sketch Collection, c.1901–1941, which includes many individual photographs.

National Museum of Health & Medicine (https://www.medicalmuseum.mil)
This museum in Silver Spring, Maryland, formerly the Army Medical Museum, holds the original materials used to publish the *Medical and Surgical History of the War of the Rebellion*. Among the materials are anatomical specimens and accompanying archival materials that were used to illustrate wounds in the published history.

National Postal Museum Library (https://library.si.edu/libraries/postal-museum)
The Postal Museum Library is one of the 21 specialized libraries in the Smithsonian Libraries and Archives system. Collections focus on the history of the postal service and private collections of several postmasters. Records of postal service employees are located at the National Archives.

Society of the Cincinnati (https://www.americanrevolutioninstitute.org/library-overview/)
The Society is the oldest patriotic society in the country, founded in 1783. The Library of the American Revolution Institute holds more than 50,000 thousand rare books, manuscripts, prints, broadsides and maps. Some items have been digitized, and there is an online catalog to holdings.

Washington, DC, Family History Center (http://wdcfhc.org/wordpress)
Located in Kensington, MD, this branch of the FamilySearch Family History Centers features resources of interest to anyone researching ancestry in DC or surrounding areas. For more information, see the DC Family History Center's wiki (https://www.familysearch.org/wiki/en/Washington_DC_Family_History_Center).

© 2023 Pamela Boyer Sayre, CG RETIRED (2021), FUGA, and Rick Sayre, CG®, CGL℠, FUGA www.SayreandSayre.com

Selected Website Resources *(All URLs were current as of 28 Feb 2023.)*

1. The American Revolution Institute of the Society of the Cincinnati (https://cdm16923.contentdm.oclc.org/digital/). The digital collections on this site include maps, manuscripts, rare books, etc.
2. District of Columbia Online Genealogy Records, *FamilySearch Wiki* (https://www.familysearch.org/en/wiki/District_of_Columbia_Online_Genealogy_Records). This list of online records for DC includes vital records at Ancestry, indexes and images on FamilySearch, and various records on other websites.
3. Family Tree Webinars (https://familytreewebinars.com/). In advance of the 2019 FGS conference, more than ten webinars were recorded to help anyone research at the DAR Library, Library of Congress, NARA, and other Washington-area repositories. Presentors were Ahmed Johnson, Pam Loos-Noji, Pam Sayre, Rick Sayre, and James Sweany. Each webinar covers a topic much more thoroughly than is possible in the current one-hour lecture.
4. Federation of Genealogical Societies (FGS) 2019 Washington, DC, conference recordings, Fleetwood Onsite conference recording (https://www.fleetwoodonsite.com/index.php?cPath=299_602). Numerous sessions relevant to local DC or national-level research, including Judy Russell's "Courting the Nation's Capital: The Courts of Washington, DC," Ahmed Johnson's "African American Genealogy at the Library of Congress," and John Philip Colletta's "Philip Reid, Enslaved and Free: Tracing Families of Color in the District of Columbia."
5. HathiTrust (https://www.hathitrust.org). Many NARA publications, including no. 2 in the bibliography below and *The Union : A Guide to Federal Archives Relating to the Civil War* and *The Confederacy : A Guide...*, among others, are available at HathiTrust.
6. National Archives Finding Aids, The Genealogy Center, Allen County Public Library (https://www.genealogycenter.info/nara). Digitized PDF versions of NARA Descriptive Pamphlets, Microfilm Publication Guides, Preliminary Inventories, Research Guides, and Special Lists.
7. National Archives Microfilm Publications and Original Records Digitized by Our Digitization Partners (https://www.archives.gov/digitization/digitized-by-partners). Comprehensive list of digitized NARA records available on Ancestry, Fold3, FamilySearch, or other partners.

Selected Bibliography

1. Benton, Mildred, ed. *Library and Reference Facilities in the Area of the District of Columbia*. 12th ed. Washington, DC: American Society for Information Science, 1986.
2. Eales, Anne Bruner & Robert M. Kvasnicka. *Guide to Genealogical Research in the National Archives of the United States*. Washington, DC: National Archives of the United States, 2000.
3. Fitzpatrick, Sandra and Maria R. Goodwin. *The Guide to Black Washington: Places and Events of Historical and Cultural Significance in the Nation's Capital*. New York: Hippocrene Books, 2001.
4. Grundset, Eric, and Steven B. Rhodes. *American Genealogical Research at the DAR, Washington, DC.* 2nd edition. Washington, DC: National Society Daughters of the American Revolution, 2004. Currently out of print, this guidebook offers tips on researching in the DAR Library.
5. Matchette, Robert B. *Guide to Federal Records in the National Archives of the United States*. 2nd edition. Washington, DC: National Archives and Records Administration, 1998. A more up-to-date and searchable version of this 3-volume print set is found online at the NARA website https://www.archives.gov/research/guide-fed-records.
6. Neagles, James C., and Mark C. Neagles. *The Library of Congress: A Guide to Genealogical and Historical Research*. Salt Lake City, Utah: Ancestry Publications, 1990.
7. Provine, Dorothy S. *Preliminary Inventory 186, Preliminary Inventory of the Records of the Government of the District of Colombia*. Record Group 351. Washington, DC: NARA, 1976.
8. ———. *Preliminary Inventory 193, Preliminary Inventory of the Records of the St. Elizabeths Hospital*. Record Group 418. Washington, DC: NARA, 1981.
9. Schaefer, Christina K. *The Center: A Guide to Genealogical Research in the National Capital Area*. Baltimore, MD: Genealogical Pub. Co., 1997.
10. Washington Post Company and Allan B. Slauson. *A History of the City of Washington, Its Men and Institutions.* Washington, DC: The Washington Post Co., 1903. Available online at Hathitrust.
11. Williams, Kim Prothro. *Ward 1 Heritage Guide.* Washington, DC: DC Historic Preservation Office, 2015. (https://planning.dc.gov/publication/ward-1-heritage-guide). Contains useful information about DC's history and development.

© 2023 Pamela Boyer Sayre, CG RETIRED (2021), FUGA, and Rick Sayre, CG®, CGL℠, FUGA www.SayreandSayre.com

Who's That? Eight Fundamental Techniques to Effectively Identify People in Old Photographs

Becky Adamson, AG®

Have you ever wondered how to possibly put a name to a face for your unlabeled, vintage family photographs? By combining old-fashioned genealogical research with sound photograph analysis principles and the latest technological advancements, you may be able to do what you once thought impossible – find a place for your photos in your family tree.

Methodology

1. Determine the origin of the photograph if possible

Whether you have a single unidentified photograph or a collection of photographs, the first step is to understand where they came from. Who gave them to you? Where did that person get them? Tracing the photographs to their original owner or collector will significantly narrow down the field of possible matches when seeking to identify people.

2. Family Tree Research

Thoroughly research the family tree of the original owner of the photos. Who were the people important to them that they would collect photos of? Understanding the circumstances of individuals and families in the tree should match the evidence found in the photographs. Look at family units, the age gap between parents, the spacing between the ages of the children, the family's economic status, occupations, and education. Pay attention to migration patterns. Did family groups divide through migration? Did family members serve in a military conflict? Pay attention to family events that may have prompted a photographic memory to be taken.

3. Contact Living Relatives

Living relatives can often identify people in photographs or even provide other photographs of the same individual. Those who don't have helpful information are sometimes willing to connect you to other relatives who may be able to provide assistance.

Public family trees can be utilized to find descendants of your family of interest or connect you with people researching the same family. Use online messaging features such as those found at FamilySearch.org and Ancestry.com to contact people who are researching your same family lines.

4. Post Your Photos Online

Digitize your photographs and get them online where people can see them and where they can be matched to similar photographs. A wide variety of online platforms are available. GenWeb sites often host pages for photographs from geographical locations. Social media platforms are a great place to get people looking at your photos. Look for surname groups, historical societies, neighborhood or other geographical groups on social media relevant to your family.

MyHeritage has a simple-to-use photo enhancer which is a great way to increase resolution and bring color to old photographs. While the photo enhancement tool can be very effective in bringing out details or correcting blemishes in old photographs, it can also create a blurring effect that can mask other helpful details. Make sure to keep a copy of your original file. If posting enhanced photos online, a copy of the original should also be posted.

MyHeritage also has a tool called Photo Tagger that will compare the facial features of people in your photos against other photos in your collection. It will come up with computer generated matches to show likeness between photographs.

- MyHeritage website - myheritage.com

Related Faces is a fantastic website that uses artificial intelligence to compare the faces in your photographs not only against the photos in your collection but also with the photos contributed to their entire database - which includes the U.S. Library of Congress photograph collection. You can identify correct matches from suggested pairings. Potential matches and accuracy will grow significantly as more and more users contribute to this community. If you don't want to purchase a subscription, you may consider uploading your photos during their 14-day trial period just to get your photos included in their database for pairing.

- Related Faces website - relatedfaces.com

Other websites to post your photographs include:

- Dead Fred deadfred.com

- Ancestors Lost and Found usgennet.org/usa/topic/ancestors
- Ancient Faces ancientfaces.com/photos
- Flickr flickr.com/commons
- Findagrave findagrave.com (Post known ancestors here, which may lead to connections to your unknown ancestors.)

5. Understand the History and Format Behind the Most Common Photographic Processes

- **Daguerreotype** (1839 – late 1850s): Invented in France by Louis-Jacques-Mandé Daguerre in 1839. Positive image on copper plate coated in silver.

  Daguerreotype Plate Sizes (approximate):

Whole plate	6-1/2" x 8-1/2"
Half plate	4-1/4" x 5-1/2"
Quarter plate	3-1/4" x 4-1/4"
Sixth plate	2-3/4" x 3-1/4"
Ninth plate	2" x 2-1/2"
Sixteenth plate	1-3/8" x 1-5/8"

  Online daguerreotype examples:
  - Library of Congress, Daguerreotypes, loc.gov/pictures/collection/dag
  - Craig's Daguerreian Registry, craigcamera.com/dag

- **Ambrotype or Collodion Positive (**1854 - early 1860s): Patented by James Ambrose Cutting in 1854. Glass negative on dark background. Artistic tinting often applied to cheeks, lips, jewelry, etc. Generally sold in cases.

  Ambrotype Plate Sizes: same as daguerreotype
  Most common: Sixth Plate - 2¾ " x 3¼"

  Online ambrotype examples:
  - American Antiquarian Society Ambrotype Collection americanantiquarian.org/ambrotypes-inventory

- **Tintype** (most popular 1856 – 1880s but continued into the 20th century): Thin iron plate coated with dark enamel used to produce positive image. Will respond to magnet.

Tintype Plate Sizes: same as daguerreotype
Most common: Sixth Plate - 2¾ " x 3¼"

Online tintype examples:
- American Antiquarian Society Tintype Collection americanantiquarian.org/tintypes-inventory

- **Carte de Visite, or CdV** (1859 – 1890s): Patented by Andre Adolphe Eugene Disdéri in 1854. Negative image printed on thin paper, then mounted onto thicker paper card. Commonly traded as calling cards through the 1860s.

Carte de Visite Size:
Paper print 3½" x 2" pasted on 4" x 2½" card

Online CdV examples:
- University of Alabama, A. S. Williams III Collection cdm17336.contentdm.oclc.org/digital/collection/w0001_2014001
- Flickr Carte de Visite Group, flickr.com/groups/905260@N23/pool
- Put A Date On That Old Photograph, Roger Vaughan Collection, https://freepages.rootsweb.com/~victorianphotographs/family/index.htm

- **Cabinet Card** (1866 – 1900s): Similar to CvD's but larger in order to be displayed on a cabinet.

Cabinet Card Size:
4 ¼" x 6 ½" common size card

Card stock:
- 1866–1880: lightweight card with square corners, white, cream, light colors, single or double line border
- 1880–1890: heavyweight card with square corners, different colors on front and back
- 1884-1885: wide gold border
- 1885-1892: beveled edges, sometimes gold
- 1890s: scalloped edges, embossed border or lettering

Photographer's name stamp:
- 1866–1879: small, neat print below image or on back
- 1880s: large, cursive text often taking entire backside of card
- Late 1880s–90s: gold text on black card stock
- 1890s on: embossed studio name or other embossed designs

Online CdV examples:
- Flickr: Cabinet Portraits, CDV, photos on cardboard flickr.com/groups/76017683@N00

- **Postcard** (1902-1950s): In December 1901 government postal regulations began allowing privately printed "Post Cards" to be sent via mail. No personal message or writing was allowed on the address side of the card. In 1907, the back of post cards were divided to allow an address to be written on the right side and a message on the left side.

  Post Card Size:
  The standard size was 5½" x 3½" but was not required.

  Postmark:
  Be aware that although a postcard may have a postmark, this date may not represent the date the photo was taken.

  Online postcard examples:
  - Playle, How to Identify and Date Real Photo Vintage Postcards playle.com/realphoto
  - Fort Lewis College, Tips for determining when a U.S. postcard was published fortlewis.edu/finding_aids/images/M194/PostcardDating.htm

6. Follow Clues Found on the Card or Within the Photograph

- Look for handwritten notes on both sides of the photograph that may identify the subject(s). Be cautious, as some names may indicate the owner of the photograph rather than the subject.
- A given location on a photograph can show where a person lived and provide an area to begin research. It can provide a place to look for a photographer.

- Determine approximate age of person. (Look at other period photographs that are labeled.)
- Identify people who had their picture taken at the same studio by paying attention to backgrounds. Painted backgrounds and props followed stylish preferences and can help date a photograph. The books and websites listed under General Resources at the end of this handout can help you learn more.
- Fashions, hairstyles, accessories, and other personal props and ornaments provide useful clues to determine the time period, or even the region, in which a photo was taken. Remember that everyone does not dress fashionably, and clothing that was once stylish may have been passed down to multiple people over time. If the date estimation of clothing styles conflicts with the approximate date of hairstyles, give priority to hairstyles and facial hair. The cost to change them is low, and they are often better indicators.
- Pay attention to markings or medals on uniforms. A little research of stripes on an arm or style of hat can reveal a time frame, a military unit, and even a family story.
- Photograph collections may contain multiple photos of the same person over time. When determining if two photos are images of the same person, give priority to structure, shape, and spacing rather than size or weight.
- Carefully examine all subjects in photographs for distinctive physical characteristics. This includes habitual characteristics such as a person who always had their hands in their pockets or held their head at a distinctive angle.
- Facial recognition software apps allow you to upload your photos to search for online matches. They can also measure points on a face and calculate the likelihood that the subjects of two separate photographs might be the same person. These applications can be helpful and technological advancements are rapidly improving, be cautious about relying on their accuracy.

Websites:

- You Tube: More Photo Identification Tips: Hairstyles of the 19th Century ancestralfindings.com/more-photo-identification-tips-hairstyles-of-the-19th-century
- You Tube: How to Use Women's Clothing to Identify 19th Century Photographs ancestralfindings.com/how-to-use-womens-clothing-to-identify-19th-century-photographs
- Historical Emporium historicalemporium.com/gallery.php
- Fashion-Era fashion-era.com

- Fashion History Timeline (explains many key and archaic terms) fashionhistory.fitnyc.edu
- Boys/Girls Historical Clothing histclo.com/index2.html, histclo.com/girl/girl.html

Books:

- Maureen A. Taylor, "Fashionable Folks: Bonnets and Hats 1840-1900," 2011, Picture Perfect Press, PhotoDetective.com
- Pricilla Harris Dalrymple, "American Victorian Costume in Early Photographs," Dover Publications Inc., New York, 1991.
- Maureen A. Taylor, "The Last Muster: Images of the Revolutionary War Generation," published 2010 by Maureen Taylor.
- Marian I. Doyle, "An Illustrated History of Hairstyles 1830-1930," Schiffer Publishing, Ltd., Atglen, PA, 2002.
- Joan Severa, "Dressed for the Photographer: Ordinary Americans & Fashion, 1840-1900," The Kent State University Press : Kent, Ohio, 1995.

7. Search for Matching or Similar Images Online

Google has an image search tool where you can simply drop an image file into the search box and see if a matching or similar image is found. Similar images, if labeled, can provide dating clues.

- Google Images search page - images.google.com

The Library of Congress has a large collection of dated historical photographs that will help you become familiar photographs taken within a specific time period. Find examples to compare style, accessories, and hair against your research photograph.
Library of Congress photograph collection - loc.gov/pictures

- Library of Congress, Liljenquist Family Collection of Civil War Photographs loc.gov/collections/liljenquist-civil-war-photographs/about-this-collection

8. Research the Photographer

A photographer's name or studio may be printed on either side of the photograph which can pinpoint the location that the photograph was taken. Daguerreotypes often have the name of a photographer scratched into the image. Search directories, newspapers and other local sources to determine when the photographer actively operated his business.

Websites:

- You Tube: Researching Old Photo Studios to Identify 19th Century Photographs ancestralfindings.com/researching-old-photo-studios-to-identify-19th-century-photographs
- Craig's Daguerreian Registry (American photographers) craigcamera.com/dag

General Resources

These comprehensive resources are wonderful guides covering every step of your photographic research journey:

- Gary Clark's PhotoTree.com phototree.com
- University of Vermont: Dating Historic Images, glcp.uvm.edu/landscape_new/dating
- You Tube: Identifying Old Photographs: How to Do It and How It Can Help Your Research ancestralfindings.com/identifying-old-photographs-how-to-do-it-and-how-it-can-help-your-research
- Maureen A. Taylor, "Uncovering Your Ancestry through Photographs, 2nd Edition," Family Tree Books: Cincinnati, Ohio. www.familytreemagazine.com
- Gary W. Clark, "19th Century Card Photos Kwik Guide: A Step-by-Step Guide to Identifying and Dating Cartes de Visite and Cabinet Cards," Published by PhotoTree.com, www.PhotoTree.com
- Gary W. Clark, "20th Century Card Photos Kwik Guide: A Step-by-Step Guide to Identifying and Dating Vintage Photos from 1900 to 1950," Published by PhotoTree.com, www.PhotoTree.com
- Victorian and Edwardian Photographs - Roger Vaughan Photograph Collection freepages.rootsweb.com/~victorianphotographs/history/index.htm

Passport Applications
1795-1925
(March 2023)

Claire Kluskens
Genealogy/Census Related Records Subject Matter Expert
National Archives and Records Administration
Washington, DC

Since 1934, the National Archives and Records Administration (NARA) has held in trust for the American people the permanently valuable records of the United States federal government.

National Archives and Records Administration Main Website – archives.gov

- Passport applications and related records are part of Record Group 59, General Records of the Department of State, catalog.archives.gov/id/388 (RG 59).
- Passport Applications information page – archives.gov/research/passport
- Records that are digitized must be viewed digitally. For access to RG 59 records that are not digitized, contact archives2reference@nara.gov.
- Information about obtaining a research appointment, the researcher registration process, research room rules, and more is at archives.gov/college-park.

TYPES OF PASSPORTS

1. **Regular**.
2. **Emergency (passports issued abroad)**. Issued abroad from 1874 to 1926 to native and naturalized U.S. citizens by diplomatic and consular officials for emergency purposes only and were valid for only six months. Discontinued by the act of Congress of July 3, 1926 (44 *Statutes at Large* 887).
3. **Special (diplomatic personnel and government officials traveling abroad)**.

INDEXES AND REGISTERS

- **NARA Microfilm Publication M1371, Registers and Indexes for Passport Applications, 1810–1906 (13 rolls)**. Includes these series:
  - Registers and Indexes for Passport Applications, 1810–1906 (NAID 579314), catalog.archives.gov/id/579314.
  - Emergency Passport Applications, 1874–1906 (Rolls 10-11) (NAID 1187502), catalog.archives.gov/id/1187502.
  - Index to Special Passport Applications, 1829–1894 (Roll 12) (NAID 1145611), catalog.archives.gov/id/1145611.
  - Registers of Special Passports, 1836–1869 (Roll 13) (NAID 1145657), catalog.archives.gov/id/1145657. Includes (1) Register of special passports issued at New York, 1862–1869; (2) Register of special passports granted by Secretaries of State, 1836–1864; (3) Register of special courier passports, 1865–1869; (4) Passport account of J. B. Nones, 1867; and (5) Passport account of George F. Baker, 1864–1869.

  - Available on FamilySearch - familysearch.org/search/catalog/500311.
  - Available on Ancestry – "U.S., Passport Applications, 1795–1925" database.
- **NARA Microfilm Publication M1848, Index to Passport Applications, 1850–1852, 1860–1880, 1881, 1906–1923 (59 rolls).** Includes these series:
  - Index to Passport Applications, 1850–1852 (Rolls 1-28), created by NARA staff decades ago, duplicates information on M1371, Rolls 2-4.
  - Index to Passport Applications, 1860–1881 (Rolls 28-29), created by NARA staff decades ago, is incomplete for those years and only partially duplicates the information on M1371, Rolls 3-4.
  - Index to Passport Applications, 1906–1923 (NAID 2555168), archives.gov/id/2555168, created by State Department staff.
  - Available on FamilySearch - familysearch.org/search/catalog/500311.
  - Available on Ancestry – "U.S., Passport Applications, 1795–1925" database.
- **Passport Master Index, January 1, 1906–December 31, 1959 (NAID 45512452)**, catalog.archives.gov/id/45512452 (not digitized). Index cards relating to passport issuances, registrations, consular reports of births, certificates of witness to marriage, and related passport correspondence. The contents of the cards vary, but generally contain the name of the individual, birth dates, travel dates, and the person's current residence or birthplace. Some cards also contain descriptive information about the individual such as the person's height, hair color, and eye color. This series serves as an index to Passport Applications, 1906–1925 (NAID 583830); Passport Correspondence, 1910–1925 (NAID 1251973); Decimal Files, 1910–1949 (NAID 2555709); and Passport and Citizenship Correspondence Files, 1906–1925 (NAID 91520493).
- **Register of Passports Issued by U.S. Ministers in London, August 14, 1796–June 12, 1812** (NAID 1187507), catalog.archives.gov/id/1187507 (not digitized). Chronological register of passports granted by the U.S. Minister in London showing the date and duration of the passport, name of the applicant, and kind of citizenship evidence submitted.
- **Card Index to Emergency Passports, 1895–1902** (NAID 1187504), catalog.archives.gov/id/1187504 (not digitized). Index to passport applications received at the U.S. Embassy in Berlin with the applicant's name and date of application.
- **Index to Passports Issued Abroad, 1906–1918** (NAID 2555182), catalog.archives.gov/id/2555182 (not digitized). Arranged alphabetically by surname of applicant, indicating name, passport number, date, and location where issued.
- **Index to Passport Extensions, 1917–1920** (NAID 2555177), catalog.archives.gov/id/2555177 (not digitized). Arranged alphabetically by surname of applicant, indicating name, passport number, date of issuance, reason for extension, consulate location, and initials of the official in charge.
- **Registers of Suspended Passport Applications, 1866–1875** (NAID 1187480), catalog.archives.gov/id/1187480 (not digitized). Arranged alphabetically by name and then chronologically by date of suspension. The registers show the date and passport number, name of applicant, reason for the suspension, amount enclosed, and disposition of the case.
- **Register of Special Passports Issued, September 21, 1894–May 1, 1897** (NAID 1145933), catalog.archives.gov/id/1145933 (not digitized). Shows the name and official title of each person to whom a passport was issued and the number and date of the application.

REGULAR PASSPORT APPLICATIONS

- **NARA Microfilm Publication M1372, *Passport Applications, 1795–1905* (694 rolls)**, covers the periods 31 Oct. 1795–30 Nov. 1812; 22 Feb. 1830–15 Nov. 1831; and 13 May 1833–31 Dec. 1905. Letters and form applications for passports, including supporting letters and affidavits concerning the applicant's citizenship, residence, and character. The typical letter or application also has information regarding the applicant's immediate family, date and place of birth, and date and place of naturalization if foreign-born, occupation or business, and physical characteristics.
  - Digitized in NARA's Catalog at catalog.archives.gov/id/566612.
  - Available on FamilySearch – familysearch.org/search/catalog/500311.
  - Available on Ancestry – "U.S., Passport Applications, 1795–1925" database.
- **NARA Microfilm Publication M1490, *Passport Applications, January 2, 1906–March 31, 1925* (2,740 rolls)** (NAID 583830), catalog.archives.gov/id/583830. Form applications, supporting materials, and photographs (beginning Dec. 21, 1914).
  - Available on FamilySearch at familysearch.org/search/catalog/500311.
  - Available on Ancestry – "U.S., Passport Applications, 1795–1925" database.
- **Passport Applications for Declarants, 1907–1911 and 1914–1920** (NAID 1244178). Arranged chronologically by year and then numerically by application number. These are applications submitted by aliens who had filed their "Declaration of Intention" to become naturalized citizens of the U.S.
  - Digitized in NARA's Catalog at catalog.archives.gov/id/1244178.
  - Available on Ancestry – "U.S., Passport Applications, 1795–1925" database.
- **Passport Applications, 1914–1925 (NAID 1146000)**. Arranged by city then chronologically and numerically. Correspondence and applications submitted at passport offices in Chicago, New York City, New Orleans, San Francisco, and Seattle.
  - Digitized in NARA's Catalog at catalog.archives.gov/id/1146000
  - Available on Ancestry – "U.S., Passport Applications, 1795–1925" database.
- **Passport Applications Filed at U.S. Territories and Possessions, 1907–1925** (NAID 1244181). Arranged by territory, then chronologically by year, then numerically by application number. Applications filed at passport offices in Honolulu, the Philippine Islands, and Puerto Rico.
  - Digitized in NARA's Catalog at catalog.archives.gov/id/1244181.
  - Available on Ancestry – "U.S., Passport Applications, 1795–1925" database.
- **Passport Applications for Travel to China, 1915–1925** (NAID 1244180), catalog.archives.gov/id/1244180 (digitized). Arranged by year and then numerically by application number. Applications made in the United States for persons intending to travel to China. The forms are the same as those used in the regular passport applications but the word "Chinese" is written in the upper right corner.
  - Digitized in NARA's Catalog at catalog.archives.gov/id/1244180.
  - Available on Ancestry – "U.S., Passport Applications, 1795–1925" database.
- **Applications for Certificates of Identity for U.S. Citizens Living in Germany, 1920–1921** (NAID 1244185), catalog.archives.gov/id/1244185. Applications for certificates identifying U.S. citizens who were residents of Germany, especially persons of long-term residence abroad who resided in Germany during World War I. "Certificate of Identity" is usually written at the

top of the form. An "Affidavit to Explain Protracted Foreign Residence and to Overcome Presumption of Expatriation" is often included with the application.
  - Available on Ancestry – "U.S., Passport Applications, 1795–1925" database.
- **Passport Applications of Wives of Members of the A.E.F. (American Expeditionary Forces) in Europe, 1919–1920** (NAID 1244184). Applications for certificates allowing foreign women who married U.S. servicemen to depart for the United States after World War I. Includes the names of the applicant and any minor children, dates and places of birth of the applicant and her husband, emigration information on the husband if applicable, date and place of marriage, military service data on the husband, names and places of birth of the parents of the applicant, applicant's places of residence outside the U.S. and intended place of residence in the U.S., and a physical description of the applicant.
  - Digitized in NARA's Catalog at catalog.archives.gov/id/1244184.
  - Available on Ancestry – "U.S., Passport Applications, 1795–1925" database.
- **Originals and Copies of Passports, 1794–1901** (NAID 1187509), catalog.archives.gov/id/1187509 (not digitized). Arranged chronologically. Includes original passports (most unclaimed by applicants) issued by the Department of State, U.S. Ministers and consuls, mayors of cities, Governors of states and territories, and other officials. Many earlier passports were issued by the U.S. Minister in London. Information may include the applicant's name, descriptions, dates of passports, and purpose of visits abroad. For 1817–1834 there are also record copies of passports.
- **Letters Received, January 1, 1862–February 16, 1862** (NAID 1253159), catalog.archives.gov/id/1253159 (not digitized). Letters of application received by the passport office in Boston numbered from 416 to 647.
- **Letters Received, 1861–1862** (NAID 1251977). Letters of application received by the passport office in New York City numbered from 1 to 2761.
  - Digitized in NARA's Catalog at catalog.archives.gov/id/1251977.
- **Insular Passport Applications, 1901–1911** (NAID 1187483). Applications for passports by natives or residents of U.S. insular possessions, often filed at American consulates.
  - Digitized in NARA's Catalog at catalog.archives.gov/id/103406618.
  - Available on Ancestry – "U.S., Passport Applications, 1795–1925" database.
- **Insular Passport Applications for Residents of Puerto Rico and Philippines, 1913–1925** (NAID 1244179). Applications for residents of the Philippine Islands and Puerto Rico who applied for passports at one of the offices in the continental United States or at U.S. consulates abroad, along with correspondence and other supporting documents.
  - Digitized in NARA's Catalog at catalog.archives.gov/id/1244179.
  - Available on Ancestry – "U.S., Passport Applications, 1795–1925" database.

EMERGENCY PASSPORT APPLICATIONS

- **NARA Microfilm Publication M1834, *Emergency Passport Applications (Passports Issued Abroad), 1877–1907*** (56 rolls) (NAID 1187503), catalog.archives.gov/id/1187503. Arranged by country, then chronologically, then by name of diplomatic post. The amount of documentation varies. Information includes the applicant's date and place of birth, occupation, permanent U.S. residence, date of departure from the United States, place of residence abroad, purpose of the application, and the length of time the applicant intended to reside abroad. In most cases, applicants desired a passport for purposes of identification. Applications by

naturalized citizens also include the original date and ship of immigration to the United States; the date and place of the ship's embarkation; the date and court of naturalization; the applicant's current foreign travel, including the date of departure from the United States, the ship's name, the arrival date, and the foreign port of destination.
  - Available on Ancestry – "U.S., Passport Applications, 1795–1925" database.
- **Emergency Passport Applications, 1906–1925** (NAID 1244183). Arranged mostly alphabetically by name of country (political unit) then chronologically and numerically.
  - Digitized in NARA's Catalog at catalog.archives.gov/id/1244183.
  - Available on Ancestry – "U.S., Passport Applications, 1795–1925" database.
- **General Emergency Passport Applications, 1907–1923** (NAID 1244182). Applications filed at U.S. diplomatic posts abroad, mostly before 1915. Arranged chronologically by year or several years grouped together, then alphabetically by name of city or county, and then by application number. For many cities and countries there are more than one numerical run of applications within a single year or group of years.
  - Digitized in NARA's Catalog at catalog.archives.gov/id/1244182.
  - Available on Ancestry – "U.S., Passport Applications, 1795–1925" database.

#NGS2023GEN

SPECIAL PASSPORT APPLICATIONS

Special Passports, 1829–1894 (NAID 1145638), catalog.archives.gov/id/1145638 (not digitized). Copies of special passports for U.S. Foreign Service officers, military attachés, secretaries of legations, other Government officers, and other officials.

- **Special Passport Applications, 1914–1925** (NAID 1150696). Arranged numerically by application number. Applications for passports issued to military personnel, civilian Government employees, and their dependents.
  - Digitized in NARA's Catalog at catalog.archives.gov/id/1150696.
  - Available on Ancestry – "U.S., Passport Applications, 1795–1925" database.
- **Special Diplomatic Passport Applications, 1916–1925** (NAID 1150702). Arranged chronologically. Applications filed by Foreign Service personnel and their dependents.
  - Digitized in NARA's Catalog at catalog.archives.gov/id/1150702.
  - Available on Ancestry – "U.S., Passport Applications, 1795–1925" database.

OTHER RECORDS

- **Applications for Extension or Amendment, 1918–1925** (NAID 2555158). Arranged in two subseries. The first subseries has passport applications arranged numerically by passport number, from 1 to 514,089, with gaps. The second subseries is arranged by subject. There are applications correspondence, memoranda, lists, etc.
  - Digitized in NARA's Catalog at catalog.archives.gov/id/2555158.
  - Available on Ancestry – "U.S., Passport Applications, 1795–1925" database.
- **Letters Requesting Passports, 1791–1910** (NAID 1187481), catalog.archives.gov/id/1187481 (not digitized). Arranged chronologically. Letters and related enclosures received from persons requesting issuance or renewal of passports. The series also includes some passport application forms and suspended passport applications.
- **Letters Concerning Issued Passports, 1874–1880** (NAID 1187482), catalog.archives.gov/id/1187482 (not digitized). Arranged chronologically and then numerically. Letters and related enclosures received from persons to whom passports were

issued. These papers were detached from passport application forms but bear the corresponding passport application numbers. If a person was issued a passport during 1874-1880, the year the passport was issued plus the passport application number are the two pieces of information needed to search these records.

- **Passport Correspondence (Cutter File), 1910–1925** (NAID 1251973), catalog.archives.gov/id/1251973 (not digitized). Correspondence between U.S. consular and diplomatic officers and the State Department concerning citizenship and passport matters. After 1925, files removed by the Department for administrative use were filed with post–1925 records in other record series unless they related to more than one person. For that reason, some files are not present even if an index card points to this series. Arranged under the decimal number 130, followed by a letter and number designating the surname, and then chronologically. **How to determine if there is a file for an individual**: Request archives2reference@nara.gov to search the 1910–1929 segment of the **Name Index to the Central Decimal File** (NAID 581008), catalog.archives.gov/id/581008 (not digitized). Include the person's name, place of U.S. residence, and your contact information. Cards with the number "130" relate to Passport Correspondence, 1910–1925, discussed above, while cards with other numbers relate to the Central Decimal Files, 1910–1963 (NAID 302021), catalog.archives.gov/id/302021, which is partially digitized.
- **Passports Surrendered to U.S. Customs Officials, 1917 (NAID 1145560)**. Passports issued to men going to France on a construction project in 1917 and surrendered to customs officials upon their return. Included with the passports are French visas.
  - Digitized in NARA's Catalog at catalog.archives.gov/id/169048088.
  - Available on Ancestry – "U.S., Passport Applications, 1795–1925" database.

BIBLIOGRAPHY

- "Passport Applications" at archives.gov/research/passport.
- Anne Bruner Eales and Robert M. Kvasnicka, eds., *Guide to Genealogical Research in the National Archives*, 3d ed. (National Archives and Records Administration, 2000), online at hdl.handle.net/2027/mdp.39015071221272.
- Eckhoff, Mark G., "Population Data in Passport and Other Records of the Department of State." Reference Information Paper No. 47 (National Archives, 1973), online at catalog.archives.gov/id/178398348?objectPage=18.
- U.S. Department of State. *The United States Passport: Past, Present, and Future* (1976), online at hdl.handle.net/2027/mdp.39015012960368.



Beginning Your Research of Indigenous People: Native, First Nations, Indian

Judy Nimer Muhn, Lineage Journeys
http://www.LineageJourneys.com
judynmuhn@gmail.com

While this session will review and provide guidance on basic methods of the rich resources of information for Native/First Nations peoples, this session will not discuss the tribal enrollment process. Each tribe, as sovereign nations, create their own enrollment information. Once you are reasonably sure of your relevant Native lineage, you should contact the tribal "Enrollment Office" or tribal council for information on enrollment requirements, procedures, and necessary documents. Most tribes have this information also on official websites.

Remember these strategies and keys for Native/First Nations research:

- Do genealogy as you would do it for any family – begin with yourself and move backward in time, documenting everything as you go.
- Research all family members and document their lives through birth, marriage, death and census records. Faith community records such as baptisms, bar mitzvah/bas mitzvah, burial, and other key markers of the faith community may hold key information. There are many ceremonies, depending on the traditions followed, either Native spirituality or other faiths.
- Information is only as accurate as those sharing wanted it to be – information was given voluntarily by someone in the household, but they may have had a reason to "fabricate" information.
- Records may give English names and Native names – it is fortunate when you can obtain records that have BOTH names together, to help in confirming how to track families and members.
- Children in the household may be the children of either the father or mother, and maybe not both.

- Indexes are secondary records – check them against the original records.
- Look at the whole neighborhood for the families living nearby – these could be helpful in marriages, info about the ancestral home and other ethnic groups in the area (a potential clue if you don't know the family's origins). Native peoples in the north often intermarried with French, Scottish or Irish peoples; those in the South with Latinx peoples and African/Black; Eastern tribes with European/English and Western tribes with Latinx and Asian/Pacific Islanders. Watch the census records for the characteristics of the neighborhood and city.
- Find your family in any rosters or lists and track them through time. The key genealogy tool of using timelines is helpful. Tracking women can be difficult but timelines of where the brothers, fathers and uncles are can help in tracking the women too.
- Occupations can sometimes give hints about tribal affiliations – remember to use FAN (friends, acquaintances, neighbors) too. Tribal members often go into occupations with friends; example – construction companies in New York were often staffed by Mohawk men.

Websites:

- List of Federally Recognized Tribes, by state: The process for recognition by the states and federal government are complicated and lengthy. Groups seeking recognition must prove historical/anthropological/archeological evidence of their existence as a community within a geography, documentation of those who are affiliated with the community and more. (http://www.ncsl.org/research/state-tribal-institute/list-offederal-and-staterecognized-tribes.aspx)
- Ancestry.com has digitized and indexed Native American enrollment cards and lists records in specific states that apply to Native ancestry. (https://www.ancestrycdn.com/support/us/2016/11/researchamericanindianancestors.pdf)
- Oklahoma Historical Society (http://www.okhistory.org) – Indexed records especially of the Five Civilized Tribes (Cherokee, Chickasaw, Choctaw, Creek and Seminole) but also other tribal groups.

©Judy Nimer Muhn 2023

- A Guide to Tracing Your American Indian Ancestry – Department of the Interior https://www.doi.gov/tribes/trace-ancestry This guide discusses how to begin genealogy research.
- Starting Genealogy and Family History Research - National Archives and Records Administration (NARA) https://www.archives.gov/research
  NARA explains what types of information are needed for genealogy research and highlights books that focus on the research process and document collection.
- Genealogy Research https://www.doi.gov/tribes/research From the Department of the Interior, this web page includes information from the Department of Interior Genealogy Guide and other links to directories, resources and guides.
- Access Genealogy http://www.accessgenealogy.com/native/
  This web page has several features. On the right side in the menu bar is a link to "Native American Nations" that provides historical information about tribes. In the middle of the page are links to agencies with genealogical information by state. And there are links to free tribal rolls and more.
- Native Americans – "Specific Tribal or Nation Resources" and "USGenWeb Project" http://www.cyndislist.com/native.htm
  These two sections of this web page (toward the bottom) connect people to resources of specific tribes, which include some tribal web sites. But other sections of this site also link to resources that are tribe-specific, such as "Mailing Lists, Newsgroups, and Chat."
- FamilySearch: https://www.familysearch.org/en/wiki/Native_American_Online_Genealogy_Records Native American Information, Online Sources, Directory. Each tribal section contains contact information for genealogical records or information and links to online and other resources (some are advertised as free and some are advertised for sale).
- The Genealogy Page – National Archives and Record Administration (NARA) https://www.archives.gov/research/native-americans This section contains links to web sites of census rolls, military records, photos and more.

©Judy Nimer Muhn 2023

INDIAN or TRIBAL ROLLS:

National Archives, Bureau of Indian Affairs, Rolls: https://www.archives.gov/research/native-americans/rolls There are many "rolls" or census records of native people in the United States (Baker, Guion Miller, Kern-Clifton, Roblin, Wallace, etc.)

Baker Roll: https://www.archives.gov/research/native-americans/rolls/baker-roll.html Covering 1924-1929 for the Eastern Cherokee, earlier rolls were combined to create these rolls.
Earlier rolls include the 1835 Census for Cherokees living east of the Mississippi, 1884 Hester Roll (which also appears on Fold3.com), the 1907 Council Roll, 1908 Churchill Roll and the 1909 Miller Roll.

Dawes Rolls: https://www.archives.gov/research/native-americans/dawes/tutorial/intro.html
Tribal enrollment between 1899 and 1907 - Five Civilized Tribes who resided in the Indian Territory, which later became the eastern portion of Oklahoma. The Five Civilized Tribes consist of the Cherokee, Choctaw, Creek, Seminole and Chickasaw Indians.

Guion-Miller Roll: Compiled from the Eastern Cherokee claims of 1905, these records were compiled to determine who received a portion of the $1M appropriation from the U.S. Court of Claims. A free index is available at NARA (https://www.archives.gov/research/nativeamericans/rolls/guion-miller.html#list) and the lists appear on both Fold3.com and Ancestry.com.

Indian Census Rolls : https://www.archives.gov/research/census/native-americans/18851940.html 1885-1940 - Contains census rolls that were usually submitted each year by agents or superintendents in charge of Indian reservations, to the Commissioner of Indian Affairs, as required by an act of July 4, 1884 (23 Stat. 98). The data on the rolls vary, but usually given are the English and/or Indian name of the person, roll number, age or date of birth, sex, and relationship to head of family.

©Judy Nimer Muhn 2023

Kern-Clifton Roll from 1897, of Cherokee Freedmen are also potentially available but the NARA website has not microfilmed or digitized these records.

Roblin Roll: Known as "Washington, Enrollment and Allotment Applications of Washington Indians, 1911-1919", this roll was created when tribal people protested that they were not receiving help from the government and not enumerated on other rolls. https://www.archives.gov/research/native-americans/rolls/roblin.html)

These can be accessed through Ancestry.com, FamilySearch.org, and at NARA on computers.

AND there are individual tribal enrollment records, held by Tribal Enrollment Offices, that may or may not be available for public review (they are most often NOT online) and establish who is able to receive benefits and services from a given tribal government.

Federal Sources:
Indian Census and Annuity Rolls document tribal groups, individuals, and families for a variety of reasons. The National Archives, Department of the Interior, the Bureau of Indian Affairs records have been preserved on microfilm, microfiche and online. There are collections of Indian school records, allotment records and proceedings, reports to Congress by Indian Agents and the Department of the Interior (documenting who was occupying what "reservations" and what leaders/chiefs were principally there), federal court cases and more. With the massive collections of these records, you will want to check here: https://www.archives.gov/research/native-americans

Facebook Groups: Be sure to look for the group for the tribe that you are studying. Katherine Willson's "Genealogy on Facebook" document has been taken into Cyndi's List at: https://cyndislist.com/facebook

Maps: Mentioned in the presentation, the maps by Aaron Carapella - http://www.tribalnationsmaps.com/store/c8/Native_America.html

©Judy Nimer Muhn 2023

IN SUMMARY - KEY POINTS TO REMEMBER:

- Start your research like we classically start all of our family research – start with yourself and move backward in time.
- Study whole families – the men are documented better in historical records but you'll find the women there!
- Remember the FAN Club (Elizabeth Shown Mills' tool to remind you) – studying the family, acquaintances and neighbors gives you social context, potentially ethnic/tribal connections and other information that can help you move back in time
- Geography is important – where did they live, when. And research the area history – what tribal nations were in these areas?
- Watch for English and tribal names both in documents and potentially used within your family.
- Using timelines can give you perspective on where people came from, moved to and more: remember that all tribal nations were forcibly removed in some way and at different times. These may be clues!

NOTES:

©Judy Nimer Muhn 2023

Four Essential Indexes for Virginia Researchers

Leslie Anderson, MSLS
Anderson Historic Research LLC
leslie.msls@outlook.com

A wide variety of records and documents created in the last 400 years have been indexed in *Virginia Historical Index; Index to Virginia Estates, 1800-1865; Virginia Slave Births Index, 1853-1865;* and *Magazine of Virginia Genealogy.* Information about Virginians with different origins can be released from obscurity.

An index is merely a point along a line of inquiry. It exists a compilation of words or terms directing you to specific sources of information. An index might be organized alphabetically, chronologically, geographically, or topically. It might include one type of source or many. The sources below are frequently indexed to advance the line of inquiry:

- abstracts
- account books
- articles
- books
- book reviews
- broadsides
- booklets
- brochures
- business records
- cemetery information
- diaries
- finding aids
- Free Negro registers
- government reports
- land records
- ledgers
- legislation
- maps
- marriages
- military records
- narratives
- pamphlets
- probate records
- tax lists

How is an index created? An indexer recognizes a need. The next steps include "sampling" the larger body of sources, deciding the scope of the project, identifying the elements in the source(s) that will serve as datapoints, and outlining the arrangement of those datapoints. This process lets the compiler or editor get a sense of inconsistencies that must be resolved. That person creates a style guide to ensure consistency in the final product e.g., punctuation, abbreviations, spacing, headings, nested terms, numbering, spelling variants, missing data, cross-references. This process also allows the compiler or editor to estimate the amount of time required to complete a project.

©Leslie Anderson, MSLS

Virginia Historical Index
Earl Gregg Swem (Editor)
Volume I, A-K originally published in 1934; Volume 2, L-Z originally published in 1936. Also known as "Swem's Index" or "Swem." Indexes eight publications; each has a unique abbreviation. Information about people, places, objects, and events.

- *Calendar of Virginia State Papers, 1652-1869* — C
  11 volumes. Executive orders and letters and reports from county, colonial, and state officials.

- *Statutes at large, being a collection of all the laws of Virginia from the first session of the legislature in the year 1619: published pursuant to an act of the General Assembly passed on the fifth day of February, one thousand eight hundred and eight*
  William Waller Hening (editor)
  Also known as *"Hening's* Statutes at Large" or "Hening." — H
  13 volumes. Encompasses 1619-1792.

- *Lower Norfolk County Virginia Antiquary 1895-1906* — N
  Early records of Princess Anne and Norfolk counties.

- *Virginia Historical Register and Literary Advertiser* — R
  First official publication of the Virginia Historical Society. Includes issues 1848-1853. Includes original letters and narratives.

- *Tyler's Quarterly Historical and Genealogical Magazine* — T
  Established in 1892 by Dr. Lyon G. Tyler, president of the College of William and Mary. Examines records of early Tidewater Virginia.

- *Virginia Magazine of History and Biography* — V
  Official publication of the Virginia Historical Society. Includes the range of colonial life. Continues to be published.

- *William and Mary College Quarterly Historical Magazine, Series 1* — W(1)
  Includes issues from July 1892-April 1919. About early American history.

©Leslie Anderson, MSLS

▪ *William and Mary College Quarterly Historical Magazine, Series 2* W(2)
Includes issues from January-October 1921 to January-October 1930.
About early American history.
Note: Series 1 and 2 are in the public domain. *William and Mary Quarterly, Series 3* began in 1944 and is still published. Details at oieahc.wm.edu/publications/wmq/

♦TIP♦ Is Barnett Watts of Hampton Roads included in Swem's? Select Volume II, M-Z. The surname Watts is on page 1038. The citation "Watts, Barnett, 9C79, 85" translates as "Volume 9 of the *Calendar of Virginia State Papers*, pages 79 and 85."
♦TIP♦ The *Virginia Magazine for History and Biography* publishes articles and book reviews on Southern history. It's a member benefit of the Virginia Museum of History & Culture. Library staff can help with specific articles from historical issues. For details about getting a specific article or issue contact the library staff from the Research tab: virginiahistory.org/research/research-resources/virginia-magazine-history-biography
♦TIP♦ *The William and Mary College Quarterly* is available on JSTOR. Table of Contents and Abstracts of the current issue located at oieahc.wm.edu/publications/current-issue/. Browse TOCs for previous issues oieahc.wm.edu/publications/wmq/browse/

Index to Virginia Estates 1800-1865
Wesley E. Pippenger (Compiler)
10 volumes. These volumes index all items recorded in will books: wills, appraisals/ inventories, sales. accounts, bonds, bills of sales or deeds, guardianship records, surveys, estate divisions and records of dower. Organized by geographic region, each county's document type appears with its corresponding Library of Virginia microfilm reel number. Probate documents can answer questions about a family, its property, and the neighbors whether they were well-off or not.
▪ Volume 1: Counties of Arlington (including the City of Alexandria), Fairfax, Fauquier, King George, Loudon, Prince William, and Stafford
▪ Volume 2: Counties of Clarke, Culpeper, Frederick, Greene, Madison, Orange, Page, Rappahannock, Shenandoah, Spotsylvania, and Warren, Cities of Fredericksburg and Winchester

©Leslie Anderson, MSLS

▪ Volume 3: Counties of Bland, Buchanan, Carroll, Craig, Dickenson, Floyd, Franklin, Giles, Grayson, Henry, Lee, Montgomery, Patrick, Pulaski, Roanoke, Russell, Scott, Smyth, Tazewell, Washington, Wise, and Wythe
▪ Volume 4: Counties of Albemarle, Alleghany, Amherst, Bath, Botetourt, Buckingham, Fluvanna, Highland, Nelson, and Rockbridge
▪ Volume 5: Counties of Appomattox, Bedford, Campbell, Charlotte, Halifax, and Pittsylvania, City of Lynchburg
▪ Volume 6: Counties of Augusta and Rockingham, and the City of Staunton
▪ Volume 7: Counties of Amelia, Brunswick, Cumberland, Goochland, Lunenburg, Mecklenburg, Nottaway, Powhatan, and Prince Edward
▪ Volume 8: Counties of Charles City, Chesterfield, Dinwiddie, Greensville, Henrico, James City, Prince George and Surry, and the Cities of Petersburg, Richmond, and Williamsburg
▪ Volume 9: Counties of Accomack, Elizabeth City, Isle of Wight, Nansemond, Norfolk, Northampton, Princess Anne, Southampton, Warwick, and York, Cities of Hampton, Norfolk and Portsmouth
▪ Volume 10: Counties of Caroline, Essex, Gloucester, Hanover, King & Queen, King William, Lancaster, Louisa, Mathews, Middlesex, New Kent, Northumberland, Richmond, and Westmoreland

Index to West Virginia Estates Before 1866
Wesley E. Pippenger (Compiler)
▪ Volume 1: Counties of Barbour, Berkeley, Doddridge, Grant, Hampshire, Hardy, Harrison, Jefferson, Lewis, Marion, Mineral, Monongalia, Morgan, Pendleton, Pocahontas, Preston, Randolph, Taylor, Tucker, Tyler, Upshur, and Wetzel
▪ Volume 2: Counties of Boone, Braxton, Brooke, Cabell, Calhoun, Clay, Fayette, Gilmer, Greenbrier, Hancock, Jackson, Kanawha, Lincoln, Logan, Marshall, Mason, McDowell, Mercer, Mingo, Monroe, Nicholas, Ohio, Pleasants, Putnam, Raleigh, Ritchie, Roane, Summers, Wayne, Webster, Wirt, Wood, and Wyoming

♦TIP♦ Each volume includes a list of abbreviations, a map, and number of entries by location. The section at the back of the book lists individuals without surnames.
♦TIP♦ Contact your local library to arrange an interlibrary loan. See "Virginia County and City Records on Microfilm" (lva.virginia.gov/public/local/).

©Leslie Anderson, MSLS

Virginia Slave Births Index 1853-1865
Leslie Anderson (Project Editor)
6 volumes. 135,000+ entries point to birth registers with *additional* information. Volumes 1-5 includes names of informant, infant, and mother, birthdate, and birthplace (when available). Volume 6 shows informant surnames by locality.

- Volume 1: A-C
- Volume 2: D-G
- Volume 3: H-L
- Volume 4: M-R
- Volume 5: S-Z
- Volume 6: Geographic Supplement

♦TIP♦ *VSBI* was published several years before the FamilySearch database with a similar name. **They are not the same**. *VSBI* includes known details e.g. male, female, twins, triplets, stillborn. It also includes proper names of counties e.g. "King and Queen" not "King." *VSBI* also makes clear whether the birth occurred in the city or county with same name e.g. "Richmond (city)" and "Richmond County."
♦TIP♦ Who was the mother of enslaved infant Laura born November 1862? They were enslaved by R.D. Bugg, Mecklenburg County. Go to Volume 1, page 363. Harriet, Lucy, and Jane can be eliminated; they delivered babies in November 1862 and December 1862. No indication that these were multiple births. Remaining candidates are Ann, Milly, Margaret, and a fourth woman. Research confirmed that the fourth woman was known by these variants Tabitha/Tabby/Tab. Tabitha's children were named in a Freedmen's Bureau record (labor contract) and census schedules. Some were born enslaved; some were born after Emancipation. Marriage and death records for her children confirm their birthdates, sibling relationships, and their filial relationships to Tabitha. Laura could not have been born to Tabitha in November 1862.

Magazine of Virginia Genealogy
Virginia Genealogical Society
The quarterly journal of the Virginia Genealogical Society "contains transcriptions/abstractions of original unpublished manuscript material and county or state records that are not easily accessible focusing on material created prior to 1850. It also includes articles that demonstrate the use of unusual records, correct previously published genealogies, document migration into or out of Virginia, or present families

©Leslie Anderson, MSLS

from burned record counties using a variety of records as well as Bible and tombstone records and reference to Virginians in other states." Issues are paginated contiguously; the annual index is published in the last quarter.

♦TIP♦ The *Magazine* is known as "Virginia Genealogical Society Quarterly" (40 volumes) on Ancestry; *Magazine of Virginia Genealogy* (50 volumes) available on CD.

PUBLISHERS

- Clearfield Company, genealogical.com
  Virginia Historical Index (2 volumes)
- Family Search.org
  Virginia Historical Index (Volume 1 only)
- Heritage Books, heritagebooks.com
  Virginia Slave Births Index 1853-1865
- Virginia Genealogical Society, vgs.org
  Index to Virginia Estates, 1800-1865
  Index to West Virginia Estates Before 1866
  Magazine of Virginia Genealogy (each volume has annual index)

♦TIP♦ Be open-minded about the title of the index.
♦TIP♦ Read the introduction. Read the introduction. Read the introduction.
♦TIP♦ Locate the key (or legend) for abbreviations and acronyms. Refer to it often.
♦TIP♦ Follow through. Seek out the source of information.
♦TIP♦ Check these digital collections for items in the public domain.

GoogleBooks	books.google.com
HathiTrust	hathitrust.org
Internet Archive	archive.org
JSTOR	jstor.org

©Leslie Anderson, MSLS

T129

Crista Cowan
Getting the Most Out of Ancestry ®

No Syllabus Provided. Take Notes.

#NGS2023GEN

T129

Crista Cowan
Getting the Most Out of Ancestry ®

No Syllabus Provided. Take Notes.

You've Looked at Pensions, Now What? More Federal Records Documenting Civil War Women

Nicole Gilkison LaRue, CG®

2023 National Genealogical Society Conference
Richmond, Virginia

Session T141
Board for Certification of Genealogists®
Skillbuilding Lecture

#NGS2023GEN

There's more out there than pensions! Let's dig deeper to find women of the Civil War period in federal records created outside the pension system.



Genealogical Proof Standard
COMPONENT 1.
"Reasonably exhaustive research–emphasizing original records providing participants' information—for all evidence that might answer a genealogists's question about an identity, relationship, event or situation."*

*Board for Certification of Genealogists, *Genealogy Standards,* second ed., rev. (Nashville, Tenn.: Ancestry.com, 2021), 1.

I: Working Women During the War: Laundresses, nurses, cooks, seamstresses, etc.

RG 112: Records of the Surgeon General
"List of Female Nurses, Cooks, and Laundresses Employed in Army Hospitals During the Civil War"
https://catalog.archives.gov/id/2561154
https://catalog.archives.gov/id/28277783

RG 217: Records of the Treasury
"Records of Disallowed Claims of Laundresses, 1861-1920"
https://catalog.archives.gov/id/2591963
The list of laundresses (but not their clients) is also online at
https://twelvekey.files.wordpress.com/2016/04/laundressfilelist.pdf

RG 94: Records Concerning Medical Personnel, 1839-1914
"Contracts with Female Employees, Bureau of Refugees, Freedmen, and Abandoned Lands. 1865-69"

II: Women on the Homefront: Daily Life in War Records

RG 110: Records of the Provost Marshal General's Bureau
"Applications for Passes to Travel to and from Rebel States. 1862-63"

RG 109: War Department Collection of Confederate Records
Travel documents/passports
https://opinionator.blogs.nytimes.com/2014/08/08/papers-please/
NARA search in rg 109 for "passport"
https://catalog.archives.gov/search?q=passport&f.recordGroupNoCollectionId=109
https://catalog.archives.gov/id/166051853

Confederate slave payrolls
NARA search for "confederate slave payroll"
https://catalog.archives.gov/search?q=confederate%20slave%20payroll

III: Women on the Run: Refugees and Contraband

See introductory discussion dividing southern refugees into three groups: slaves ("contraband"), white Unionists and other dissidents, and Confederates:
https://encyclopediavirginia.org/entries/refugees-during-the-civil-war/
https://www.alexandriava.gov/historic/fortward/default.aspx?id=40306

RG 105: Records of the Bureau of Refugees, Freedmen, and Abandoned Lands, 1861-1880
Land Division
Series 91: "Registers of Abandoned and Confiscated Lands and Property 1865-68"

Series 94: "Orders Issued by the Assistant Commissioners Authorizing the Restoration of Property. 1865-68" (this series is indexed in series 93)

Freedmen
Ration books
For example:

Records of the field office for the state of Arkansas, Bureau of Refugees, Freedmen, and Abandoned Lands, 1865-1872.
FHL film 2424760 item 2

* See also Preliminary Inventory 174 for RG 105
Available online at
https://www.familysearch.org/library/books/records/item/320994-preliminary-inventory-of-the-records-of-the-bureau-of-refugees-freedmen-and-abandoned-lands-washington-headquarters-record-group-105?offset=2

References:

Clinton, Catherine and Nina Silber, eds. *Divided Houses: Gender and the Civil War*. New York, Oxford University Press, 1992.

Everly, Elaine C. "Freedmen's Bureau Records: An Overview". *Prologue* 29, no.2 (Summer 1997): 95-99.
Available online at
https://www.archives.gov/publications/prologue/1997/summer/freedmens-bureau-records.html

Farmer-Kaiser, Mary. *Freedwomen and the Freedmen's Bureau: Race, Gender, and Public Policy in the Age of Emancipation***.** New York: Fordham University Press, 2010. xiv, 275 p.

Farmer-Kaiser, Mary. "'With a Weight of Circumstances Like Millstones about Their Necks': Freedwomen, Federal Relief, and the Benevolent Guardianship of the Freedmen's Bureau". *Virginia Magazine of History and Biography* 115, no.3 (2007): 412-442.

Frankel, Noralee. "From Slave Women to Free Women: The National Archives and Black Women's History in the Civil War Era". *Prologue* 29, no.2 (Summer 1997): 100-104.
Available online at
https://www.archives.gov/publications/prologue/1997/summer/slave-women

Giesburg, Judith. *Army at Home: Women and the Civil War on the Northern Home Front*. Chapel Hill, University of North Carolina Press, 2009.

Gillins, Sharon Batiste,"A Window into the Lives of Black and White Ancestors: Freedmen's Bureau Field Office Records," *NGS Magazine*, Jan-Mar 2013, v.39, no.1.
*see especially section on relief to the destitute, rations, etc. on p.36 [online]

Glymph, Thavolia. *The Women's Fight: The Civil War's Battles for Home, Freedom, and Nation*. Chapel Hill, University of North Carolina Press, 2020.

Massey, Mary Elizabeth, "Confederate Refugees," Civil War Times Illustrated, Historical Times, Inc. Gettysburg, November, 1971.

Massey, Mary Elizabeth, *Refugee Life in the Confederacy*. Baton Rouge, Louisiana State University Press, 2001.

McCurry, Stephanie. *Women's War: Fighting and Surviving the American Civil War*. Cambridge, Belknap Press [Harvard], 2019.

Rable, George C. *Civil Wars: Women and the Crisis of Southern Nationalism*. Urbana, University of Illinois Press, 1991.

Schultz, Jane E. *Women at the Front: Hospital Workers in Civil War America*. Chapel Hill, University of North Carolina Press, 2004.

Sternhell, Yael A. *Routes of War: The World of Movement in the Confederate South*. Cambridge. Harvard University Press, 2012.

Taparata, Evan. "'Refugees as You Call Them': The Politics of Refugee Recognition in the Nineteenth-Century United States". *Journal of American Ethnic History* 38, no.2 (Winter 2019): 9-35.

Getting Your DNA Bearings: Understand Your Results Before Chasing the Next Big Thing

Paula Williams
pkwilliams823@gmail.com / www.paulawilliamsgenealogy.com

A familiar tale. Someone wants to learn how to make use of their DNA results. They're often told, "upload to FTDNA MyHeritage Geneanet etc.," often in a long rambling sentence as if those were all one company and give a list of third-party tools that they "need." Or they've eagerly jumped into the deep end of blogs and lectures and webinars for that quick and easy method to solve their ancestral mysteries. And all too often, they can get overwhelmed and discouraged.

Take. A. Breath.

It is indeed true that most of our DNA matches test at only one company and never test or upload anywhere else, and we may find important matches at 23andMe when we've only tested at Ancestry, for example. It is also true that taking advantage of the ability to download our DNA raw data file from our original testing company and uploading it to MyHeritage or FamilyTreeDNA (for free, with the ability to access tools such as the chromosome browsers and ethnicity estimates for a small fee) can get us access to some additional matches without having to submit a new sample. But that doesn't mean that all has to be done and mastered the very minute your first results come in.

Understanding things like DNA inheritance, or what tools exist at your current testing companies, or that ethnicity estimates will not (typically) be identical from company to company helps us get the most out of our DNA results more than uploading or trying some trendy new tool. Spend some time with your testing company and with resources such as Blaine Bettinger's books first, and THEN try new sites or tools.

Just as important as building your knowledge and avoiding inundation are your privacy and security. Get used to what you can learn about others and what they can learn about you before pushing further. You may be comfortable with sharing your DNA and your family tree with strangers, or you may not have even thought about it. As we talk about information available from "the big 3" genealogical testing companies, think about the importance of that information and be wary of companies that provide no such information. Learn things!

We'll highlight some of the tools at each of the sites. This is by no means comprehensive.

AncestryDNA

AncestryDNA has the largest database of DNA testers with more than 23 million people having tested.[1] This makes the company a logical first step for genealogists and adoptees to begin working with DNA. It does not have a chromosome browser, but it has many other tools that should be explored.

Two of Ancestry's newest tools come from its SideView technology – the Ethnicity Inheritance tool that splits ethnicity estimates by parent and, perhaps more important to genealogists, the parental split of

[1] *Ancestry Corporate*, "Company Facts," (https://www.ancestry.com/corporate/about-ancestry/company-facts : accessed 1 March 2023).

©2023 Paula Williams

DNA matches. Using DNA only, Ancestry separates your ethnicity estimates and your DNA matches into "Parent 1" and "Parent 2." Unless a parent has tested, it's up to you to determine which parent is Parent 1 and which is Parent 2 – for some, Parent 1 is paternal while others find Parent 1 to be maternal. You can use ethnicity and/or matches to make your decision. If you've made a mistake, you can reassign the parent labels.

If you link your DNA to a public (or private and searchable) tree, the ThruLines tool will show which of your DNA matches (who have also linked their DNA to a tree) have the same ancestors in their tree that you have in yours. The tool, other than requiring you to have taken a DNA test, only uses trees to provide the hints that it does, and it's possible that the DNA you share with matches in a ThruLine may come from a different ancestor, but it's a great place to start. ThruLines starts with the ancestors in your tree, and if you're missing an ancestor (for example, you have an unknown 2nd great-grandfather), the tool may give you a "suggested" ancestor. It's these suggested ancestors where people find the most fault, but potentially also the most benefit. As with any hints or tools, we want to do further research.

Ancestry also (in addition to MyHeritage) offers the ability to add matches to custom groups, where you can assign matches to groups you define, and matches in these groups then display colorful dots. The dots are helpful when working with shared matches. Other tools include ethnicity estimates, genetic communities, and easy ways to link your DNA matches to your tree once you identify them. The lack of a chromosome browser is often lamented, but the number of matches (with or without trees) can be hugely helpful.

Ancestry has a Support Center, and a blog, and icons all over the site you can click for more information about the site's features and tools. Additionally, Ancestry's corporate genealogist Crista Cowan (also known as the Barefoot Genealogist) regularly records videos on Facebook Live, talking about new features or new discoveries using existing features and adds many of the videos to Ancestry's YouTube channel – see https://www.youtube.com/@AncestryUS. The videos on the Ancestry channel also include clips from the *Finding Your Roots* television program among other interesting stories.

23andMe

23andMe was founded with the mission to help people "access, understand and benefit" from the human genome.[2] 23andMe sells two types of tests: Ancestry + Traits and Health + Ancestry. Genealogists can take either test to be added to the matching database and get ethnicity estimates. As of November 2022, 23andMe has more than 13.4 million people in its database.[3]

23andMe has the second-largest database, but has some quirks that make working with it a little challenging. They only provide us our top 1500 matches (or top 5000 if we've subscribed to their 23andMe+ subscription service). Newer, higher matches bump lower matches off of our match list. We can expand the list size by inviting matches to connect, which keeps them on our list and also allows us to see their full ethnicity estimates.

It does offer a chromosome browser, which you can use to compare shared segment information with most of your matches. This allows you to see not just how much DNA you share with people, but where

[2] *23andMe*, "About Us," (https://www.23andme.com/about : accessed 1 March 2023).
[3] *23andMe*, "23andMe Reports FY2023 Second Quarter Financial Results," (https://investors.23andme.com/news-releases/news-release-details/23andme-reports-fy2023-second-quarter-financial-results : accessed 1 March 2023).

©2023 Paula Williams

in your chromosomes you share that DNA. The "Relatives in Common" feature is 23andMe's term for shared matches – people who share DNA with BOTH you AND the match you're viewing. 23andMe's shared matches list differs from Ancestry's in a couple of ways. The "DNA Overlap" column indicates that there is at least one triangulated segment – where you share a segment of DNA with both matches, and they share that same segment with each other. (See "A Triangulation Intervention" in the resources list for more about triangulation.) The other main difference is that the Relatives in Common list shows you how much DNA your matches share with each other. At Ancestry (and at FTDNA), we only see how much DNA we share with our matches, but 23andMe tells how much they share with each other. This can be helpful in identifying matches as one may provide surnames and information that the other does not.

A unique tool at 23andMe is its "Family Tree." This tool attempts to show us how our closest matches may be related to us by placing them in a very loose tree, as determined by the DNA they share with both us and with our other matches. Be aware, though, that this doesn't know which "side" is which, and even when it does, the tool does not organize the tree in any standard fashion. It simply knows that these people over here are related, and these other people over here are related. Do not expect to always show paternal on one side and always show maternal on the other – it just doesn't work that way. It's more of a grouping/clustering tool than a place to display and store your research. You can make edits to the tree, but you're (currently) limited to 250 people in the entire tree. In addition to the chromosome browser ("Advanced DNA Comparison") other helpful features include several ethnicity-related tools including the estimates, a timeline and a chromosome painting.

23andMe has a blog as well as a large help section that gives information on features in the site. Explore both and learn more about what the site has to offer.

FamilyTreeDNA

FamilyTreeDNA was founded in 1999, and offers Y-DNA, mitochondrial DNA, and autosomal DNA (Family Finder) testing. The autosomal database is estimated to have 1,204,632 testers.[4] In January 2019, FTDNA announced that they were working with the FBI and were going to allow other agencies to upload DNA from crime scenes to FTDNA's database to attempt to identify suspects.[5] You are automatically opted in (in the United States), so you don't have to do anything if you want to remain opted in to this use of your DNA, but you can also opt out.

If you have taken an autosomal DNA test at 23andMe (since about November 2010) or AncestryDNA, you can download your raw DNA data file from your original testing company and upload it to FamilyTreeDNA for free. Similarly, if you have tested at MyHeritage and the results were made available within the last six months, you can transfer your raw data to FamilyTreeDNA. Your data remains at your original company, and is now added to FamilyTreeDNA, putting you in the database almost as if you'd purchased the Family Finder test and submitted a sample.

The company also offers a chromosome browser, ethnicity estimates and an ethnicity chromosome painter. FTDNA has a helpful feature called Family Matching. FTDNA will sort matches into maternal

[4] *International Society of Genetic Genealogy Wiki*, "Autosomal DNA testing comparison chart," (https://isogg.org/wiki/Autosomal_DNA_testing_comparison_chart : accessed 1 March 2023).
[5] *FamilyTreeDNA*, "A letter to our customers," 3 February 2019 (https://mailchi.mp/familytreedna/updates-to-our-terms-of-service-and-privacy-policy : accessed 1 March 2023).

©2023 Paula Williams

and paternal "buckets" based on segments of DNA the matches share with the close matches you've linked to your tree. Linking parents, grandparents, aunts, uncles, half-siblings, and cousins up to third cousins will all work for Family Matching. For example, if you have identified a maternal first cousin, link him to your tree, and he and all other matches who share blocks of DNA with the two of you will be marked as maternal.

Another highlight is not their shared matches list (called "In Common With"), not that it's not helpful, but their "Not In Common With" tool, which will show you all of your matches NOT shared with a particular match. This is missing from the other companies and can be helpful if you're able to test a parent or close relative from one side and want to focus on the other side of your family. Also helpful is the ability to see the haplogroups of your matches who have taken Y-DNA or mtDNA tests. If you have taken multiple tests (Y-DNA and autosomal, for example), you can use the "Advanced Matching" feature to look for people who match you on both kinds of tests.

FTDNA does have the smallest database of the four being discussed here, and doesn't have a ton of "bells and whistles" but can still be useful, especially if you want to do Y-DNA or mtDNA testing as well. Like the other companies, FTDNA has an extensive help section and a blog.

MyHeritage

MyHeritage began as a genealogy company focusing on trees and records and added DNA testing in 2016. As of March 2023, MyHeritage has more than 6,800,000 testers in its database.[6] It accepts uploads from other autosomal companies like FTDNA, and we recommend that you do so once you get comfortable wherever you started. Its integration of DNA and tree features is a close second to those from Ancestry, offering "Theories of Family Relativity" that use trees and records to find commonalities between you and your DNA matches. Like Ancestry, MyHeritage has added a custom labels function to color code your matches to custom groups, and, like 23andMe, shared matches lists (showing you people who share DNA with both you and a given match) display the amounts of DNA the match shares with both you and that match.

Its ethnicity estimates have not been updated since 2017 or 2018, and new estimates have been said to be "coming soon." The company did recently add "Genetic Groups," which are similar to Ancestry's Genetic Communities, showing more localized and more recent geographical estimates. Unlike Ancestry, you can filter your match list by ethnicity regions and these genetic groups.

Perhaps MyHeritage's standout tool is its AutoCluster feature. Developed with Evert-Jan Blom of the third-party match clustering tool Genetic Affairs (http://geneticaffairs.com/), AutoClusters is networking tool that visually clusters shared matches together, allowing us to see groups of matches who match each other. We can hypothesize that members of clusters share a common ancestor, though, of course, that is a hypothesis that we'd then need to verify with genealogical research.

MyHeritage has an extensive education center and a blog that is regularly updated with news and highlights.

Explore! Learn things! Get comfortable with the site that you tested before uploading elsewhere. Maybe start with MyHeritage and FTDNA, and then decide if you even need anything else after that!

[6] *MyHeritage*, (https://www.myheritage.com/dna : accessed 1 March 2023).

©2023 Paula Williams

Selected Resources
(All URLs valid as of 1 March 2023)

23andMe. See generally the 23andMe Blog. https://blog.23andme.com/

-----. "Getting Started with the Haplogroup Reports." https://customercare.23andme.com/hc/en-us/articles/235201447-Getting-Started-With-the-Haplogroup-Reports

-----. "How 23andMe Sharing Works." https://customercare.23andme.com/hc/en-us/articles/211831798-How-Sharing-Works

-----. "How To Build And Edit Your 23andMe Family Tree." https://customercare.23andme.com/hc/en-us/articles/360045637854-How-to-Build-and-Edit-your-23andMe-Family-Tree

-----. "New Algorithm Cleans Up 23andMe Family Trees," posted 22 February 2023. https://blog.23andme.com/articles/new-algorithm-cleans-up-23andme-family-trees

Ancestry. See generally the Ancestry Blog. https://www.ancestry.com/corporate/blog/

-----. "DNA Matches Split Up By Parent." *Ancestry*. https://support.ancestry.com/s/article/DNA-Matches-Split-Up-By-Parent

-----. "Grouping and Filtering AncestryDNA Matches." https://support.ancestry.com/s/article/Grouping-and-Filtering-AncestryDNA-Matches

-----. "How SideView™ Technology Splits Your DNA Results by Parent." https://support.ancestry.com/s/article/SideView-Technology

-----. "Understanding Inheritance." *Ancestry*. https://support.ancestry.com/s/article/Understanding-Inheritance

------. *YouTube* channel. https://www.youtube.com/@AncestryUS

Bettinger, Blaine. *The Family Tree Guide to DNA Testing and Genetic Genealogy, Second Edition*. Cincinnati: Family Tree Books, 2019.

-----. "How Much of Your Family Tree Do You Know? And Why Does That Matter?." *The Genetic Genealogist*, posted 11 August 2015. https://thegeneticgenealogist.com/2015/08/11/how-much-of-your-family-tree-do-you-know-and-why-does-that-matter/

-----. Posting to *Genetic Genealogy Tips & Techniques* on *Facebook* about using caution with new sites and tools, 7 January 2023. https://www.facebook.com/groups/geneticgenealogytipsandtechniques/posts/1626348954495465/

-----. "A Triangulation Intervention." *The Genetic Genealogist*, posted 19 June 2016. https://thegeneticgenealogist.com/2016/06/19/a-triangulation-intervention/

©2023 Paula Williams

Estes, Roberta. "Smarmy Upstart DNA Websites – Just Say NO!" *DNAeXplained*, posted 10 April 2019. https://dna-explained.com/2019/04/10/smarmy-upstart-dna-websites-just-say-no/

FamilyTreeDNA. See generally the *FamilyTreeDNA Blog*. https://blog.familytreedna.com/

-----. See generally the *FamilyTreeDNA Help Center*. https://help.familytreedna.com/

-----. "Family Matching Overview." https://help.familytreedna.com/hc/en-us/articles/4413996181391-Family-Matching-Overview

Larkin, Leah. "Quick Tip: Color Code Your Ancestry Tree." *The DNA Geek*, posted 20 March 2019. https://thednageek.com/quick-tip-color-code-your-ancestry-tree/

MyHeritage. *See generally the MyHeritage Blog*. https://blog.myheritage.com/

-----. *See generally MyHeritage Knowledge Base.* https://education.myheritage.com/

-----. "AutoClusters for DNA Matches." https://education.myheritage.com/article/autoclusters-for-dna-matches/

-----. "How to Use Labels to Break New Ground with Your DNA Matches." *MyHeritage Knowledge Base*, posted 14 December 2021. https://education.myheritage.com/article/how-to-use-labels-to-break-new-ground-with-your-dna-matches/

-----. "Introducing The Theory of Family Relativity — a Genealogy Game-Changer." *MyHeritage Blog*, posted 28 February 2019. https://blog.myheritage.com/2019/02/introducing-the-theory-of-family-relativity-a-genealogy-game-changer/

-----. "Major Upgrade to the MyHeritage Chromosome Browser for Better Exploration of DNA Matches." *MyHeritage Blog*, posted 2 March 2018. https://blog.myheritage.com/2018/03/major-upgrade-to-the-myheritage-chromosome-browser-for-better-exploration-of-dna-matches/

-----. "New: View the Genetic Groups of Your DNA Matches." *MyHeritage Blog*, posted 30 March 2021. https://blog.myheritage.com/2021/03/new-view-the-genetic-groups-of-your-dna-matches/

-----. "Starting Today: New DNA Upload Policy." *MyHeritage Blog*, posted 16 December 2018. https://blog.myheritage.com/2018/12/starting-today-new-dna-upload-policy/

-----. "What kind of results do I get with a MyHeritage DNA test?" https://faq.myheritage.com/en/article/what-kind-of-results-do-i-get-with-a-myheritage-dna-test

©2023 Paula Williams

Kentucky Research from the Comfort of Home

Presenter: Lori Thornton, MLS
E-mail: lorithornton@gmail.com

Kentucky Department for Libraries and Archives Resources

Resources for Researchers page: This page offers records request forms, a county formation chart, information about courthouse disasters, indexes to 20th century vital records, and a list of professional researchers. kdla.ky.gov/Archives-and-Reference/Pages/Resources-for-Researchers.aspx

Library Catalog: kdla.on.worldcat.org/discovery

Kentucky State Digital Archives: Collections of interest include Roster of Officers of Union Volunteer Regiments from KY, 1861-1864, Confederate Pension Application Packets, Community Service—Writer's Project, Photos, 1937-1940, and more. kdla.access.preservica.com/welcome/

Kentucky Historical Society Resources

Library Catalog: The catalog allows you to search by county and surname as well as by other means. Use the advanced search to search by keyword, subject, or author. history.ky.gov/explore/catalog-research-tools/library-catalog

Digital Collections: Includes digital copies of the journal *Kentucky Ancestors* from 1965 to 2013, maps and atlases, manuscripts, oral histories, photographs, postcards, and bibliographies and other finding aids. kyhistory.com

Objects Catalog: Need to find a military badge or perhaps an object such as a bourbon bottle manufactured by an ancestor? KHS's collection of digitized objects might help. history.ky.gov/explore/catalog-research-tools/objects-catalog

Transcribing Kentucky History: Volunteer to transcribe historical documents. Projects often include letters, diaries, Bible records, muster rolls, etc. history.ky.gov/participate/transcribing-kentucky-history

Kentucky Ancestors Episodes: Kentucky Historical Society produces a television program and uploads episodes to its YouTube channel. youtube.com/kyhistoricalsociety

Explore Kentucky History: Blog-like articles that explore historical markers with added content from the society's resources. explorekyhistory.ky.gov

Pass the Word: A Project of the Kentucky Oral History Commission: passtheword.ky.gov

University of Kentucky Resources

Kentucky National Digital Newspaper Program: Find information about the digitization of Kentucky's newspapers. Most digitized newspapers will be in either Chronicling America or Kentucky Digital Library. uky.edu/Libraries/NDNP/

Explore UK (Digital collections): The collection includes photographs, yearbooks, maps, books, university trustee minutes, athletic publications, WPA publications, course catalogs, university newspapers, oral histories, Notable Kentucky African Americans databases, and more. exploreuk.uky.edu

Libraries Catalog: saalck-uky.primo.exlibrisgroup.com/discovery/search?vid=01SAA_UKY:UKY&lang=en

Research Guides: Kentucky guides include genealogy, Appalachia, African Americans, history and more. libguides.uky.edu

SPOKEdb (Louie B. Nunn Center for Oral History): Provides access to over 17,000 interviews within 687 projects. kentuckyoralhistory.org

Filson Historical Society Resources

Manuscript Database: filsonhistorical.org/collections/manuscript-database

Library Catalog: filsonhistorical.org/collections/library-catalog

Digital Collections: Collections includes manuscripts, photographs, images, the Jewish Community Newspaper Digital Archive, Sustaining Slavery interactive ArcGIS StoryMap, and the First American West collection. filsonhistorical.org/collections/digital-collections/

***Filson News Magazine* Archive:** filsonhistorical.org/publications/the-filson-news-magazine

***Filson Club History Quarterly* Archive:** filsonhistorical.org/publications/filson-club-history-quarterly/

Note: Members receive access to *Ohio Valley History Journal.*

University of Louisville Resources

Digital Collections: The focus is on the Louisville area. Includes some records from Simmons University. Items are being migrated from an older campus-only access system gradually. hyku.library.louisville.edu

Library Catalog: uofl.on.worldcat.org

Kenton County Public Library Resources

Kenton Library on YouTube: Several channels focus on genealogy or local history. youtube.com/@KentonLibrary

GenKY-Northern Kentucky Local History Databases: Includes cemetery records, censuses, vital records, church records, city directories, court records, hospital records, military records, organizational records, school records, coroner's records, and many other local history resources. genky.kentonlibrary.org/gendb.php

Facts and Places – Northern Kentucky Photographic Archives: facesandplaces.kentonlibrary.org

Special Collections and Archives: A description of their special collections with links to finding aids and digitized records. kentonlibrary.org/genealogy/special-collections-archives

Lexington Public Library Resources

Digital Archives: Divided into Community Collections, Fayette County History, Kentucky History, Kentucky Images, and Publications. The publications include newspapers, magazines, and almanacs. The Community Collection includes Catholic Church records, organization records, court records, and diaries. City directories for Fayette County municipalities are included. The Fayette County History collection includes business and organization records, churches, schools, and government records. lexpublib.org/digital-archives

Tales from the Kentucky Room podcast: Stories of Lexington's history and people. lexpublib.org/podcasts/kentucky-room

Paid Sites

Ancestry.com: A catalog search for the word Kentucky in the title yielded more than 216 databases in February 2023. ancestry.com

Fold3.com: Although it includes other record groups, it is indispensable for military research. fold3.com

GenealogyBank: Offers access to some Kentucky newspapers and obituaries. genealogybank.com

Newspapers.com: In February 2023, content for 173 Kentucky newspapers was included. newspapers.com

Other Resources

African Americans of the Kentucky Borderlands: Sponsored by Boone County Public Library, this site features online exhibits and a story map pertaining to African Americans in Northern Kentucky. omekas.bcplhistory.org/s/borderlands/page/home
Asbury Theological Seminary Archives and Special Collections: Holds the archives of the Kentucky Conference of the United Methodist Church. guides.asburyseminary.edu/archives
Atlas of Historical County Boundaries: Kentucky: digital.newberry.org/ahcb/pages/Kentucky.html
Berea College Digital Collections: Offers digital collections covering the college, the area, and the Southern Appalachians. berea.access.preservica.com
Boyd County Public Library Databases: Local databases include cemetery, obituary, and marriage indexes beginning with either Ashland or Boyd County in the database listing. Other databases require a library card or in-person visit to access. thebookplace.org/databases
Chronicles of Boone County: Resource with digital resources on the history of Boone County. omekas.bcplhistory.org/s/cbc/page/home
Civilian Conservation Corps in Mammoth Cave National Park: Part of the Open Parks Network Collection. openparksnetwork.org/explore/collections/maca-ccc/
Cyndi's List: Kentucky: For specific counties, click on "counties." cyndislist.com/us/ky/
Daviess County Public Library Kentucky Room Digital Collections: Contains photos, postcards, telegrams, family files, oral histories, and more. dcpl.contentdm.oclc.org/digital/
Digital Library of Appalachia: Collection contains materials digitized by Berea College, Kentucky Christian University, Lindsey Wilson College, Union College, University of Pikeville, and University of the Cumberlands. dla.contentdm.oclc.org/digital/
Eastern Kentucky University Digital Collections: Includes a wide variety of resources such as family papers, ledgers, organization records, photographs, family Bible records, land grants, personal papers, scrapbooks, maps, church records, and more. digitalcollections.eku.edu/collections/browse
Elizabethtown College Hess Archives and Special Collections: College yearbooks, catalogs, newspapers, magazines and Brethren Church archives. etown.edu/library/archives/index.aspx
FamilySearch Catalog: familysearch.org/search/catalog
FamilySearch Wiki: Kentucky, United States Genealogy: familysearch.org/en/wiki/Kentucky_United_States_Genealogy
Hopkinsville Community History Archive: An obituary index for the Kentucky New Era (1813-2021). hopkinsville.advantage-preservation.com

Kentucky Department of Transportation Historical Maps: transportation.ky.gov/Planning/Pages/Historical-Maps.aspx
Kentucky Digital Library: This statewide collection includes the Northern Kentucky Newspaper Index, the Louisville Newspaper Obituary Index, photos, college catalogs, yearbooks, manuscript collections, and more. (Note: Louisville Free Public Library uses this for their digital collections.) kdl.kyvl.org/digital
Kentucky Genealogical Society: This society offers many webinars and seminars (some at a cost) about Kentucky research. Their members receive access to resources such as early statehood tax list images, auto registrations, and vital records as well as a quarterly digital newsletter. kentuckygenealogicalsociety.org
Kentucky Land Office: Military warrants issued for service in the French & Indian War, Lord Dunmore's War, and the Revolutionary War can be found here as well as non-military warrants, patents, and other land-related databases. sos.ky.gov/land/Pages/default.aspx
Kentucky Photo Archive: From Lexington Herald-Leader's collections. kyphotoarchive.com
KYGenWeb (part of USGenWeb): kygenweb.net
Library of Congress Digital Collections: Includes many things useful to Kentucky research including many Sanborn Fire Insurance Maps. loc.gov/collections
Linkpendium: Kentucky: linkpendium.com/ky-genealogy/
McCracken County Public Library: Some special resources include Roth Funeral Home Records, a link to the city clerk's digitized records, a link to Oak Grove Cemetery records, finding aids and descriptions of their collections, a blog, and a small digital collection. mclib.net/history/
Middlesboro-Bell County Public Library: Bell County cemeteries, a county history, births and deaths, and municipal histories. bellcpl.org/genealogy.html
Morehead State University Special Collections: Special collections include a genealogical collection, theses and dissertations, manuscripts, oral histories, and an Appalachian and Kentucky collection. research.moreheadstate.edu/special_collections
Murray State University Special Collections: Includes newspaper and obituary indexes as well as digitized yearbooks and local history books. lib.murraystate.edu/specialcollections/
Northern Kentucky University Digital Repository: Includes maps of the Cincinnati/Northern Kentucky area, manuscripts, family papers, oral histories, and finding aids. dspace.nku.edu
PERSI (Periodical Source Index): Use this resource from Allen County Public Library to locate periodical articles relating to the state of Kentucky or specific Kentucky counties and topics. genealogycenter.info/persi/

Southern Baptist Theological Seminary Archives & Special Collections: Some Baptist minutes collections are digitized. Finding aids for church minutes and church histories held by the library are provided. Academic catalogs, Woman's Missionary Union Training School Records, the Kentucky Southern College Collection, and collected personal papers may interest researchers. archives.sbts.edu/special-collections
Transylvania University Special Collections: Includes some yearbooks and student newspapers as well as a collection relating to their medical school from the early 19th century to the eve of the Civil War. libguides.transy.edu/Speccoll
University of Pikeville Digital Collections: Includes photos, college catalogs, yearbooks, World War II scrapbooks, and more. Their collection at Internet Archive also includes *Pike County, Kentucky Historical Papers*.
libguides.library.upike.edu/UPIKEdigitalcollections
Western Kentucky University Digital Commons: Includes genealogical records, obituaries, censuses, letters, family Bibles, marriage records, oral histories, obituary indexes, archives of genealogical and historical society periodicals, and more.
digitalcommons.wku.edu/disc/

Don't Forget

- Order vital records from the Office of Vital Statistics. chfs.ky.gov/agencies/dph/dehp/vsb/Pages.default.aspx
- Some counties allow you to order county records for a small fee. Be sure to check the County Clerk's website.
- Always check catalogs of small libraries in the county or nearby counties that may hold unique items in their collections. This includes public libraries, community college libraries, college and university libraries, museums, and other special libraries. Many of these will do lookups free or for a small fee. Members of the Kentucky Museum and Heritage Alliance may be found at kymuseums.org/directory/.
- The libraries in bordering states sometimes contain materials relevant to Kentucky. Be sure to check Cincinnati Public Library, Evansville's Willard Library, and Huntington's Cabell County Public Library if your ancestor was across the river from one of these cities. Newspaper indexes may especially be useful.

The Jewish Community of the Caribbean: The Roots of Jewish America

W. Todd Knowles AG

Session T144

Overview:

Jews began to arrive in the Caribbean in the late 1490's. This was because of the Jews being driven out of Spain and Portugal during the Spanish Inquisition. Communities were established throughout the Caribbean, many of which were well before the arrival of the Mayflower at Plymouth Rock. In this class we will discuss those communities and the people who then established themselves in the early Jewish communities of the United States.

Early Jewish Communities.

- **Jamaica**. In 1494, Luis de Torres, arrived in Jamaica as an interpreter to Christopher Columbus. In 1530, the first group of Portuguese-Spanish Jews settled in Spanish Town (St. Jago de la Vega).
- **Curacao**. Established their first Congregation in 1651. In 1730, they built Mikve Israel-Emanuel, the oldest synagogue in continuous use in the western hemisphere.
- **St. Thomas**. First Jews arrived in 1655 as traders when St. Thomas was under the rule of Denmark. In 1796, the first synagogue was established on St. Thomas.
- **Suriname**. In the early 1630's, the first Jews arrived from Holland and Italy. They are soon joined by Jews from Spain and Portugal. The first synagogue on Suriname is built in 1672.
- **Barbados**. The island was first colonized in 1627 and about a year later Spanish and Portuguese Jews, arrived from Dutch Brazil, Suriname, Germany and England. Most of the community were Sephardic Jews, and in 1854 the first Sephardic synagogue, was established in Bridgetown. It was called K.K. Nidhei Israel ("The Dispersed ones of Israel").

What cities in the U.S. were most influenced by Caribbean Jews?

After settling in the Caribbean Islands, many Jewish families made their way into the United States. They came for various reasons, usually to establish themselves as leaders

of industry and government leadership. We will discuss some of these people who made a name for themselves in the Jewish communities listed below.

- Charleston
- New York City
- Philadelphia
- Newport
- Others

BIBLIOGRAPHY

Delevante, Marilyn and Alberga, Anthony. *"The Island of one people: an account of the history of the Jews of Jamaica"*. Kingstone, Jamaica: Ian Randle Publishers, 2006.

Barnet, Richard D. and Wright, Philip; edited by Yoffe, Oron. *"The Jews of Jamaica: tombstone inscriptions 1663-1880"*. Jerusalem, Israel: Ben Zvi Institute, 1997.

Arbell, Mordechai. "*The Jewish nation of the Caribbean; the Spanish-Portuguese Jewish settlements in the Caribbean and the Guianas"*. Jerusalem, Israel: Gefen Publishing House, 2002/5762.

Ben-Ur, Aviva and Frankel, Rachel. *"Remnant stones: the Jewish cemeteries of Suriname: epitaphs"*. Hebrew Union College Press, 2009.

Elzas, Barnett Abraham. *"The Jews of South Carolina from the earliest times to the present day"*. Spartanburg, South Carolina: Reprint Co. Publishers, 1972.

Gutstein, Morris A. *"The story of the Jews of Newport: two and a half centuries of Judaism, 1658-1908."* New York, New York: Bloch, 1936.

Cohen, Judah M. *"Through the sands of time: a history of the Jewish community of St. Thomas, U.S. Virgin Islands."* Lebanon, New Hampshire: University Press of New England for Brandeis University Press, 2004.

Dobson, David. *"The people of the Windward Islands, Trinidad and Tobago, and Curacao 1620-1860"*. Baltimore, Maryland: Genealogical Publishing Company-Clearfield Company, 2019.

WAS MY VIRGINIA ANCESTOR A HESSIAN?

Craig R. Scott, CG, FUGA
700 Falls Road
Rocky Mount, NC 27804
crscott@HeritageBooks.com

What is a Hessian?

The Need for Auxiliaries

The Treaties

Where were the troops from?

The British purchased the services of 30,000 German Soldiers for $150,000, all of which went into the royal coffers of the German princes.

Place	Number sent	Not returned home
Hesse Cassel	16,992	6,500
Hesse Hannau	2,422	981
Brunswick	5,723	3,015
Anspach - Bayreuth	2,553	1,178
Anhalt Zerbst	1,152	168
Waldeck	1,225	720
Totals	30,067	12,562

Note: 7,754 dead and 4,808 remained in America...

HETRINA (Hessische Truppen im Amerikanischen Unabhangigkeitskrieg = Hessian Troops in the American Revolution) 6 vols. Hetrenia)

4921	MEDERN,VON	FRIEDRICH MORIT	0/ 0	GRUENINGEN	D6301	PL	LEG1	13	10.1776	8836
4922	MEHLIS	WENDEL	1751/52	WEISSENBORN	D3441*	GR	GRF4	01	5.1776	SR85
4923	MEHLIS	WENDEL	0/ 0	WEISSENBORN	D3441*	GR	GRF4	07	3.1777	8839
4924	MEHRMANN		1724/25	RINTELN	D3260*	GR	MNG3	01	0.1775	A964
4925	MEIBERT	HERMANN	1740/41	ELGERSHAUSEN	D3501*	GR	LEG4	01	0.1775	A964
4926	MEIBERT	HERMANN	1740/41	ELGERSHAUSEN	D3501*	GR	LEG4	01	2.1783	SR55
4927	MEIBERT	JOHANNES	1757/58	KIRCHBAUNA	D3501*	GR	GRF1	01	5.1776	SR85

Hessian Prisoners

Hessian Prisoner of War camps

Lancaster, York, Carlisle, Lebanon, Reading, Philadelphia, Cambridge (Winter Hill), Mount Hope, Morris County, N.J., Leesburg, Va., Worchester, Mass., Rutland, Mass. (or is this Vt.), Frederick, Md., Winchester, Va., Charlottesville, Va.

Peace of 1783, all regular German troops were shipped back to Germany

Ways that Hessian soldiers remained behind:

Regularly and honorably discharged from their unit.
Deserted from their unit without permission
After escaping from prisoner status, joined either a Loyalist or British army unit and was discharged at the end of the war
Escaped from prisoner status in America, found sympathizers, married in America. May have stayed in America or gone to Canada
Returned to Germany after their tour of duty and after desertion or discharge in Germany, returned either alone or with family to North America.
Purchased freedom while prisoner of war
Some asked to stay, some were allowed, some were not. Some of those who were not given permission to stay deserted from their units and remained behind.
Chasseurs wanting to stay in Canada were generally able to get discharges

How to begin research

The secret to Hessian research is to forget that they are Hessians in the beginning and research them as you would any other American. Learn all there is to know about them and then decide if they are really Hessians or not. They could be from Hesse and not Hessians soldiers.

Franklin and Marshall College

library.fandm.edu/archives/jsha

Johannes Schwalm Historical Association

http://jsha.org/jshaprim.htm

Registry of Researched Soldiers - contains brief biographies of soldiers who are known to have remained in North America and became the progenitors of an American or Canadian family.

Registry of Partially Researched Soldiers - contains names of men who are believed to have remained in North America but whose genealogies have not yet been researched fully.

Open Investigations - is a list of men in the very early stage of study.

Bulletin Board - these are men who remained in North America and who have been positively identified as Hessian ancestors by today's researchers. While certainties of their histories and genealogies are not yet established, the evidence suggests strong connections.

AMREV-Hessian mailing list

https://freepages.rootsweb.com/~amrevhessians/military/names.htm

Evangelical and Reformed Historical Society

erhistoricalsociety.org/

Lutheran Archives Center at Philadelphia

lacphila.org/

German archives

Hesse-Cassel - Hessisches Staatsarchiv in Marburg, Germany
Wiesbaden and Darmstadt.

Brunswick - Duchy of Braunschweig - Niedersachsisches Landesarchiv in Hannover, Germany.

Ansbach-Bayreuth - Die staatlichen Archive in Bayern.

Additional sources: The Sons of the American Revolution Library, David Center for the American Revolution at the American Philosophical Society, U.S. Army Military History Institute, the Clements Library at the University of Michigan, the Library of Congress, the New York Public Library, the Historical Society of Pennsylvania, and the Daughters of the American Revolution.

Bibliography

Auerbach, Inge and Otto Froehlich. *HETRINA (Hessische Truppen im Amerikanischen Unabhangigkeitskrieg,* 6 vols. Marburg : Archivschule Marburg, 1972-1987.

DeMarce, Virginia Easley. *Mercenary troops from Anhalt-Zerbst, Germany, who served with the British forces during the American Revolution* McNeal, Ariz.: Westland Publications, 1984.

Merz, Johannes Helmut. *Guide to help you find your Hessian soldier of the American Revolution* [Hamilton, Ont.: J.H. Merz, 2001]

Reuter, Claus. *Brunswick troops in North America, 1776-1783: index of all soldiers who remained in North America,* Berwyn Heights, Md.: Heritage Books, 1999.

Scott, Craig R., Researching Hessian Soldiers in the Revolutionary War, NGS Magazine 46:2, April-June 2020, p. 26-33.

Smith, Clifford Neal. *Brunswick deserter-immigrants of the American Revolution* Thomson, Ill. : Distributed by Heritage House, 1973.

Smith, Clifford Neal. *Mercenaries from Ansbach and Bayreuth, Germany, who remained in America after the Revolution* Thomson, Ill.: Distributed by Heritage House, 1974.

Smith, Clifford Neal. *Muster rolls and prisoner-of-war lists in American archival collections pertaining to the German mercenary troops who served with the British forces during the American Revolution,* DeKalb, Ill. : Westland Publications, 1974-1976.

This list does not include the many works of Bruce Burgoyne, which transcribe many histories, diaries, and letters of Hessian soldiers. See HeritageBooks.com with search "Bruce Burgoyne."

LET YOUR FINGERS DO THE WALKING!

EXPLORING CITY DIRECTORIES, TELEPHONE BOOKS & CRISS-CROSS DIRECTORIES

Ari Wilkins
awilkins@blackgenesis.com
All rights reserved. ©

City Directories
City directories have been around long before telephone books. Published as early as the 18th century, they were created for salesmen, merchants, and others interested in contacting residents of an areas. They were published on an annual basis.



City directories provided an alphabetical listing of individuals (generally by head of household) and an address. They sometimes included: names of spouses, marital status, and the name of the employer. Most editions included a business directory. Some directories were published as county or rural directories.

Common publishers: R. L. Polk, Cole's, Williams, Worleys

Street Address Directories
(also known as Street and Avenue Guide, Street Directories, House Directories, or Householder's Guide)



Street Address Directories are a separate section usually located at the end of the city directory. This section lists properties by address. Streets are listed in alphabetical order with intersecting streets shown. Each building on the street is listed in house number order with the name of the occupant, homeowner, or tenant.

Street address directories have been located as early as 1847.

Ari Wilkins

Let Your Fingers Do the Walking: Exploring City Directories, Telephone Books, and Criss-Cross Directories

Criss-Cross Directories
(also known as Kriss Kross Directories)

Criss-cross directories list all the people who live in a town by street address, house number, and then by name.

Some criss-cross directories contain listings organized by telephone number or telokey.

Criss-cross directories have been located as early as the 1930's.



Telephone Exchange Directories
(also known as Phone Directories or Telephone Books)

Telephone Exchange Directories were created in the late 19th and 20th centuries. These directories were usually organized by name.

Exchange directories could cover a single city, an entire state or even a geographic region.

Publishers: Telephone companies



Other Directories

- Property Ownership Directories
- Ethnic Directories
- Mortuary Directories

TIPS

- Read the front matter of the directory to determine the scope of information covered
- Read the legend to understand the abbreviations and symbols
- Check the "Additions, Corrections, and Removals" section
- Make a list of surname spelling variations
- Search city directory databases using wildcards or search by address
- Check libraries, historical societies, and online resources for directories

#NGS2023GEN

RESOURCES

Websites current as of February 2023

Ancestry. Accessed 22 February 2023. ancestry.com/.

Bradbury, Connie. "I Love City Directories." *NGS News Magazine* 31, no. 2 (2005): 35–37.

Burton, Robert E. "City Directories in the United States, 1785-1820: A Bibliography with Historical Notes," 1956.

"City Directories of the United States of America." Genealogy Research Associates, Inc. Accessed 21 February 2023. uscitydirectories.com/.

Curlee, Karleen. "The Rise and Fall of the Phone Book." *Novel Pathways: Thoughts on Travel, Books and Life* (blog), 21 October 2021. novelpathways.com/uncategorized/the-rise-and-fall-of-the-phone-book/.

Digital Public Library of America. Accessed 22 February 2023. dp.la/.

"Directories." Directories – The Ancestor Hunt. Accessed 22 February 2023. theancestorhunt.com/directories.html.

Everett, Robin. "The ABC's of City Directories." *Wyoming Postscripts* (blog). Wyoming State Archives, 14 October 2014. wyostatearchives.wordpress.com/2014/10/17/the-abcs-of-city-directories/.

FamilySearch Wiki. "City Directories." FamilySearch Wiki, 4 January 2022 : accessed 22 February 2023. familysearch.org/en/wiki/City_Directories.

Fold3. Accessed 22 February 2023. fold3.com/.

Giannini, Diane L. "Using Obituaries and City Directories with the Census as Your Guide." *NGS Magazine* 37, no. 4 (2011): 25–28.

Goodwin, Aaron. "Genealogical Puzzle Solved: City Directories." *NGS Monthly* (blog). National Genealogical Society, April 2021. ngsmonthly.ngsgenealogy.org/?s=city+directories .

HathiTrust Digital Library. Accessed 22 February 2023. hathitrust.org/.

"How to Research a Family Business: City Directories." Research Guides at New York Public Library Research Centers. 30 January 2023. libguides.nypl.org/familybusinessresearch/citydirectories.

"Internet Archive: Digital Library of Free & Borrowable Books, Movies, Music & Wayback Machine." Accessed 22 February 2023. archive.org/.

MyHeritage. Accessed 1 March 2023. myheritage.com/.

Peeples, Lynne. "Death of the Directory: When Was the Last Time You Opened a Phone Book?" *Scientific American* (blog), 27 August 2009. blogs.scientificamerican.com/news-blog/death-of-the-directory-when-was-the-2009-08-27/.

Philibert-Ortega, Gena. "Genealogy Tip: City Directories in the Newspaper." *Genealogy Bank* (blog), 16 September 2016. blog.genealogybank.com/genealogy-tip-city-directories-in-the-newspaper.html.

Philibert-Ortega, Gena. "Genealogy Tip: Using Directories to Find Your Female Ancestor." *GenealogyBank* (blog), 22 August 2016: accessed 22 February 2023. blog.genealogybank.com/genealogy-tip-using-directories-to-find-your-female-ancestor.html.

Sutton, Philip. "Direct Me NYC 1786: A History of City Directories in the United States and New York City." (blog) New York Public Library, 8 June 2012: accessed 22 February 2023. nypl.org/blog/2012/06/08/direct-me-1786-history-city-directories-US-NYC.

Szucs, Loretto Dennis, Sandra Hargreaves Luebking, and Gordon L. Remington. "Directories." Chapter. In *The Source: A Guidebook to American Genealogy*, Third edition, 325–52. Provo, UT: Ancestry Publishing/Generations Network, 2008.

Taylor, Maureen A. "The Genealogist's Guide to Directories." Family Tree Magazine, 18 January 2023. familytreemagazine.com/records/directory/city-directories-genealogy/.

Terrell, Ellen, and Gulnar Nagashybayeva. "Directories by Address: Inventories of Library Collections." *Inside Adams Blog* (blog). Library of Congress, 23 March 2020. guides.loc.gov/address-directories/introduction.

Weaver, Dan. "Collecting and Using City Directories." *Biblio*. Accessed 22 February 2023. biblio.com/book-collecting/what-to-collect/collecting-and-using-city-directories/.

The Law of the Land: Inheritance in Early Virginia©

Vic Dunn, CG
www.virginiaancestry.com
victor.dunn@virginiaancestry

In General

Common law:

- There is no provision to prevent the disinheriting of children by will. However, the ancestor could not give away the heir-at-law's lands without his consent.
- Infants, over 14 for boys and 12 for girls, of sufficient discretion could make a will.
- Idiots and the insane were forbidden to make a will as were those "grown childish by reason of old age or distemper, such as have their sense besotted with drunkenness …. All these are incapable, by reason of mental disability to make any will so long as such disability lasts."
- Feme Coverts are incapable of devising lands or disposing of chattels except when personal property is given to them for their sole and separate use.
- Certain criminals are unable to make wills.
- No nuncupative wills valid for estates over £30 unless proven by three witnesses, and other rules applied regarding where the nuncupative will was made as well as time restrictions for proving the will.
- Wills written in the testators own hand did not need to be witnessed.
- An infant was capable of administering an estate once he reached the age of 17. Administrations granted to the spouse then to children then to parents, then to brothers, grandfathers, uncles and nephews (and the females of each class) and lastly to the cousins. Half-blood is admitted to administration – therefore the brother of the half-blood shall exclude the uncle of the whole blood. If no family member will take on the administration, then it may be granted to a creditor.

Colonial Virginia Law:

- November 1646 - All estates to be probated at the county court (as opposed to James City) where the deceased individual resided.
- December 1656 - Executors or overseers of testate individuals to be held liable the same as administrators of intestate estates.
- March 1661/2 - Administers to have sufficient security to administer estates.
- September 1672 - County court has discretion to dispose of orphan's estates to the best of their judgment and advantage of the orphans.
- April 1679 - Act passed to safeguard orphans estates indicated that justices were required to ensure that administrators had sufficient security to administer estates, if not they were liable for embezzled estates.

© Victor S. Dunn, 2023.

- September 1696 - Females marrying between the age of 12 and 16 without consent of parent and guardian shall loose rights to all such lands, tenements and hereditaments of such female, and they were to go to her next of kin who would have inherited upon the death of the female. Estate then to revert to female once the husband died.
- October 1705 - Any person making a will leaving one or two children and no more could not leave more than 2/3 of his estate to someone other than his wife and must leave at least 1/3 to her. If he has more than two children, he must leave his wife at least a child's part. If there are no children, she is to receive at least half. If the will did not follow these specifics, she could sue to have the will declared null and void. The act of 1727 required the wife to make the application within nine months.
- November 1711 - Law directing county where estates to be administered.
- November 1711 - Original wills to remain in the clerk's office.
- November 1711 - Estates over 50 pounds could be probated in the General Court.
- February 1727 - An infant over age 18 could dispose of a slave by will.
- May 1730 - Law regarding duties of administrators and guardians passed.
- 10 June 1751 (October 1748 session) - "An Act directing the manner of granting probates of Wills and Administration of Intestates Estates" -if lands of a testator or any part thereof are devised away from the heir or heirs at law, the court shall summon the heir or heirs and they may contest the will if they see fit. All devises and bequests of real estate must be in writing and witnessed by two people or wholly written in the devisor's own hand. Nuncupative wills not valid if over 10 pounds unless witnessed by two or more witnesses; "nor unless it be proved that the testator, at the time of pronouncing the same did bid the persons present, or some of them, bear witness, that such was his will, or to that effect; nor unless such nuncupative will were made in the time of the last sickness of the deceased, and in the house of his or her habitation or dwelling, or where he, or she hath been resident for the space of ten days, or more, next before the making of such will; except where such person was surprised or taken sick, being from his or her own home, and died before he or she returned to the place of his dwelling."

Colonial Intestacy

Common Law – Real Property:

- Estates never lineally ascend.
- Male issue is preferred to female.
- Eldest male shall inherit, but if th ere are no males, the females inherit equally. Lineal descendants of any deceased person shall represent their ancestor and stand in the same place as if he were still living. This is called succession in stirpes according to the roots.
- Upon the failure of lineal descendants or issue, the inheritance shall pass to his collateral relations being of the blood of the first purchaser. Collateral kinsmen must be of the whole blood to the person last seized to inherit.

- In collateral inheritances the male stocks shall be preferred to the female "that is, kindred derived from the blood of the male ancestors however remote, shall be admitted before those from the blood of the female, however near" unless the land descended from a female.

Common Law: Personal Property (Includes some English statutory acts):

- 1/3 to widow and residue to children in equal shares or their representatives if the child is dead.
- If no children then ½ to widow and ½ to next of kin.
- If no widow then to children.
- If no widow or children then to the next of kin in equal degree and their representatives; but no representatives beyond the children of the intestates brothers and sisters.
- Order of next of Kin: 1.mother and father 2. Brothers and sisters – if the father is dead, then the mother and siblings divide into equal portions. Distributions made by intestate including real property (except those made to heir at law) to be accounted for to equalize distribution (hotchpot). If all heirs are of the same degree, then they take per capita, but if of mixed degrees then they take per stirpes.

Colonial Virginia Law (both real and personal property):

- March 1661/2 - After payments of debts and funeral charges, widow to receive 1/3 of personal estate and the other 2/3 to children and if any children die before coming of age, their portion to be divided among survivors. September 1664 - In intestate estates, all assets to be divided equally into thirds and the widow to have her choice after the division.
- October 1673 – Widows of intestates to receive 1/3 of real property during her natural life. Widow to receive 1/3 of personal property if there are one or two children. If more than two children then the estate to be divided among the children and widow share and share alike. Husband may give wife more by will than allowed by this law, but not less.
- October 1705 – Slaves were to be treated as real property. However they could be seized in payments for debts. After the widow's dower was set off, the heir received all the remaining slaves but he was to pay his siblings for the value of such slaves. In February 1727, an act was passed to clarify provisions of this law.
- October 1705 – Law for intestate estates – wife to receive 1/3 of personal property and remainder to children, and such persons as legally represent such children. Distributions made by intestate including real property (except those made to heir at law) to be accounted for to equalize distribution (hotchpot). If any children died without wife or children then their property to be divided in equal shares among the mother and the surviving children. If all children die in lifetime of mother intestate then the portion of the last child dying to go in one moiety to the mother and the other moiety to the next of kindred of the father and if father has no kindred, then all to the wife. If there are no children then one moiety to wife and one to husband's next of kindred. "Provided, that there be no representations admitted amongst collaterals, after brothers' and sisters' children. And in case there be no wife then all the said surplusage to be distributed equally to and amongst the children. "And in case there be no child, then to the next

of kindred in equal degree of or unto the intestate, and their legal representatives, as aforesaid; and in no other manner whatsoever." Widow to receive 1/3 of lands, and until such dower is assigned, it shall be lawful for her to remain in the mansion house and messuage or plantation without being chargeable to pay the heir any rent for same.

- November 1711 - In the case of intestate estates or where executors refuse to administer the estate, the administrators are appointed in the following order: (1) spouse (2) child or legal representatives (3) father or mother (4) siblings (5) next of kin as uncles or aunts and if they fail to others of more remote degree.
- 10 June 1751 (October 1748 session) - "Act for distribution of Intestate estates" – reiterated prior acts.

Post-colonial Intestacy to 1800

1 January 1787 (enacted October 1785) - "An act directing the course of descents" Real estate to go to kindred male and female:

1. To his children if none …
2. To his father. If none…
3. To his mother, brothers, sister and their descendants, or such of them as there be, if none…
4. Divided into two moieties one to go to the paternal side and the other to the maternal
5. First to the grandfather. If none…
6. To the grandmother, uncles and aunts on the same side and their descendants. If none…
7. To the great grandfathers. If none…
8. To the great grandmothers and the brothers and sisters of the grandfathers and grandmothers, and their descendants
9. "And so on in other cases without end; passing to the nearest lineal male ancestors, and for the want of them to the lineal female ancestors in the same degree, and the descendants of such male and female lineal ancestors, or to such others as there be."
10. Person must be "in being and capable in law to take as heirs at the time of the intestates death."
11. If there be no kindred on the paternal side then it goes to the maternal and vice-versa.
12. If there are heirs of the whole blood and ½ blood, then those of the ½ blood take half of what those of the whole blood take. If all be of the half blood they shall have whole portions only giving to the ascendants (if there be any) double portions.
13. "And where the children of the intestate, or his mother, brothers, and sisters, or his grandmother, uncles, and aunts, or any of his female lineal ancestors living, with the children of his deceased lineal ancestors male and female in the same degree come into the partition, they shall take per capita, that is to say by persons; and where a part of them being dead, and a part living, the issue of those dead have right to partition, such issue shall take per stirpes, or by stocks, that is to say, the share of their deceased parent."
14. Real estate received by children of the deceased or their issue to be put in hotchpot.

15. Ancestors of foreign birth are not a bar to inheritance. Bastards can inherit and transmit an inheritance through their mother.
16. If a man having one or more children by a woman shall afterwards marry her, such children, if recognized by him, are legitimate.
    - Any sane person over 21 except a married woman could make a will devising real estate which must be wholly written by himself or attested by two witnesses. A posthumous child not provided for in a father's will written when he had no child living to receive the same portion as if he had died intestate. Amended in 1794.
    - A person over the age of 18 could dispose of his chattels by will.
    - Nuncupative wills must be made in the time of the last sickness at his habitation or where he has resided for ten days except where he is taken sick from home and dies before returning. If the value exceeds ten pounds, it must be witnessed by two or more people.
    - Widow had one year from husband's death to renounce the terms of the will.
    - Same terms of descent applied with regard to goods and chattels of an intestate.
    - If no executor or administrator qualifies within 3 months of deceased's death, the sheriff to act as administrator.

- December 1790 - "That whensoever any lands shall descend from a person dying intestate to two or more heirs, any one of whom shall be an infant, feme covert, non compos mentis or beyond sea, and the dividend of each heir shall not exceed the value of thirty pounds in the opinion of any court herein after mentioned, it shall be lawful for the high court of chancery, or the court of the county or corporation in which such lands or the greater quantity of them lieth, to direct the sale of the said lands, and the distribution of the money arising therefrom, according to the rights of each claimant: Provided always, That each heir residing within this Commonwealth, shall be first duly summoned to show cause, if any he can, against such sale; and where any heir shall reside without this Commonwealth, the Court shall make an order for publication, which order being inserted in the *Virginia Gazette* for eight weeks successively, shall be considered a summons. "
- December 1790 - "Where one or more slaves shall descend from a person dying intestate, and an equal division thereof cannot be made in kind, on account of the nature of the property, it shall be lawful for the high court of chancery, or the court of the county or corporation, by which the administration to the estate of the intestate was granted, to direct the sale of such slave or slaves, and the distribution of the money arising therefrom, according to the rights of each claimant. Provided always, That each claimant shall be first duly summoned to show cause, if any he can, against such sale."
- December 1790 - "Where an infant shall die without issue, having title to any real estate of inheritance derived by purchase or descent from the father, the mother of such infant shall not succeed to or enjoy the same or any part thereof, by virtue of the above recited act, if there be living any brother or sister of such infant, or any brother or sister of the father, or any lineal descendant of either of them. Saving however, to such mother any right of dower which she

may claim in the said real estate of inheritance. "…and vice versa for lands derived from the mother except the father shall be granted his curtesy in the property. An amendment was made in 1794 that prevented half-siblings not of the blood from which the land was derived from inheriting.

- December 1792 - All negro and mulatto slaves considered personal property.

Entailment

Common Law:

- Called a conditional fee or fee tail descended to certain lineal descendants such as the "heirs male of his body" to the exclusion of collaterals or other heirs.
- Tails could be general – "to the heirs of his body begotten," or tail special – "to the heirs of his blood, on Mary his now wife begotten."
- "And as the heir male must convey his descent wholly by males, so must the heir female wholly by females."
- Lands held in fee simple have no restrictions and are descendible to the heirs whether male or female, lineal or collateral.
- Personal Chattels could not be entailed.

Virginia Law:

- October 1710 - Entailed estates can only be cut off by acts of the general assembly.
- February 1727 - Slaves could also be entailed along with lands.
- August 1734 - Entailed lands could be sold if the value did not exceed 200 pounds sterling. October 1748 law clarified provisions.
- October 1776 – Entailment of lands and slaves abolished. Lands to be converted to fee simple.

Bibliography:

Henning, William Waller. *The Statutes at Large: Being a Collection of All the Laws of Virginia…*, 13 Vols. 1819-1823; reprint, Charlottesville, Va.: University Press of Virginia, 1969. Also available online at vagenweb.org/hening/index.htm.

Little, Barbara Vines. *Inheritance in Colonial Virginia*. Richmond, Va.: Virginia Genealogical Society, 2007.

Shammas, Carole, Marylynn Salmon, and Michel Dahlin, *Inheritance in America: From Colonial Time to the Present*. Galveston, Texas: Frontier Press, 1997.

Salmon, Marylynn. *Women and the Law of Property in Early America*. Chapel Hill, N.C.: The University of North Carolina Press, 1986.

Tucker, St. George. *Blackstone's Commentaries: With Notes of Reference to the Constitution and Laws of the Federal Government of the United States and the Commonwealth of Virginia*, 5 Vols. 1803; reprint, Union, New Jersey: The Law Book Exchange, 1996. Also available online at lonang.com/library/reference/tucker-blackstone-notes-reference/.

Using Ohio Tax Records to Find Family

By: Dana Palmer, CG®, CGL(SM)
dana@treasuredlineage.com
www.treasuredlineage.com

Where Can I Find Tax Records?

Ohio tax records are filed in the auditor's office at the county level. The Ohio History Connection (state historical society) has duplicate copies of many tax records for the state on microfilm in their repository. Sometimes the originals (filed in book format) can be found at the local auditor's office or county archives.

Historical tax records (1803-1838/1850) for most counties can be found online at FamilySearch in the catalog for the specific county under the tax category. (https://familysearch.org/search/catalog) Some counties (Ashtabula, Belmont, Carroll, Columbiana, Guernsey, Harrison, Jackson, Jefferson, Monroe, Trumbull, and Washington) for the years 1816 through 1838 also have indexes in the historical record collection on FamilySearch (https://familysearch.org/search/collection/1473259). For earlier tax years go to https://www.familysearch.org/search/catalog/451489?availability=Family%20History%20Library

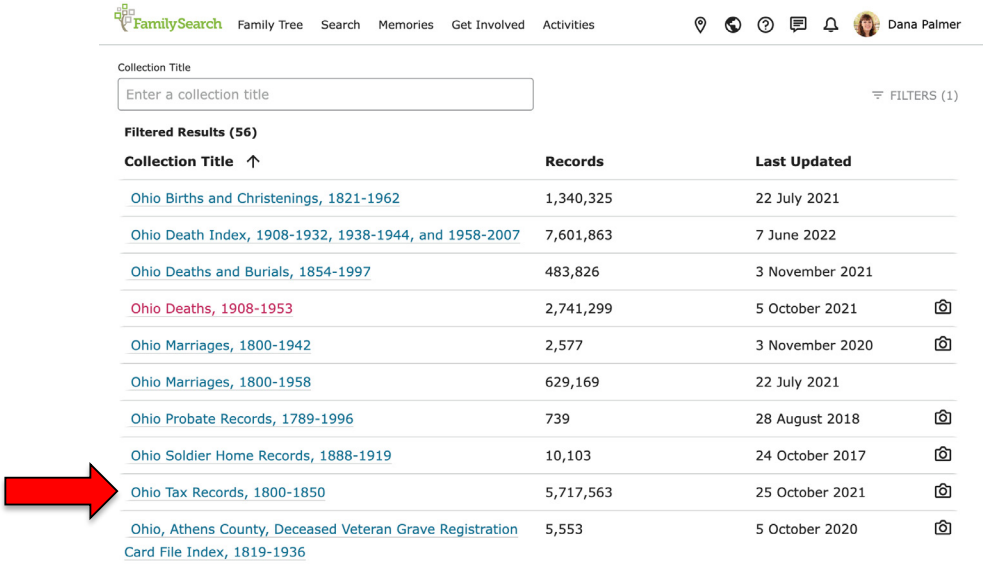





#NGS2023GEN

Why Do I Want to Use Tax Records?

Tax records can provide information about property ownership and real estate, which can lead to other records such as deeds or probate records. Inclusion in the tax list proves that person was alive in that locality for the year preceding the year they were taxed. Tax records can be helpful to distinguish people with the same name living in the same area at the same time because they will be taxed on different property often for a different amount. This is especially helpful if they didn't own land.

What might be included in tax records?

- Changing ownership of property especially from the husband to the wife can help narrow down the time when the husband died.
- Distribution of land to heirs when the estate was probated whether or not there was a will. Sometimes by following the money and how the land was passed on is the only way kinship can be proven.
- A livestock count (horses, cows, etc.)
- Detailed description of the land and from whom they originally purchased it

Types of Local Taxes

- **Poll Tax** – every man over 21 and every servant over 16 years was taxed. These can be a great substitute if census records are missing. They did not have to own property to be taxed. This was sometimes known as a "Head Tax".
- **Personal Property Tax (Chattels)** – taxes paid on personal property such as horses, sheep, cattle, pigs, slaves (not in Ohio though), carriages, watches, windows, built in closets, and tea. It often also includes the amount of taxes they paid to the state and county, amount paid for the county and road tax, and amount paid for the school tax.
- **Real Estate Tax** – taxes paid for all land or property (real estate) owned in Ohio annually for the year after they resided in the location. The proprietor (landowner) was always listed along with details on the location at which they lived and for which they were taxed for property owned. It often also includes the amount of taxes they paid to the state and county, amount paid for the county and road tax, and amount paid for the school tax. Sometimes details on all males eligible to vote were included as well as the number of school age children.
- **Delinquent Taxes** – a list of people who failed to pay their taxes. Delinquent tax payers may be listed in the newspapers.
- **Inheritance Taxes** – a list of people who owed taxed for land or items they inherited from an estate.

Using Tax Records to Find Deeds

Find your ancestor in the tax records for the county in which they lived in the catalog on FamilySearch. Use the magnifying glass icon (if it exists) to narrow down and find your ancestor's name more quickly. Partial names using the wildcard * can help find people with misspelled names. Once you find them, look at the original image and note the township, section, and range (or whatever system is used for recording where they lived).

Deeds often have indexes by location and also by name. FamilySearch generally only has digitized the indexes listed by name. To search the deed indexes by location, you may need to visit the county

recorder's office in person or hire someone to obtain a copy for you. Searching for deeds by location allows you to track the property over time even if it is sold. Choose the applicable location index book and match the location exactly as you found it in the tax record. If you are unable to visit the local recorder's office to search for the location deed indexes, use the deed name index and search for them in the grantors (sellers) and grantees (index). The location may be listed in the index and is always included on the actual deed.

Keep in mind that sometimes deeds are unrecorded, especially if it was a lot sold at the creation of the town - this might be a private land sale and be recorded elsewhere such as in the probate records for an estate. Follow the property transactions over time and see if the deed was later recorded.

Make sure if you find tax or deed records online, you attach them as sources to the relevant person in the family tree on FamilySearch so other family members can benefit from your discovery.

Using Tax Records and Deeds to Find Your Ancestor's property on a Map

To find your ancestor's property on a map you will follow the similar steps as finding them on a deed.

- Identify the Ohio county or counties they resided in
- Go to the FamilySearch catalog and type in the county and state of Ohio (e.g. Ohio, Warren)
    - Scroll down to the **Taxation** category (if it exists – if not you will have to search locally) and click on the duplicate tax record link
    - Choose the applicable year(s) and click on the magnifying glass (if there is one)
    - Type in the surname or partial surname with an asterisk as well as the given name or partial given name with an asterisk (i.e. Given Name = Da* Surname = Flinn)
    - See if any matches appear, if so, click on the blue name link and view the record
    - Find their name and note the location where they resided
- Go to the FamilySearch catalog for that same county
    - Scroll down to the **Land and Property** category
    - Choose the deed collection where the author is from the recorder.
    - Scroll down and find the index
    - Search the grantor and grantees indexes for your person and note the book and page. (Sometimes genealogical societies will have indexes to these. Look for them – it wills save time).
    - Go to the deed book and click on the camera icon
    - Find the matching book and page (sometimes multiple books are on the same microfilm, so make sure you navigate and search the correct images for the book you want).
    - Note the grantors / grantees names and legal description for the land owned and see if it matches the tax records.
- Find a Map for your county close to the date they owned land
    - Many of these are in county atlases or can be found at the public libraries for that area
    - Go to the town / township where your ancestor was mentioned in the deed as residing
    - Find the applicable section on the map. Look at the names listed in that area. If your ancestor's name is not on the map, see if anyone who bought or sold property to them is listed. If not, you will have to estimate where they lived based on the legal description in the deed.

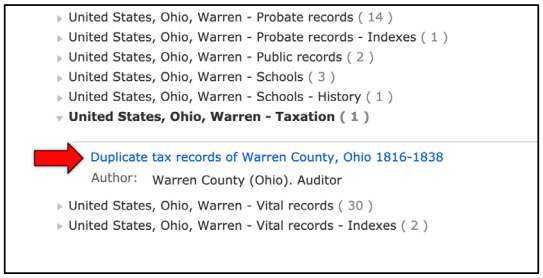

In the catalog, choose the county and then taxation



Use the magnifying glass to find your person more quickly

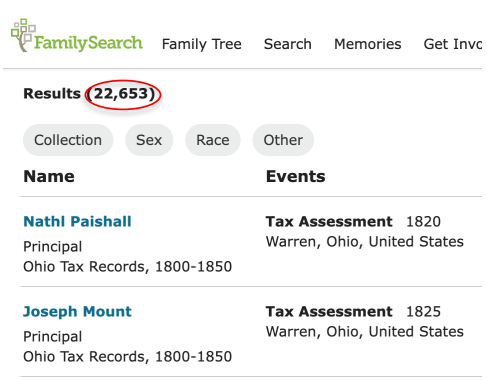

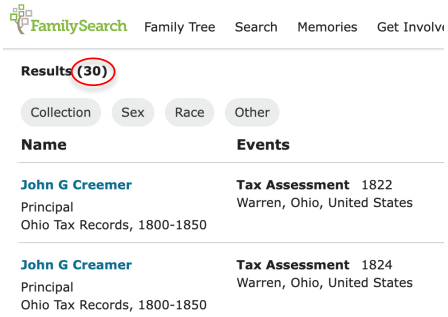

Filters for the given name of "J*" and surname "Cre*" reduce the search results significantly

Names are often misspelled; use wildcards and partial names to find people and narrow your results



1837 tax record for John Small. Notice it says he lived on military survey 854.

1838 Clinton Co. Ohio Deed Bk M p.57



This 1838 deed shows John Small was selling land on military survey 854

#NGS2023GEN

Family Tree Maker – Now and The Road Ahead

Duff Wilson

For over thirty years, **Family Tree Maker** has been helping people discover, grow and share their family trees. In this presentation, Duff will introduce some of the things for which Family Tree Maker is well-known, as well as some exciting new capabilities that are coming. This class is for all levels from beginner to advanced.

Easy to Learn and Use

Family Tree Maker can be tailored to give you a rich view that includes an index, a tree view of a person's ancestors, immediate family, and personal detail. This provides easy access to your family information and a rich view of your family tree without needing to switch between different screens.

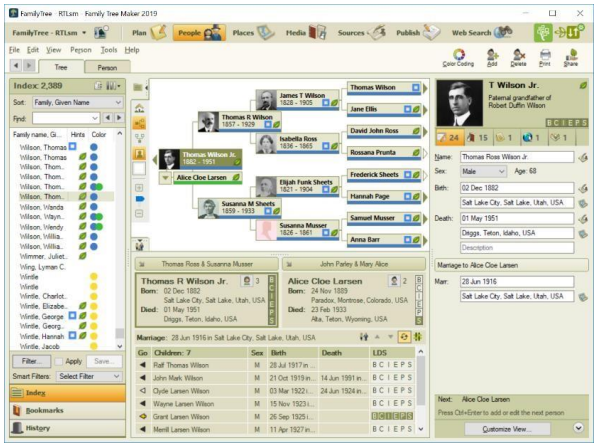

Or you can simplify the user interface to focus more on the family of the selected individual by collapsing the index panel and enlarging the family view to see all of the children.

Ancestry Integration

Do you use Ancestry? Family Tree Maker has a smooth integration with Ancestry that makes it easy to work seamlessly with both, including:

- Ancestry hints
- Record search & merge
- Syncing with your Ancestry tree
- Starting a tree from Ancestry

TreeVault Cloud Services

- FTM Connect™ mobile app viewer (for iPad, iPhone and Android). You and your relatives can view your tree on their smartphones and tablets.
- Complete copy of your tree in the cloud.
- Historical Weather™ puts color in your family story with more than a billion historical weather records. Dates will never be boring again.
- Next of Kin™ allows you to designate a successor to your TreeVault account to pass your family tree along to your heirs. You will get a certificate that could be included with a will, providing instructions and passcodes for taking over your account along with your Family Tree Maker license.



#NGS2023GEN

Turn Back Time—Keeps track of, and in case of a mistake, allows you to roll back your tree to any one of your last ONE THOUSAND changes.

Rich Color Coding—In addition to color-coding ancestors, rich color-coding allows you to color-code your ancestors' descendants throughout your entire tree.

A Few Things Coming in the Road Ahead

Sharing and collaboration—Being able to invite others to view and collaborate on your family tree—even your family tree on your desktop will soon be possible. Family Tree Maker is working on some powerful and easy ways to break through this barrier and allow family members to share, interact, and collaborate on building your family tree.



AlbumWALK— Every photo has a story or two to tell. AlbumWALK is a new product that works with Family Tree Maker to make it easy to capture the memories of those who were there when your photographs were taken. Using AlbumWALK's patented tap-talk interface, just tap a face on a photo on your smart phone or tablet, and talk about that person. Tap the next and talk. And when you have finished, AlbumWALK creates a mini-documentary, zooming in on each person as they are mentioned, along with professionally scored background music. AlbumWALK is soon to be available on iOS and Android devices, and is fully supported in Family Tree Maker.

Family Tree Maker Workspaces

Family Tree Maker has seven focus areas or workspaces each containing powerful but easy-to-use features and tools dedicated to the following Family History topics:

Plan	People	Places	Media	Sources	Publish	Web Search
Start a new tree, view information about your tree, and manage tasks.	Build your family tree and see people displayed as families and individuals.	See maps and information about the places where your ancestors lived.	Manage the media (photos, documents, & files) associated with your tree.	Manage and document the sources of your family tree information.	Create and print charts, reports, and books from your family tree.	Search Ancestry, FamilySearch, and the Internet for information about your ancestors.

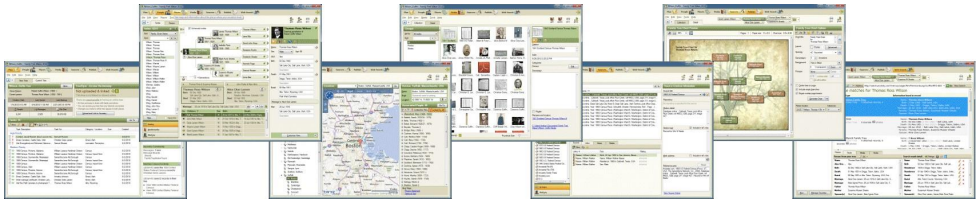

A Dozen Names for Alcina: An Identity Case Study

Margaret R. Fortier, CG®
www.mrfortier.com | mrf@ourchateau.net

Board for Certification of Genealogists® Skillbuilding Lecture

The name Alcina is not found in the baptismal records of Quebec before 1850. For over 60 years in Vermont, she was known (mostly) as Alcina Furkey (1833-1912), wife of Oscar, both born in French Canada. She was documented with numerous other names, both forenames and birth surnames as well a few variations of her married surname. What was her name at birth and who were her parents?



#NGS2023GEN

Characteristics of identity

Name Identify all names: birth name, baptismal name, given name, call name, middle names, confirmation name, anglicized or translated name, nickname, married name, legal name, dit name, alias, and variant spellings. Be aware of unique naming patterns for different groups.

Age Evidence of age is found in many records and is often approximate. Placement in birth family, legal age in place and time, eligibility for military service, of an age to have children, eligibility for naturalization, eligibility to be taxed, etc., are all clues to age.

Location Bilocation is not possible. A person can only be in one place at one time. Know the geography of the area.

Occupation Look for consistency across lifespan. A merchant in one census will probably not be an unskilled, illiterate worker in a later census.

Personal characteristics: birth family and FAN The name of a spouse can distinguish two people in the same location and of similar age. Identify individuals by birth family and by their children as well as by connections to other relatives: godparents, witnesses, sponsors, and neighbors.

Personal characteristics: socio-economic status
Consider the level of literacy, level of education, associations and club memberships, neighborhood they resided in, whether there were servants in the household, business associates, the size of their estate, did they own property, are they on tax lists, etc.

Physical characteristics Physical descriptions can be very helpful. Look at draft registrations, passport applications, naturalization records, photographs, military service records, news articles, for example. Hair color may change over time but eye color, height, identifying marks, and complexion typically remain the same.

Handwriting/signatures Handwriting is usually distinctive and can provide clues as to education and occupation. Signatures can differentiate people with the same name. They can also confirm two records refer the same person.

French-Canadian names

> *In the Province of Quebec there is much uncertainty in the spelling of names. … Pronunciation has naturally varied…. each takes leave to spell his name in his own way.*[1]

Even before emigrating, French-Canadian names could be challenging. Literacy in 19C Quebec was quite low in rural areas and many did not know how to spell their names.

Some surnames had variants that included a different initial letter: Étu and Hétu; Bombardier and LaBombarde; Amirault and Mirault. Some surnames were associated with a *dit* name. Dit in French means called. Because Quebec was founded by a small number of families, dit names evolved as a way to distinguish unrelated families who shared the same surname as well as a way to distinguish branches of the same family. Dit names were legally used with the surname or in place of the surname. A woman named Caroline Daigneau dite Laprise could also be known as Caroline Daigneau, Caroline Laprise, or Caroline Laprise dite Daigneau.

Once in the United States, many did not want to highlight their origins and used names that fit in better in their environment. Some names were anglicized, and some were translated.

Anglicized	**Translated**
Bernier > Barney	Blanc > White
Moreau > Merrow	Boisvert > Greenwood
Pariseau > Parish	Courtemanche > Shortsleeves
St. Germain > German	LaCroix > Cross
Valois > Valway	Poisonnier > Fisher

Tips

- Don't take **any** record at face value. Be skeptical.
- Don't rely on any **one** record. It may be wrong.
- Find and analyze additional evidence to corroborate or disprove your information.
- Use the FAN (friends, associates, and neighbors) principle.
- It is worthwhile to locate **every** piece of information that bears on your question.

[1] Hémon, Louis, *Maria Chapdelaine* (London: Macmillan and Co., Limited, 1922), 63.

Bibliography

Adams, Michael. "Assimilation of French-Canadian Names into New England Speech: Notes from a Vermont Cemetery," *Names: A Journal of Onomastics* 56 (June 2008): 65-80. Online at ans-names.pitt.edu/ans/.

American-French Genealogical Society. "Dit Names," at www.afgs.org /ditnames /index1.html.

Anderson, Richard Charles. *Elements of Genealogical Analysis*. Boston: New England Historic Genealogical Society, 2014.

Andrews, Jean Atkinson. "Indirect Evidence for the Identity of Richard Andrews (1748-1824) of Stark County, Ohio," *National Genealogical Society Quarterly* 103 (March 2015): 37-48.

Bittner, Warren. "Elusive Immigrant: Methods of Proving Identity," 2020. *FamilySearch Learning Center*. www.familysearch.org/help/helpcenter/learning-center-search/?q=identity.

Dean, H. Clark. "Thornton Violett: Two Men or One?" *National Genealogical Society Quarterly* 91 (March 2003): 31-39.

Dwyer, Michael F. "The Ledoux/Sweet Family of Quebec, Vermont, and Pawtucket, R.I," *Rhode Island Roots* 41 (December 2015): 171-190 and 42 (March 2016): 29-45.

———. "The Path to Edward Bird: A Story of Identity, Assimilation, and Discovery," *American Ancestors* 13:2 (Spring 2012): 28-32. From Antoine Loiseau to Edward Bird.

Findlen, George L. "Tracking a French Canadian through Francophone and Anglophone Communities: A Case Study in Language Interference," *National Genealogical Society Quarterly* 105 (December 2017): 273-286.

Flynn, Katherine E. "A Case of Mistaken Racial Identity: Finding Emma Dunham (nee Kelley) Hawkins," *National Genealogical Society Quarterly* 94 (March 2006): 5-22.

Fonkert, J. H. "Genealogical Fingerprints: Merging and Separating Identities in Family History Research," 2016. *Legacy Family Tree Webinars*. Subscription.

Fortier, Margaret R. "The Identity of Alcina, Wife of Oscar Furkey of Quebec and Vermont," *National Genealogical Society Quarterly* 108 (December 2020): 245-262.

Gassette , Veronique. *French-Canadian Names: Vermont Variants*. Montpelier, Vermont: Vermont Historical Society, 1994.

Goodwin, Sandra. *French Language Lifelines for the Anglo Genealogist: Tips and Tools for Tracking Your French-Canadian Ancestors*. Leicester, MA: Goodwin Genealogy Productions, 2020.

Green, Shannon. "Separating and Merging Identities of Same-named Men," 2020. *Legacy Family Tree Webinars*. Subscription.

Hatton, Stephen B. "Thinking About Genealogical Identity," *National Genealogical Society Quarterly* 104 (September 2016): 215-288.

Hill, Ronald A. "Identification through Signatures: Using Complex Direct Evidence to Sort Colwills of Cornwall," *National Genealogical Society Quarterly* 87 (September 1999): 185-198.

Hoitink, Yvette. "Four Farms, Four Names: The Identity and Parentage of Dirk Weversborg of the Netherlands," *National Genealogical Society Quarterly* 110 (March 2022): 53-66.

Jones, Thomas W. *Mastering Genealogical Proof*. Arlington, Virginia: National Genealogical Society, 2013.

———. "A Name Switch and a Double Dose of Joneses: Weighing Evidence to Identify Charles R. Jones," *National Genealogical Society Quarterly* 84 (March 1996): 5-16.

———. "Merging Identities Properly: Jonathan Tucker Demonstrates the Technique," *National Genealogical Society Quarterly*, 88 (June 2000): 111-21.

King, Ricki. "A Father's Lynching and Multiple Maiden Names: Ida King of Ralls County, Missouri, and Des Moines County, Iowa," *National Genealogical Society Quarterly* 109 (March 2021): 29-44.

Mallory, Rudena Kramer. "An African-American Odyssey through Multiple Surnames: Mortons, Tapps, and Englishes of Kansas and Missouri," *National Genealogical Society Quarterly* 85 (March 1997): 25-38.

Picard, Marc. D*ictionary of Americanized French-Canadian Names: Onomastics and Genealogy.* Baltimore: Clearfield Company, 2013.

Posz, Darcie Hind. "One George Deane or More? Determining an Identity spanning Illinois, Iowa, Kansas, and Missouri, but not Wisconsin," *National Genealogical Society Quarterly* 103 (September 2015): 201-207.

Quintin, Robert J. *French-Canadian surnames: Aliases, Adulterations and Anglicizations*. Pawtucket, Rhode Island: Quintin Publications, 1998.

Vermette, David. *A Distinct Alien Race: The Untold Story of Franco-Americans*. Montreal: Baraka Books, 2018.

Whitton, Carolyn L. "Johann Henrich Klocke of Lippe-Detmold: An Identity Hidden by a German Farm Name," *National Genealogical Society Quarterly* 98 (June 2010): 111-119.

Clay 1613: An American Family in Black & White

Leontyne Peck
http://www.leontynepeck.com
clay1613film@gmail.com



CLAY1613 is a film inspired by the family research of **Leontyne Clay Peck & The Clay Family Society**. It is a 60 - minute documentary about the heritage of the CLAY Family and the journey of Leontyne Clay Peck and other Clay descendants in finding and connecting the dots to their family lineage.

The historical and genealogical research focuses on connecting the poor, rich, black, white, known and unknown descendants of the English Planter, **John Clay** who arrived in Jamestown, VA aboard the ship, The Treasurer in 1613. This American Family includes noted relatives such as Senator Henry Clay of Kentucky, Muhammad Ali, Abolitionist Cassius Clay, Poet Langston Hughes, and farmer Mitchell Clay, Jr. who is the ancestor of Leontyne Clay Peck.

Michael Jones, the director, has woven the stories of descendants, historians, artists and genealogists to connect the CLAY family dots from 1613 to 2022.

The descendants of John Clay interviewed for the film were Leontyne Clay Peck, Mary Bobbitt Richardson, Dr. Ian Ralby and Rahman Ali.

Additional interviews include Dr. Lindsey Apple (Clay Family Scholar), Eric Brooks (Ashland-Henry Clay Estate), Keith Winstead (Family Historian), Carren Clarke (Artist), Shannon Christmas (Genealogist), and Dr. Justene Hill Edwards (African American History Scholar).

The purpose of the documentary is to uplift and inspire ALL families to honor their ancestors and to document their family histories!

THE DIRECTOR-Michael Jones, of Independent Film Fund is a filmmaker, photographer, and writer. He is a native of the Shenandoah Valley and a graduate of the University of Virginia (BA History '11, MA Linguistics '16). Some of his past films include The Propagation of Sheep (2017) The View from the Porch (2019), and KINFOLK (2021).

THE EXECUTIVE PRODUCER-Leontyne Clay Peck is an educator, author, family historian and speaker with more than 30 years of experience in presenting African American Programs. She received her education from The American University, The American University of Rome and West Virginia University.

Throughout 2023, the film is available for screening to organizations. Contact clay1613@gmail.com to discuss screening opportunities. The trailer can be viewed on the YouTube Channel at: https://www.youtube.com/watch?v=CqyXCP4DIEY

BEARING THE BURDENS OF DANGER AND HARDSHIPS FOR POSTERITY: RESEARCHING VIRGINIA GERMANS

Debra A. Hoffman, PLCGS | dalhoffman@gmail.com
National Genealogical Society (NGS) 2023 Family History Conference
©2023| All rights reserved

Objective

This lecture will cover the historical context of Germans in Virginia and will, through the use of case studies, cover the methodology, available sources, and repositories to effectively research them.

Historical Background

When King Charles II died in 1700, he had no legitimate children to succeed him and his death resulted in the War of the Spanish Succession. Fighting in the Rhine River valley sparked an exodus of Germans and their subsequent emigration to Virginia. In 1709, because of the popular "Golden Book" and a misunderstanding that England's Queen Anne would finance the voyage, thousands of refugees from the Rhine River valley were in London awaiting transport to North America. America was ready to welcome them as "… the more people, the more trade; the more trade, the more money; the more money, the more strength; the more strength; the greater the nation …"[1] Additionally, Virginia was hoping that the emigrants would settle in the backcountry and "provide a line of defense against Iroquois raids, and help block the French from moving east from the Mississippi River and Ohio River valleys."[2] During the colonial period, the majority of the German immigrants were Protestants.[3] In 1713, miners from Siegen landed in Virginia and were directed by Governor Spotswood to start Germanna on the Rapidan River.[4] Traveling along the Great Wagon Road, Pennsylvania Germans began migrating west with significant numbers moving into the Shenandoah Valley after 1725. The Germans originated predominantly from Pennsylvania with some from New Jersey and New

[1] O. F. W. Fernsemer, "Daniel Defoe and the Palatine Emigration of 1709: A New View of the Origin of Robinson Crusoe," *The Journal of English and Germanic Philology*, Vol. 19, No. 1 (January 1920), 100; digital image, *JSTOR* (jstor.org/stable/pdf/27700989.pdf : accessed 2023).
[2] "German Immigration into Virginia," *Virginia Places* (virginiaplaces.org/population/germanimmigration.html : accessed 2023).
[3] "German Immigration into Virginia," *Virginia Places* (virginiaplaces.org/population/germanimmigration.html : accessed 2023).
[4] "German Immigration into Virginia," *Virginia Places* (virginiaplaces.org/population/germanimmigration.html : accessed 2023).

York.[5] Some settled in Western Maryland prior to moving into the Valley and some moved on later into Tennessee and even as far as Arkansas.

Methodology

Cluster Research

As will be seen by the case studies highlighted in the presentation, cluster research or its more common name of researching an individual's "FAN Club"[6] is essential when investigating Virginia Germans. When researching Germans in Virginia, particularly in the Shenandoah Valley, it is likely that they originated from Maryland and/or Pennsylvania. It will be important to note their extended and collateral family members, identify their friends, associates, and neighbors.

Sources

Researchers searching for information on their German individuals in Virginia will need to look in the typical sources, such as census records, land records (patents and grants), military records, newspapers, probate, and tax records (both land and personal property). However, there are some sources that warrant being highlighted:

- Chancery Records: The Library of Virginia's Virginia Memory has a Chancery Records Index that can be accessed online on the Library's website. (virginiamemory.com/collections/chancery) The original court papers are being digitized and may contain historical and genealogical information. There are over 101 jurisdictions currently covered and the website provides updates on what records are currently being scanned.
- Church Records: German church records can be particularly beneficial when researching Virginia Germans. "In every settlement the German church was the spiritual, educational, and social center, and very few people remained outside its influence."[7] Lutherans and Reformed congregations often collaborated and formed Union churches.[8] In the early years, there were few ordained pastors and the settler's needs were often filled by itinerant ministers and these came from Pennsylvania, Maryland, or the Carolinas.[9] It is important to note that the different denominations would care for people of other denominations, for example, Christian Streit, who was

[5] "Shenandoah Germans," *Wikipedia* (en.wikipedia.org/wiki/Shenandoah_Germans : accessed 2023).
[6] "QuickLesson 11: Identity Problems & the FAN Principle," *Evidence Explained: Historical Analysis, Citation & Source Usage* (evidenceexplained.com/content/quicklesson-11-identity-problems-fan-principle : accessed 2023).
[7] Klaus Wust, *The Virginia Germans* (Charlottesville, VA: The University Press of Virginia), 129.
[8] Klaus Wust, *The Virginia Germans* (Charlottesville, VA: The University Press of Virginia), 129.
[9] Klaus Wust, *The Virginia Germans* (Charlottesville, VA: The University Press of Virginia), 130.

of the Reformed faith and served the Winchester pastorate, also Church records will be an important source of information when researching Virginia Germans. Quite a few have been published under the imprint of Shenandoah History Publishers. Also, by identifying which churches an individual attended, you may be able to determine their path of migration. Settlers would cross the Potomac River at Harpers Ferry and follow one of four possible routes and as they followed the various routes, they would establish Lutheran and Reformed churches along the way. The four routes were:

1. The first was the farthest west and was along the south fork of the Potomac River;
2. The second was along Route 42;
3. The third was along U.S. Route 11;
4. The fourth followed U.S. Route 340.

Knowing which churches they attended can give you an idea which route they took. Oftentimes, migrations were made in stages and so a family may have attended more than one church over time.

- Fraktur: "A highly artistic and elaborate illuminated folk art created … and named after the Fraktur script associated with it. Most Fraktur were created between 1740 and 1860."[10] The birth or baptismal certificates, which are called *Taufscheine* often contain genealogical information, such as the date of baptism, name of the child and the parents, the sponsors, and the name of the officiant.



- Historical Index (Swem): Dr. Earl Gregg Swem compiled a comprehensive index in four volumes, with entries arranged alphabetically to the following publications concerning Virginia history and genealogy: *Calendar of State Papers*, *Hening's Statutes at Large*, *Lower Norfolk County Antiquary*, *Virginia Historical Register*, *Tyler's Quarterly Magazine*, *Virginia Magazine of History and Biography*, *William and Mary Quarterly*.

[10] "Fraktur (folk art)," *Wikipedia* (en.wikipedia.org/wiki/Fraktur_(folk_art) : accessed 2023).

- Manuscript Collections:
  - The College of William and Mary, Swem Library, has John Walter Wayland Papers, 1892–1940, in their Manuscripts and Rare Books Department. The collection contains over 4,500 items and consists primarily of his correspondence, which is arranged alphabetically. John was a historical and wrote extensively on Virginia history and particularly the Shenandoah Valley.
  - The University of Virginia Library has two collections of the Papers of John Wayland in their collection. The first covers the period 1787–1950 and consists of three feet of information. WorldCat notes that it contains "[c]orrespondence, notes, and clippings (1885–1950), relating to the history and genealogy of Rockingham Co., Va., and the Shenandoah Valley, particularly the origins of German families in the Valley; together with indentures, deeds and other papers (1787–1826) pertaining to the Rutherford family, of Rockingham Co." The second covers the period 1931–1950 and consists of 750 items.
- Virginia Colonial Records Project: The collection contains 14,000 survey reports that describe the holdings of overseas repositories that relate to Virginia colonial history. The entries are searchable, lva-virginia.libguides.com/vcrp.
  - Kneebone, John T., Jon Kukla, Daphne Gentry, and Donald W. Gunter, eds. *A Key to Survey Reports and Microfilm of the Virginia Records Project.* 2 vols. Richmond, VA: State Library and Archives, 1990.
  - Virginia Colonial Records Project. *Colonial Records Project*. Film 1607.

Societies

Memorial Foundation of the Germanna Colonies in Virginia, germanna.org/about/
From their website, the Foundation is a non-profit organization "chartered in 1956 to preserve the heritage of the earliest organized settlements of Germans in colonial Virginia in 1714 and 1717, augmented with additional infusions of immigrants in the 1730s and 1740s."

Mid-Atlantic Germanic Society, New Windsor, Maryland, magsgen.com
Their website indicates that the Society is a "non-profit genealogical society founded in 1982 in the Mid-Atlantic region. The MAGS Mission is to stimulate and facilitate research on Germanic genealogy and heritage and to promote genealogical research of Germanic ancestors who settled in North America."

Repositories

Alderman Library, University of Virginia
160 McCormick Road, Charlottesville, VA 22904; (434) 924-3021
library.virginia.edu
Their collection includes books, journals, maps, manuscripts, and archival materials.

Daughters of the American Revolution (DAR) Library
1776 D Street NW, Washington, DC 20006; (202) 628-1776
dar.org/library
The library has a physical collection consisting of books, periodicals, manuscripts, and special collections. Additionally, they have genealogical databases as well as compiled electronic materials. Their membership materials may contain copies of important genealogical source documents.

Earl Gregg Swem Library
400 Landrum Drive, Williamsburg, VA 23186; (757) 221-3072
libraries.wm.edu
Their collection contains books, articles, newspapers, manuscripts and archival materials.

Library of Virginia
800 E. Broad Street, Richmond, VA 23219; (804) 692-3500
lva.virginia.gov
Their collection includes books, manuscripts, petitions, etc. Some items are available online.

Martin Library, Germanna Foundation
2062 Germanna Highway (Route 3), Locust Grove, VA 22508; (540) 423-1700
germanna.org/about/visitor-center/library/
Their collection contains some hard-to-find texts and genealogical material.

Shenandoah County Library
514 Stoney Creek Boulevard, Edinburg, VA 22824; (540) 984-8200
countylib.org/county-library.html
The library was the recipient of the Mid-Atlantic Germanic Society's library.

Virginia Museum of History and Culture
428 N. Arthur Ashe Boulevard, Richmond, VA 23220; (804) 340-1800
virginiahistory.org
Their collection includes books, including rare books, journal articles, manuscripts, diaries, etc.

Selected Websites

- **Germanna Foundation,** germanna.org
  In addition to their website, there is the Martin Library available onsite located in the Visitor Center, Locust Grove, Virginia.
- **"Shenandoah Valley Repositories,"** ***Library of Virginia***
  lva.virginia.gov/public/archivesmonth/2003/valley/valleyrepositories.htm

Selected Bibliography

1. Fogleman, Aaron Spencer. *Hopeful Journeys: German Immigration, Settlement, and Political Culture in Colonial America, 1717–1775.* Philadelphia: University of Pennsylvania Press, 1996.
2. Good, Rebecca H. and Rebecca A. Ebert. *Finding Your People in the Shenandoah Valley of Virginia*. Alexandria, VA: Hearthside Press, 1988. Has a robust bibliography.
3. Joyner, Peggy S. *Extant German Church Records From Virginia and West Virginia: A Checklist*, online at loyolanotredamelib.org/php/report05/articles/pdfs/Report38Joynerp15-34.pdf
4. Smith, Elmer Lewis and M. Ellsworth Kyger and John G. Stewart. *The Pennsylvania Germans of the Shenandoah Valley.* Allentown, PA: Pennsylvania German Folklore Society, 1964.
5. Tolzmann, Don Heinrich, editor. *The First Germans in America: with a Biographical Directory of New York Germans.* Bowie, MD: Heritage Books, 1992. Contains a chapter on the first Germans in Virginia.
6. Wayland, John W. *The German Element of the Shenandoah Valley of Virginia.* Westminster, MD: Heritage Books, 2007. The 1907 edition is online at ancestraltrackers.net/va/resources/german-element-shenandoah-valley-virginia.pdf
7. Wust, Klaus G. *The English and German Printing Office: Bilingual Printers in Maryland and Virginia.* loyolanotredamelib.org/php/report05/articles/pdfs/Report32Wustp24-37.pdf
8. Wust, Klaus, compiler. *German Settlements and Immigrants in Virginia: A Bibliography.* loyolanotredamelib.org/php/report05/articles/pdfs/Report33Wust47-59.pdf
9. Wust, Klaus, compiler. *Virginia German Bibliography.* Edinburg, VA: Shenandoah History, 1970.
10. Wust, Klaus. *The Virginia Germans.* Charlottesville, VA: University Press of Virginia, 1989.

Were they Bachelors, Roommates, or Spinsters?
Accurately Depict LGBTQIA+ Ancestor Stories with Pride

Francine Crowley Griffis, CG®
francine@PursuitofOurHeritage.com

The Stonewall riots were considered a modern watershed moment for gay pride, but historians agree gender identity and same-sex relationships are not a modern construct. Gender identity and expression have been fluid throughout history, and the lives of our LGBTQIA+ ancestors have been documented worldwide in ancient cultures.

Genealogy is the study of a person, family, or group of ancestors descent.[1] Genealogy Standards expands upon Merriam's vague definition to add: "accurately reconstructing forgotten or unknown identities and familial relationships in the past and present, typically covering more than one generation and including adoptive, biological, *extramarital, marital and other kinds of familial relationships*."[2]

> "Genealogists do not trim, tailor, slight, or ignore potentially relevant evidence to fit a bias or preconception, to harmonize with other evidence, or for any other reason."
>
> —Genealogy Standard 25–6.

Genealogists, therefore, seek to avoid the pitfalls of introducing preconceived biases or making unsound assumptions.[3] When researchers look beyond the relationship a record states, we recognize that accurately documenting families, people, and their relationships is challenging. Still, if we explore broadly and carefully, we may uncover complex or hidden situations and relationships.

Queries using a modern lens and contemporary terminology will likely frustrate researchers. To accurately document and recognize LGBTQIA+ individuals, genealogists must broadly consider context. Successful pre-research planning strategies include understanding governmental, historical, legal, religious, social, terminology, and other aspects which impacted our research subjects' lives.[4]

All URLs were verified 25 February 2023.

1. *Merriam-Webster.com Dictionary*, (merriam-webster.com/dictionary/genealogy), s.v. "genealogy."
2. Board for Certification of Genealogists, *Genealogy Standards*, 2nd ed., rev. (Nashville, Tenn.: Ancestry 2021), 78, s.v. "genealogy." *Emphasis added by author.*
3. Board for Certification of Genealogists, *Genealogy Standards*, 2nd ed., rev. (Nashville, Tenn.: Ancestry 2021), 27.
4. Board for Certification of Genealogists, *Genealogy Standards*, 2nd ed., rev. (Nashville, Tenn.: Ancestry 2021), 12.

Copyright © 2023 by Francine Crowley Griffis. All rights reserved.

#NGS2023GEN

Understanding legal, religious, and social norms of a place and time provide researchers a window to view inside our research subject's world. LGBTQIA+ members were frequently subjected to criminalization, discrimination, institutionalization, marginalization, and persecution. Through that lens, we can comprehend why many masked their identities and relationships. Awareness helps us explore the various unique sources available. Analyzing and correlating the documentation's information allows us to better recognize and illuminate our LGBTQIA+ ancestors—portraying them accurately and more completely.

Challenges & Pitfalls

Curiosity is key! Conducting reasonably exhaustive research helps us recognize and put the 'flesh on the bones' of **all** our research subjects.

- Recognition
  - Primarily when a source identifies the research subjects as male/female married/single/divorced, and spinster/bachelor.
  - Records may not exist.
  - We may not know terminology–what to look for or where to look.
- Recording
  - Modern genealogy database software programs aren't inclusive or flexible enough to meet our needs.
    - Challenging to find alternative solutions.
  - Accurately and respectfully recording transgender individuals without deadnaming.
- Repositories - Slowly raising awareness.
  - Scant archival groupings or data tags dedicated to this research category.
  - Modern specialized repositories cover vast geographical areas with few standardized practices for preservation and digitization. But they are capturing photos, history as it happens, and oral histories!
- Resources
  - Dictionaries & Encyclopedias
  - International & National
  - Historical and Modern–consult different centuries of the same for modifications over time.
    - Legal
    - Medical
    - Military

Guiding Keywords and Phrases

- Companion, like a partner, longtime partner, partner, and roommate.
- Friends, long–time friends, intimate or romantic friend
- Like a 'Sister or Brother'
- Common couple or joint terms (ex: in diaries or letters) "we, us, our."
- Boston Marriages
- Masquerading or disguised
- "Blue Discharges."
- Bohemia(n)

Some sources for consideration

- Cemetery headstones
  - Check for multiple headstones, possibly added to a family plot and later buried with their partner.
- Census–Pay special attention to the following:
  - Relationship to the head of household
  - Same-sex individuals living together, spinsters, bachelors.
  - Explore the community/neighborhood!
- Correspondence
- Court Records
  - Gay bar/club raids
  - Houses of ill repute
- Local Histories
- Magazines, e-zines
- Marriages
- Military
- Newspapers
  - Obituaries
  - Police logs
  - Headlines
- Oral Histories
- Photos
- Probate
- Property – Jointly owned or gifted.
- Prison Records

Copyright © 2023 by Francine Crowley Griffis. All rights reserved.

Resources

Black, Henry Campbell. *Black's Law Dictionary,* 6th. ed. Centennial ed. 1891–1991. St. Paul, Minn.: West, 1990.

Board for Certification of Genealogists. *Genealogy Standards.* 2nd. ed. rev. Nashville, Tenn.: Ancestry, 2021. See especially "Standards for researching," pp. 11–32.

Digital Transgender Archive. digitaltransgenderarchive.net/ : 23 February 2023. See especially "Collections."

———— *Homosaurus.org.* homosaurus.org : 23 February 2023.

Farooqi, Saif R. (2014) The Construct of Relationship Quality. *Journal of Relationships Research.* 5:E2. doi:10.1017/jrr.2014.2.

GLBT Historical Society museum and archives. glbthistory.org/ : 23 February 2023. [Online collections available.]

LeClerc, Michael J. "5 Tips for Finding your LGBTQ+ Ancestors." *Ancestry.* blogs.ancestry.com/cm/5-tips-for-finding-your-lgbtq-ancestors : 7 October 2020.

MacEntee, Thomas. "Hiding Out in the Open: Discovering LGBT Family History," PDF. *My Heritage.* education.myheritage.com/downloadable-resources/ : 23 February 2023.

Merriam-Webster Dictionary. merriam-webster.com : 23 February 2023.

Morgan, Carly Lane. "Organizing Non-Traditional Parent Relationships on the Family Tree," lecture material. In *Our American Mosaic: May 24–28, 2022;* Sacramento, Calif., conference syllabus. Falls Church, Va.: National Genealogical Society, 2022. Pages 660–64, session OH23.

Outhistory.org. outhistory.org : 23 February 2023.

Shopland, Norena. *A Practical Guide to Searching LGBTQIA Historical Records.* Routledge, Abingdon, Oxon: 2021.

Stein, Marc. *Encyclopedia of Lesbian, Gay, Bisexual and Transgender History in America,* 1st. ed. N.Y.: Charles Scribner & Sons, 2023.

Traiman, Stewart Blandon. *Six Generations.* sixgen.org/the-six-generations-blog/ : 23 February 202.

Copyright © 2023 by Francine Crowley Griffis. All rights reserved.

THE ROAD TO FREEDOM IN THE MID-ATLANTIC



Judy G. Russell, JD CG CGL
The Legal Genealogist®
https://www.legalgenealogist.com
legalgenealogist@gmail.com

Overview: Slavery was not an institution limited to the south, and freedom for enslaved people did not arrive for all by way of the Emancipation Proclamation. In the border areas of the Mid-Atlantic, freedom was purchased in Washington D.C., narrowly voted for in Maryland, and delayed in Delaware. It was granted slowly, over time, in the northern tier of the Mid-Atlantic. Throughout the region, it created records for today's genealogists to use to trace the family histories of enslavers and enslaved alike.

#NGS2023GEN

The History of Slavery in the Mid-Atlantic

Slavery was an institution that impacted the Mid-Atlantic region of America as much as anywhere else. Hugely important to the agricultural interests of the area, slavery as a system began throughout the region in the earliest colonial periods. By the time of the Revolution, as many as one of every six New York households was a slaveholding household. In New Jersey, roughly one of every 15 residents was enslaved in 1790. Delaware recorded 9,000 enslaved persons in 1790; in Maryland that year one-third of the entire population was enslaved.

Between emancipation systems in the northern tier of the Mid-Atlantic and a diminishing need for slave labor in Delaware, the numbers of enslaved persons, particularly as a percentage of the population dropped in the region overall after the Revolution. However, slave schedules can be found throughout the Mid-Atlantic in 1850: as many as 13 of New Jersey's then-20 counties still reported enslaved inhabitants. In 1860, more than 12 percent of Maryland's population was enslaved.

The Road to Freedom

As with the country as a whole, legalized chattel slavery in the Mid-Atlantic did not end until the effective date of the Thirteenth Amendment to the Constitution in December 1865. The road to freedom in the region was a rocky one, ranging from the relatively-early adoption of gradual emancipation systems by the more northern states to a much later emancipation in the states bordering what became the Confederacy.

The northern tier states of the Mid-Atlantic all opted for systems of gradual emancipation. Pennsylvania passed its gradual emancipation law on March 1, 1780. Children born to slave parents were indentured to the enslaver of the mother until they reached the age of 28. New

©2023 Judy G. Russell, JD, CG, CGL

York followed suit, providing that children born to enslaved mothers after July 4, 1799, were indentured to the enslaver of their mothers until they reached the age of 28 if male and 25 if female. In 1817, the law was amended to provide that all those enslaved persons born before 1799 would be free by 1827. Last in the northern tier to do so, New Jersey also opted for gradual emancipation effective July 4, 1804. All children born to enslaved mothers were indentured to their mothers' enslavers until the age of 25 if male and 21 if female. The law was amended in 1846 to denominate those born before the act as indentured rather than enslaved.

In the border region of Delaware, Maryland and the District of Columbia, emancipation came much later. The first to accept emancipation, under a compensation system, was the District of Columbia. There, freedom came for the last held enslaved by way of two federal compensation acts in 1862. Passed in April and July, the last paid the enslaver $300 for each enslaved person manumitted under the law. The later act allowed compensation for those not normally resident in the District but who had been employed in the District after the April law. In Maryland, freedom arrived on November 1, 1864, with the passage of a state constitutional amendment abolishing slavery. The final tally on the amendment was 30,174 in favor of freedom to 29,799 opposed, and the balance was tipped by the absentee ballots submitted by soldiers fighting for the Union. Delaware was the final holdout. It rejected an anti-slavery provision in its 1792 constitution and failed to pass a gradual emancipation law in 1803. Further efforts over the next decades were thwarted from even reaching a vote. Although its slave population had dwindled to fewer than 2,000 by 1860, its Civil War-era legislature resented what it saw as interference by the federal government and the potential for greater civil rights for African Americans than it was prepared to recognize. On the same grounds, its legislature declined to ratify the Thirteenth Amendment (it changed its mind in 1901). As a result, Delaware failed to pass any law changing or abolishing slavery.

The Records on the Road to Freedom

Record created along the road to freedom in the Mid-Atlantic can be rich genealogical resources for those looking into the history of enslaver and enslaved alike.

Delaware: Between formal manumissions of individuals and court records of estates in which the enslaved were set free, Delaware's records on the road to freedom will be found principally in the courts of the colonial and early statehood period. The Delaware State Archives collection *Slavery Papers* (https://archives.delaware.gov/slavery-papers/) contains a variety of digitized records ranging from petitions for manumission to records of the births of children to free people of color. A database of enslaved and freed persons mentioned in Sussex County, Delaware, estates between 1836 and may be consulted at https://www.americanorigins.org/delaware-enslaved-and-free-persons-and-slaveholders.

Maryland: Early manumissions in Maryland could only be by deed and may be found in the county land records. Separate record books for manumissions were kept by Anne Arundel County (1785-1866) and Harford County (1774-1784). Despite the legal requirement of a deed, manumissions also occurred in wills and estate cases. All land and estate records before the Civil War are held by the Maryland State Archives. Free people of color required certificates of freedom to prove their free status, and those records from and the counties of Anne Arundel, Baltimore, Caroline, Cecil, Charles, Dorchester, Frederick, Harford, Howard, Kent, Prince George's, Queen Anne's, Somerset, St. Mary's, Talbot and Washington are held by the Maryland State Archives. Although Maryland did not free its enslaved people under a compensation system, it conducted a survey to document the enslaved and enslavers in the

©2023 Judy G. Russell, JD, CG, CGL

hopes that the federal government would provide funds. Those records survive for Anne Arundel, Dorchester, Frederick, Howard, Kent, Montgomery, Prince George's and St. Mary's counties, and can be found at the Maryland State Archives.

An overview of potentially relevant records may be found at the Maryland State Archives website at http://guide.msa.maryland.gov/pages/viewer.aspx?page=afridesc

Maryland researchers should also look to the records created when former enslavers made a concerted effort to retain control over the children of the newly emancipated free people of color by asserting that the children should be bound out to them to work.

***District of Columbia*:** Records under the Compensation Act of 1862 provide a rich and deep look into the end of the road to freedom in the Nation's Capital. The Records of the Board of Commissioners for the Emancipation of Slaves in the District of Columbia, 1862-1863, contain information about the emancipations under the acts of 1862. The records may be found on FamilySearch (https://www.familysearch.org/search/catalog/131946), through the NARA Catalog itself (https://catalog.archives.gov/) and on Ancestry (https://www.ancestry.com/search/collections/2159/). Two other sets of federal records, Records of the U.S. District Court for the District of Columbia Relating to Slaves, 1851–1863 (NARA Microfilm M433), and Habeas Corpus Case Records, 1820–1863, of the U.S. District Court for the District of Columbia (NARA Microfilm M434), should also be consulted.

Pennsylvania: Keystone state researchers may find a treasure trove of records created on the road to freedom as the result of Pennsylvania's 1780 gradual emancipation law. Any enslaver wishing to continue to hold a person enslaved had to register that fact with the county in which the enslaver lived. In addition, to claim the service of children born after the effective date of the law, the enslaver of the mother had to register the child's birth. In many parts of the state, both registrations may survive and should be sought. Additionally, court records are rich potential sources. These include records of emancipations, petitions for manumission, estate records in which enslaved persons were manumitted, as well as records of fugitive slave actions in which those claiming ownership of people of color who escaped to the north sought their return to enslavement. Most such records are held in county archives and may be digitized on FamilySearch or Ancestry.

***New York*:** After the slave rebellion of 1712, New York limited manumissions until the Revolution. It allowed Quaker manumissions in 1798. Manumission records before then will be sparse, but may be recorded in county-level court records. On the passage of the gradual emancipation act in 1799, those claiming the right to service of children born afterwards were required to register the births. Those records often exist only on the town level. New York was a beacon to runaways, and fugitive slave act cases can often be found in the state and federal courts.

***New Jersey*:** Like its northern tier neighbors, New Jersey's system of gradual emancipation provided that children born after a date certain—in this case the Fourth of July 1804—would be born free but owe service to the enslaver of the mother. To claim such service, the enslaver was required to register the birth with the clerk of the county of residence. The law also allowed for manumission of those already enslaved. Records of such births and manumissions survive in at least some New Jersey counties, and some early birth records for free children of color have been digitized by the New Jersey State Archives. See https://www.nj.gov/state/archives/catsuslaves.html .

©2023 Judy G. Russell, JD, CG, CGL

Resources for Further Research

1. Berlin, Ira, and Leslie Harris, eds. *Slavery in New York*. New York: New Press, 2005.
2. Clark-Lewis, Elizabeth. *First Freed: Washington, D.C. in the Emancipation Era*. Washington, D.C. : Howard University Press, 2002.
3. Cooley, Henry S. *A Study of Slavery in New Jersey*. Baltimore: Johns Hopkins University Press, 1896.
4. Davis, Damani. "Slavery and Emancipation in the Nation's Capital." *Prologue* (Spring 2010). https://www.archives.gov/publications/prologue/2010/spring/dcslavery.html
5. Essah, Patience. *A House Divided: Slavery and Emancipation in Delaware, 1638-1865*. Charlottesville: University Press of Virginia, 1996.
6. *FamilySearch.org*. "District of Columbia Court and Emancipation Records, 1820-1863." https://www.familysearch.org/search/collection/2515818
7. Fields, Barbara Jeanne. *Slavery and Freedom on the Middle Ground: Maryland During the Nineteenth Century*. New Haven, CT : Yale University Press, 1987.
8. Gigantino, James J. *The Ragged Road to Abolition: Slavery and Freedom in New Jersey, 1775-1865*. Philadelphia: University of Pennsylvania Press, 2015.
9. Harper, Douglas. *Slavery in the North*. http://slavenorth.com/
10. HeinOnline. *Slavery in America and the World: History, Culture & Law*. (Free, registration required.) https://home.heinonline.org/content/slavery-in-america-and-the-world-history-culture-law/
11. Hill, Walter B. Jr. "Living with the Hydra: The Documentation of Slavery and the Slave Trade in Federal Records." *Prologue Magazine* online. https://bit.ly/legalgen0018
12. Landy, Craig A. "When Men Amongst Us, Shall Cease to be Slaves: The Bicentennial of New York's 1817 Final Act of Emancipation." *12 Judicial Notice* 42 (2017). https://bit.ly/legalgen0432
13. Litwack, Leon F. *North of Slavery: The Negro in the Free States, 1790-1860*. Chicago : University of Chicago Press, 1961.
14. Maryland State Archives and the University of Maryland. *A Guide to the History of Slavery in Maryland*. https://bit.ly/legalgen0599
15. McManus, Edgar J. *Black Bondage in the North*. Syracuse, N.Y.: Syracuse University Press, 1973.
16. Nash, Gary B., and Jean R. Soderlund. *Freedom by Degrees: Emancipation in Pennsylvania and Its Aftermath*. New York: Oxford University Press, 1991.
17. Northrup, Ansel Judd. *Slavery in New York: A Historical Sketch*. State Library Bulletin. Albany: University of the State of New York, 1900.
18. Provine, Dorothy. *Compensated Emancipation in the District of Columbia: Petitions under the Act of April 16, 1862*. Two volumes. Westminster, MD: Heritage Books, 2008.
19. Shaw, Robert B. *A Legal History of Slavery in the United States*. Potsdam, N.Y. : Northern Press, 1991.
20. *The Slavery Code of the District of Columbia*. Washington, D.C. : L. Towers & Co., 1862.
21. Tremain, Mary A. *Slavery in the District of Columbia: The Policy of Congress and the Struggle for Abolition*. New York: G.P. Putnam's Sons, 1892.
22. Turner, Edward Raymond. *The Negro in Pennsylvania, Slavery-Servitude-Freedom, 1639-1861*. Washington, D.C.: American Historical Association, 1911.
23. Urbach, Efraim E. *The Laws Regarding Slavery*. New York : Arno Press. 1979.
24. Wagandt. Charles Lewis. *The Mighty Revolution: Negro Emancipation in Maryland, 1862–1864*. Baltimore: Johns Hopkins University Press, 1964.
25. Williams, William H. *Slavery and Freedom in Delaware, 1639-1865*. Wilmington: Scholarly Resources, 1996.
26. Whitman, T. Stephen. *The Price of Freedom: Slavery and Manumission in Baltimore and Early National Maryland*. Lexington: University Press of Kentucky, 2021.
27. Yoshpe, H. B. "Record of Slave Manumissions in New York During the Colonial and Early National Periods." *Journal of Negro History* 26 (January 1941): 78-107.

All URLs verified as of 1 March 2023

©2023 Judy G. Russell, JD, CG, CGL

Connecting with Cousins:
Using Tools & Technology for Genealogical Collaboration

Jennifer Zinck, CG® | jenzinck@gmail.com

National Genealogical Society 2023 Family History Conference

Ethics, Standards, & Codes

When contacting living people during the course of genealogical research, whether DNA matches, potential test-takers, fellow researchers, or other connections, navigate with respect, courtesy, and kindness. Several organizations in the genealogy field have created standards, guidelines, or codes related to interactions with others.

- **Association of Professional Genealogists** (APG) "Code of Ethics and Professional Practices" https://www.apgen.org/cpages/code-of-ethics
- **Board for Certification of Genealogists** (BCG) "Genealogists Code of Ethics" https://bcgcertification.org/ethics-standards/code/
- **Council for Advancement of Forensic Genealogy** (CAFG) "Standards of Practice and Conduct" https://www.forensicgenealogists.org/about-us/standards/
- **Genetic Genealogy Standards Committee** "Genetic Genealogy Standards" http://www.geneticgenealogystandards.com/
- **International Association of Jewish Genealogical Societies** (IAJGS) "Code of Conduct/Ethics" https://www.iajgs.org/code-of-conduct/
- **International Commission for the Accreditation of Genealogists** (ICAPGen) "Code of Ethics" https://www.icapgen.org/home/professional-ethics/code-of-ethics/
- **National Genealogical Society** (NGS), "Guidelines for Sharing Information with Others" https://www.ngsgenealogy.org/wp-content/uploads/NGS-Guidelines/Guidelines_SharingInfo2016-FINAL-30Sep2018.pdf
- **Society of Australian Genealogists** (SAG) "Code of Ethics" https://www.sag.org.au/resources/Documents/About%20Us/CodeofEthics.pdf

Set Expectations

Before beginning the process of working with other living people, it's important to understand potential implications and outcomes of the research and set reasonable expectations. Genealogists have the chance to learn about the research subject(s) during the research process, but the people on the other end of a communication may be learning things that are completely new to them. They may be caught off guard. Their first reaction may not be their permanent reaction. It can be useful to step back and allow them time to digest.

A response is a courtesy. No person who is contacted is required to respond. There are a variety of reasons that someone may or may not respond. It's important that we always respect people's personal boundaries.

Facilitate Connections

There are decisions to be made when it's time to connect with someone. To call or to write? Some people choose to write letters to send in the mail and some people opt for a telephone call. Online contact, either by email or social media, is a popular method of communication. Depending on the situation, any of these may be appropriate. Sometimes it is worthwhile to spend time learning about the individual or the family before making contact and sometimes it is more efficient to simply reach out and open a line of communication.

Share Information

It is necessary to obtain permission if planning to share information about living people. If unsure about future publication plans or if it may be a possibility, it's generally more straightforward to obtain consent while parties are actively engaged and interested in the research. Standard 57 discusses respect for privacy rights for DNA test takers. "Genealogists publish personally identifiable information about living test takers only with their informed consent."[1]

A Selection of Research Tools

Internet searches
- -Google
- -Bing
- -DuckDuckGo

Social Media
- -Facebook
- -LinkedIn
- -Pinterest

Data Aggregators
- -BeenVerified
- -WhitePages
- -Ancestry US Public Records Index
- -Family Tree Now

Obituaries
- -Legacy
- -FindAGrave

Newspapers
- -Newspapers.com
- -Chronicling America
- -GenealogyBank

Federal databases

Outside of the United States
- -Canada Finder
- -PeopleSearch-UK

State, County, and Local Records
- -Recorders and registrars
- -Licensing bodies

Yearbooks & School Resources
- -Ancestry
- -Classmates

[1] Board for Certification of Genealogists, Genealogy Standards, second edition revised (Nashville, Tennessee, 2021), 32.

#NGS2023GEN

Contacting DNA matches

Ancestral Findings. "How to Communicate with Your DNA Genealogy Matches in the Proper Way." Podcast. *YouTube*. 19 February 2019. https://www.youtube.com/watch?v=Ptd-tgVLByg

Hartley, Patricia. "Ready to Contact Your DNA Matches? Here's What to Say (and Not to Say)." *Family History Daily*. https://familyhistorydaily.com/genealogy-help-and-how-to/contacting-dna-match/.

Southard, Diahan. "Contacting DNA Matches: It Worked!" *Your DNA Guide*. 18 February 2021. https://www.yourdnaguide.com/ydgblog/contacting-dna-matches-tip

Living People

Cowan, Crista. "Communicating with Cousins." Ancestry.com. 12 July 2016. https://www.youtube.com/watch?v=qG2CiY_6c9Y.

"Finding Living People." *Ancestry.com*. https://ancestry.force.com/s/article/Finding-Living-People.

"Finding Living People." *Cyndi's List*. https://www.cyndislist.com/finding-people/.

"Finding Living People in the United States." *FamilySearch*. wiki. 18 January 2021. https://www.familysearch.org/wiki/en/Finding_Living_People_in_the_United_States..

"Living People Records." *Archives.org*. https://www.archives.com/genealogy/records-living-people-index.html.

"Names of Living Relatives." *Genealogy.com*. https://www.genealogy.com/articles/research/00000678.html.

Strauss, Michael L. "Descendancy Research: Another Pathway to Genealogy." RootsTech session RT5737 handout. 2017. https://content.ldschurch.org/family-history/bc/rootstech/salt-lake/2019-conference-syllabi/RT5737_Descendancy_Research.pdf.

Permission Forms

Bettinger, Blaine. "Informed Consent Agreement and Beneficiary Agreement." The Genetic Genealogist. 15 February 2018. https://thegeneticgenealogist.com/2018/02/15/informed-consent-agreement-and-beneficiary-agreement/

Wayne, Debbie Parker. "Permission Form and Designation of Beneficiary." 2017. https://debbiewayne.com/pubs/PERM_beneficiary_form_blank.pdf

Privacy

"Help: Privacy." *WikiTree.* https://www.wikitree.com/wiki/Help:Privacy.

"Privacy for Your Family Tree." *Ancestry.com.* https://www.ancestry.com/cs/legal/PrivacyForYourFamilyTree.

Search Strategies

Lisson, Lisa. "How to Perform Your Genealogy Searches More Successfully." *Are You My Cousin?* Blog. https://lisalisson.com/how-to-perform-your-genealogy-searches-more-successfully/.

"Maximize Search Returns with Wildcards." *FindMyPast*. https://www.findmypast.com/blog/help/maximize-search-returns-with-wildcards.

"Searching with Wild Cards." *Ancestry.com*. https://support.ancestry.com/s/article/Searching-with-Wild-Cards.

University of Strathclyde. "Using Wildcards to Search Databases." *FutureLearn*. https://www.futurelearn.com/info/courses/genealogy/0/steps/13012

Resources Outside of the United States

"Finding Living People: United Kingdom Resources." *Cyndi's List*. https://www.cyndislist.com/finding-people/united-kingdom-resources/

Books

Bettinger, Blaine. *The Family Tree Guide to DNA Testing and Genetic Genealogy.* Cincinnati: Family Tree Books, 2019.

Bettinger, Blaine and Debbie Parker Wayne. *Genetic Genealogy in Practice*. Arlington, Virginia: National Genealogical Society, 2016.

Board for the Certification of Genealogists. *Genealogy Standards.* Second edition. Nashville: Ancestry, 2021.

Walters, Penny. *Ethical Dilemmas in Genealogy*. Privately published, 2019.

Wayne, Debbie Parker, editor. *Advanced Genetic Genealogy*. Cushing, Texas: Wayne Research, 2019.

Indentured Servants in Colonial Virginia©

Vic Dunn, CG
victor.dunn@virginiaancestry.com

From the founding of Jamestown in 1607 until the American Revolution, indentured servants were the most common group of white Virginia immigrants. About 75% of the white immigrants to early Virginia came as voluntary or involuntary servants. Despite the high mortality rate, particularly in the first year, many British subjects opted to come to the colony because of the higher standard of living. Others were "spirited" away or kidnapped and a small portion came as convicts due to criminal activities or rebellion against the crown.

In General:

- In 1619, Fifty indentured servants were sent to Jamestown this resulted in the regulation of indentureships by law. From the beginning of the founding of the colony, labor was much in demand and inducements were made for the importation of servants to work the land.
- Initially consisted of immigrants from England, Wales, Scotland and Ireland also a few Dutch, French, Portuguese and Poles who wished to improve their condition. Contract was sometimes made in Great Britain, but more likely was made by the ship master who voyaged to Virginia. The agreement was often indented.
- Overall, the plight of the Virginia indentured servant was much better than their British contemporaries.
- Residents of the colony also sometimes sold themselves into servitude.
- Less desirables such as paupers and vagrants were sent to America by court sentences. A number of poor children also sent.
- Political prisoners also sent as were convicts who otherwise would have been condemned to death. In 1653 an order of the Council of State appointed a committee concerning the transportation of vagrants to the foreign plantations.
- In 1671, legislation was passed barring convict servants, but was not always enforced.
- Spiriting was a form of involuntary servitude that developed throughout England, but became especially notorious in Bristol and London.
- The master would typically receive a headright certificate which could be exchanged for 50 acres of land during the colonial period.

In the early period (1619-1642) servants (Note the periods are based on Ballaugh's analysis – see bibliography) :

- Were subject to the poll tax.
- Were liable to military duty.
- Could trade with anyone except Indians and could acquire property.
- Could sue and be sued.
- Could testify in court.

© Victor S. Dunn, 2023.

Second Period, 1642-1726:

- Until 1643 no definite term had been fixed by law for the duration of servitude when not expressed in indentures.
- The judgment of ages was put in the hands of the county courts after 1657.
- In 1643 a law was passed provided that a man who married without the consent of the master had to serve an additional year. Women servants who married without consent had to double their time or if they married a free man, he was fined. For the offense of fornication with a maid-servant the guilty man was required to give her master a year's service for the loss of her time, or, if a freeman, he might make a money satisfaction.
- Runaways became more common during this time and they often enticed Negro slaves to join them. Some often plotted together before arriving in Virginia. They often made their escape to Maryland or North Carolina where they were less well known.
- Servants rights to trade or contract were limited during this time period. However he could not during servitude acquire a freehold interest in land, and tenancy of small tracts with the permission of the master was exceptional.
- Under the act of 1705, each male received as his freedom dues "ten bushels of Indian corn, thirty shillings in money or the value thereof in goods and one well fixed musket or fuzee of the value of twenty shillings at least"; a woman servant fifteen bushels of Indian corn and forty shillings in money or value. In later times these dues were discharged by a money equivalent and gifts of apparel
- In 1662 the county court was directed to issue a certificate of freedom to every former servant who could prove his term had expired.
- By 1705 any contract for "further service or any other matter relating to liberty or personal profit " between master and servant had to be made in the presence and with the approbation of the court of the county.

Third Period, 1726-1788:

- This was the decline of indentured servitude brought on largely by the increase in slavery.
- In 1785 the law was changed so that contracts could not be assigned without the consent of the servant and had to be attested before a justice of the peace.
- 1748 - Every servant who marries without the consent of his or her master, shall serve a year after all other of service has expired or pay the master $20 : and every free person marrying a servant, also forfeits $20 to the master, or must served him one year: and the minister, clerk, or reader, publishing the bans of marriage, or knowingly marrying a servant without a certificate from the master that he consents thereto, forfeits $250.
- 1794, if any servant shall be sick or lame, and so become useless or chargeable, his master shall maintain him until his whole time of service has expired: and if he shall put him away, and the servant become chargeable to the parish, the master shall forfeit thirty dollars to the overseers of the poor of the district, for the use of the poor: and be moreover liable to an action for damages, to the overseers of the poor.
- The indentures of servants are assignable, by consent of the servant given before a justice of the peace; who may order a lazy or disorderly servant to be whipped; or compel him to serve two days for every one which he shall have lost: any misconduct of a master may be redressed by application to the county court.
- Contracts made between a master and servant during the time of service are void. Servants at the expiration of their service, if no wages be contracted for, are entitled to a suit of clothes, &c.

No person shall deal with a servant without consent of his master, under penalty of forfeiting four times the value to the master, and twenty dollars to the informer.

Headrights

Each person who paid transportation charges for themselves, family members, and servants was eligible to claim a headright for 50 acres of land. These were proven in the courts. Also recorded in early land patents. See *Cavaliers and Pioneers*. In 1666, the right of each 50 acres based on transportation of a person to the colony could be proved in any court of record whose clerk would issue a certificate or warrant which could be used anywhere in the colony and indicated the amount of land to be surveyed for the claimant. The certificates soon became a form of currency which resulted in a number of headrights being claimed years after the servant or immigrant arrived in the colony. Note that the location of the land often had nothing to do with where servants, or others imported, resided when they migrated to Virginia. The listing of someone as a headright in a patent only indicates that they immigrated to Virginia prior to the date of the patent. Duplicates can be found particularly for those who went back and forth between England and Virginia.

At the beginning of the 18th century the rights to obtaining land could be through headrights or treasury rights which cost five shillings for every 50 acres. Until 1717, the treasury rights could only be purchased from the receiver general, after that the county surveyors could sell them.

Bibliography

Online Sources:

Virtual Jamestown online at http://www.virtualjamestown.org/page2.html

- Registers of Servants Sent to Foreign Plantations, 1654 – 1686 over 10,000 entries for London, Bristol and Middlesex.
- Extracts of servant records from York County.
- Geography of Slavery in Virginia contains newspaper notices of runaway slaves and servants in the 18th and 19th centuries.

Immigrant Servant's Database by Price & Associates, Inc. at
https://immigrant.pricegen.com/login/login.php

- Over 15,000 entries for servants who settled south of New England.
- Uses a variety of published abstracts including the Sparacio *Virginia Court Records* series.

Brigham Young University's *Immigrant Ancestors Project* online at
http://immigrants.byu.edu/main_page

- Appears to have very few colonial records.

English Christening indexes are available at the *FamilySearch* "English Church Records" Wiki at https://wiki.familysearch.org/en/England_Church_Records. It includes links to the following free and commercial databases: IGI, FindMyPast.co.uk, Record Search Pilot at FamilySearch.org, TheGenealogist.co.uk, Ancestry.co.uk and a number of others.

The Proceedings of the Old Bailey: London's Central Criminal Court, 1674-1913.
http://www.oldbaileyonline.org/

Print Sources:

Ballaugh, James Curtis. *White Servitude in the Colony of Virginia*. 1895; reprint, Westminster, Md.: Heritage Books, 2009.

Dorman, John Frederick. *Adventurers of Purse and Person Virginia, 1607-1624/5,* 3 Vols. 4th Edition. Baltimore: Genealogical Publishing Co., 2004-2007.

Games, Alison Frazier. "Venturers, Vagrants and Vessels of Glory : Migration from England to the Colonies Under Charles I." Doctoral Thesis. Ann Arbor : UMI, 1992. Available online for purchase at Dissertation Express - http://disexpress.umi.com/dxweb.

Hotten, John Camden. *The Original Lists of Persons of Quality ... Who Went From Great Britain to the American Plantations, 1600-1700.* Baltimore : Geneal. Pub., 1986.

Morgan, Edmund S. "Headrights and Head Counts, " *The Virginia Magazine of History and Biography* Vol. 80 (1972), 361-371.

Murphy, Nathan W. " Origins of Colonial Chesapeake Indentured Servants: American and English Sources," *National Genealogical Society Quarterly.* Vol. 93 (March 2005): 5-24.

Nugent, Nell Marion. *Cavaliers and Pioneers: Abstracts of Virginia Land Patents and Grants, 1623-1732*. 3 Vols. 1934.Reprint, Richmond, Va.: Virginia State Library and Archives, 1979-1992.

Petty, James W. "Seventeenth Century Virginia County Court Headright Certificates" *The Virginia Genealogist.* Volume 45 (January-March 2001 (pp. 3-22) and April-June 2001 (pp. 112-122)

Phillips, Richard Hayes, *Without Indentures: Index to White Slave Children in Colonial Court Records (Maryland and Virginia)*. Baltimore: Genealogical Pub. Co., 2013.

Weaver, Jack W. and Deegee Lester. *Immigrants from Great Britain and Ireland : a Guide to Archival and Manuscript Sources in North America*. Westport : Greenwood, 1986.

Books by Peter Wilson Coldham – all published by Genealogical Publishing Co., Baltimore, Maryland:

1. *American Loyalists Claims: Abstracted from the Public Record Office* (Sally Lou Mick Haigh, co-author).
2. *American Migrations: 1765-1799 The Lives, Times and Families of Colonial Americans Who Remained Loyal to the British Crown Before, During and After the Revolutionary war*

3. *American Wills Proved in London, 1611-1775.*
4. *Bonded Passengers to America Child Apprentices in America from Christs Hospital London 1617-1778.*
5. *The Complete Book of Emigrants in Bondage, 1614-1775.*
6. *The Complete Book of Emigrants, 1607-1660: A Comprehensive Listing Compiled from English Public Records of Those Who Took Ship to the Americas for Political, Religious, and Economic Reasons.*
7. *The Complete Book of Emigrants, 1661-1699.*
8. *The Complete Book of Emigrants, 1700-1750.*
9. *Complete Book of Emigrants, 1751-1776.*
10. *Emigrants from England to the American Colonies, 1773-1776 Emigrants in Chains: A Social History of Forced Emigration to the Americas of Felons, Destitute Children, Political and Religious Non-Conformists, Va.*
11. *Emigrants in Chains: A Social History of Forced Emigration to the Americas of Felons, Destitute Children, Political and Religious Non-conformists, Vagabonds, Beggars and O .*
12. *English Adventurers and Emigrants, 1609-1660: Abstracts of Examinations in the High Court of Admiralty With Reference to Colonial America.*
13. *English Estates of American Colonists: American Wills and Administrations in the Prerogative Court of Canterbury, 1700-1799.*
14. *The King's Passengers to Maryland and Virginia: Lord Mayor's Court of London: Depositions Relating to Americans, 1641-1736.*
15. *More Emigrants in Bondage: 1614-1775.*
16. *More English Adventurers and Emigrants, 1625-1777: Abstracts of Examinations in the High Court of Admiralty With Reference to Colonial America.*
17. *North American Wills Registered in London, 1611-1857.*
18. *Settlers of Maryland .*
19. Settlers of Maryland 1679-1700 .
20. *Settlers of Maryland 1679-1783: Consolidated Edition .*
21. *Supplement to the Complete Book of Emigrants in Bondage 1614-1775.*

Books by P. William Filby:

- *Gale Research. Passenger and Immigration Lists Index, 1500s-1900s [database on-line]. Provo, UT, USA: Ancestry.com Operations, Inc, 2010.*
- *Passenger and Immigration Lists Index : A Guide To Published Arrival Records of About 500,000 Passengers Who Came To The United States And Canada In The Seventeenth, Eighteenth, And Nineteenth Centuries.*

Books by Noel Currer-Briggs:

- *Virginia Settlers And English Adventurers; Abstracts of Wills, 1484-1798, and Legal Proceedings, 1560-1700, Relating To Early Virginia Families.* Baltimore, Genealogical Pub. Co., 1970
- *Colonial Settlers and English Adventurers: Abstracts of Legal Proceedings in Seventeenth-Century English and Dutch Courts Relating to Immigrant Families.* Baltimore, Genealogical Publishing Co., 1971 – supplement to above.

Books by David Dobson:

1. *American Data From the Aberdeen Journal, 1748-1783.* Baltimore : Clearfield, 1998
2. *American Data From the Records of the High Court of the Admiralty of Scotland, 1675-1800.* Baltimore : Clearfield, 2006.
3. *American Vital Records From the Gentleman's Magazine 1731-1868.* Baltimore, MD : Genealogical Publishing, 1987.
4. *Barbados and Scotland Links, 1627-1877.* Baltimore : Clearfield, 2005.
5. *Directory of Scots Banished to the American Plantations, 1650-1775.* Baltimore : Genealogical Publishing, 1983.
6. *Directory of Scottish Settlers in North America, 1625-1825.* Baltimore, MD : Genealogical Publishing, 1984.
7. *Irish Emigrants in North America. 6 Vols.* Baltimore : Clearfield, 1994-1995.
8. *More Scottish Settlers, 1627-1827.* Baltimore : Clearfield, c2005.
9. *The original Scots Colonists of Early America.* Baltimore : Geneal. Publishing, 1989, 1998.
10. *Scots - Scandinavian Links in Europe and America, 1550-1850.* Baltimore : Clearfield, 2005.
11. *Scots in the mid-Atlantic Colonies, 1635-1783.* Baltimore : Geneal. Pub., 2002.
12. *Scots on the Chesapeake, 1607-1830.* Baltimore, MD : Geneal. Publishing, 1992.
13. *Scottish Catholics at Home and Abroad, 1680-1780.* Baltimore, MD : Clearfield, c2010.
14. *Scottish Emigration To Colonial America, 1607-1785.* Athens, GA : University of Georgia Press, 1994.
15. *Scottish Quakers and Early America, 1650-1700.* Baltimore : Clearfield, 1998.
16. *Scottish Soldiers in Colonial America.* Baltimore : Clearfield, 1997.
17. *The Scottish Surnames of Colonial America.* Baltimore, MD : Clearfield, 2003.
18. *Scottish Transatlantic Merchants, 1611-1785.* Baltimore : Clearfield, c2007.
19. *Scottish-American Court Records, 1733-1783.* Baltimore : Geneal. Pub., 1991.
20. *Scottish-American Gravestones, 1700-1900.* Baltimore : Clearfield, 1998.
21. *Scottish-American Heirs, 1683-1883.* Baltimore : Genealogical Publishing, 1990.
22. *Scottish-American Wills, 1650-1900.* Baltimore : Genealogical Publishing, 1991.
23. *Ships FROM Ireland to EARLY America, 1623-1850.* 3 Vols. Baltimore : Clearfield, 1999-.
24. *Ships FROM Scotland to America, 1628-1828.* 4 Vols. Baltimore, Md : Genealogical Publishing., *1998.*
25. *Transatlantic VOYAGES, 1600-1699.* Baltimore : Clearfield, 2004.

Converting a Bunch of Evidence into a Credible Conclusion

Thomas W. Jones, PhD, CG, FASG, FUGA, FNGS • Tom@JonesResearchServices.com

Thorough research often yields disparate evidence items. Genealogists can organize the mixture, assess it as a whole, and convert the assemblage into a provable conclusion.

This session assumes that—

- ✓ You have investigated a focused research question or problem.
- ✓ You have amassed a body of information related to that question.
- ✓ Although you do not know whether or not you have a conclusion, you have examined many sources, perhaps all the sources likely to contain information related to the problem you are investigating.
- ✓ You assessed each source and information item as you examined it.
- ✓ You considered the evidence that each information item yielded as a possible answer to your research question.
- ✓ You might be ready to assemble your evidence into a conclusion.

Evidence Assemblages

- ✓ An evidence assemblage is a grouping of genealogical evidence items giving you one or more tentative answers to a research question.
- ✓ Despite a tentative answer's underlying source and information qualities, its accuracy is open to question until you assemble and compare evidence items.
- ✓ Evidence items in your assemblage might give compatible answers, incompatible answers, or some combination of compatible and incompatible answers, but only one compatible answer or group of compatible answers can be correct. Each tentative answer is a hypothesis to accept or reject.
- ✓ Your assemblage is complete after you have completed reasonably thorough research. The resulting evidence items can range from few to many.

Before Assembling Evidence

Because related evidence items add nothing beyond the first, *begin by establishing each evidence item's independence* from others.

- ✓ Independent evidence items arise from
  - eyewitnesses who did not confer,
  - events that are not related, including those reported by one eyewitness, or
  - varying reports of the same event, identity, or relationship, including those reported by one eyewitness.
- ✓ Merge your related evidence items into one item or set aside all related items but one. Do not view related evidence items as "corroboration."
- ✓ Put only independent and merged evidence items into your assemblage.
- ✓ Make assessing evidence-independence a routine component of your evidence-gathering and evidence-assessment activities.

Copyright © 2023 by Thomas W. Jones.

#NGS2023GEN

Creating Evidence Assemblages

- ✓ Begin detecting and assembling evidence as you collect information from sources. Early assemblages can reveal evidence gaps and reasoning lapses, triggering further research and reasoning, which can yield more evidence.
- ✓ Do not establish any conclusion prematurely. As you continue gathering evidence, the combinations of evidence types and the answers they give likely will change.
- ✓ As your research approaches thoroughness, your assemblage will stabilize.
- ✓ When you have exhausted the likely relevant sources, you have the raw material for your assemblage. Determine its initial evidence combination and choose one or more suitable formats for studying the assemblage.

Evidence Combinations in Assemblages

1. Direct evidence items agree unanimously on the answer to your research question. Any indirect or negative evidence agrees with that direct evidence. This is the most common scenario and the easiest to understand.
2. Items of indirect evidence, negative evidence, or both agree unanimously on a question's answer. You could find no applicable direct evidence.
3. Direct evidence items—perhaps combined with indirect evidence, negative evidence, or both—give two or more incompatible answers to your research question. Only one answer can be correct.
4. Items of indirect evidence, negative evidence, or both give incompatible answers to your research question. You found no applicable direct evidence.

Evidence-Assemblage Formats

A mental assemblage is viable when

- your thorough research yielded a convincing abundance of reliable direct evidence in total agreement (combination 1), or
- only evidence with obvious deficiencies conflicts with all your assembled evidence from original records containing eyewitness information.

You might begin with a mental assemblage and realize that a graphic format would be more helpful.

A combination of graphically arranged writing (like a documented chart, list, table, or timeline) is desirable when

- The arrangement helps you understand the evidence items' qualities, see which evidence items agree and disagree, and group them into hypotheses.

A documented graphic (like a genealogical chart, land platting, or a map) is desirable when

- it shows congruence, or its absence, among evidence of familial, spatial, and other relationships.

Discarding ("Resolving") Incompatible Evidence Items

Discard evidence that you establish is incorrect by justifying the discard with

- *nonsubstantiation*—uncorroborated evidence items;
- *poor quality*—evidence from narratives, derivative records, or secondary information competing with evidence from original records and eyewitnesses;
- *a rationale*—a plausible explanation of an evidence item in error; or
- any combination of those three conditions.

Copyright © 2023 by Thomas W. Jones.

Testing an Evidence Assemblage

- ✓ Ensure that your assemblage omits no independent evidence from reasonably thorough research, the "glue" that holds any genealogical conclusion together.
- ✓ Arrange your assemblage, rearrange it, and study it to "correlate" your evidence by identifying
  - the relative qualities of the evidence in the assemblage,
  - all answers to your research question that the evidence items provide,
  - any answers that are compatible and any that are incompatible, and
  - any patterns the assemblage might reveal.
- ✓ Treat each answer in the assemblage as a hypothesis to test in its own right and to compare with and to test against other hypotheses in the assemblage.
- ✓ Ensure that the assemblage includes eyewitness information and original records.
- ✓ After resolving any conflicting evidence, assess the assemblage for unanimity, ensuring that no unresolved incompatible answers remain from direct, indirect, or negative evidence.
- ✓ Understand that a unanimous assemblage of evidence items resulting from thorough research is not necessarily a conclusion, but it is close. When an assemblage passes all the above tests and steps, it becomes a provable conclusion, to be presented in writing and explained with documentation.

#NGS2023GEN

Definitions of Selected Technical Terms

Adapted from Thomas W. Jones, "Glossary," in *Mastering Genealogical Proof* (Arlington, Va.: National Genealogical Society, 2013).

analysis	Considering the characteristics, history, and purpose of a source and its relevant information items to determine their likely accuracy
assemblage	A grouping of evidence items giving tentative answers to a genealogical research question
conclusion	An answer to a research question that passes tests of analysis and correlation but has not been explained and documented in writing
correlation	A process of comparing and contrasting genealogical information and evidence to reveal conflicts, parallels, and patterns
direct evidence	An information item that by itself answers a research question; the opposite of indirect evidence
evidence	A genealogical research question's tentative answer, usually referring to or reflecting kinship or some aspect of kinship; can be right or wrong, complete or incomplete, or vague or specific; can be direct, indirect, or negative
independent	Refers to sources, information, and evidence items that do not duplicate each other
indirect evidence	Two or more information items that answer a research question only when combined; the opposite of direct evidence

(list continues)

Copyright © 2023 by Thomas W. Jones.

Definitions of Selected Technical Terms

(continued)

Adapted from Thomas W. Jones, "Glossary," in *Mastering Genealogical Proof* (Arlington, Va.: National Genealogical Society, 2013).

information	Statements based on experience, fabrication, hearsay, intuition, observation, reading, research, or another means; a source's surface content, including its physical characteristics; what you see or hear when you examine a source, not what you interpret; can be primary, secondary, or undetermined
negative evidence	A type of evidence arising from an absence of specific information in an extant record where that information might be hypothesized; one of three categories of genealogical evidence; not a synonym of *negative search*
proof	Genealogical data or conclusions that are acceptable because they meet the Genealogical Proof Standard's five criteria
source	A container of information in fixed form; includes all kinds of publications and unpublished artifacts, records, recordings, and written materials; may be used in a physical form or as a facsimile

Sources and Further Reading

Anderson, Robert Charles. *Elements of Genealogical Analysis*. Boston: New England Historic Genealogical Society, 2014.

Board for Certification of Genealogists. *Genealogy Standards*, 2nd ed. rev. Nashville, Tenn.: Ancestry.com, 2021. Also available as a Kindle e-book.

Jacobus, Donald Lines. "On the Nature of Genealogical Evidence." *New England Historical and Genealogical Register* 92 (July 1938): 213–20.

Jones, Thomas W. "Reasoning from Evidence." In Elizabeth Shown Mills, editor. *Professional Genealogy: Preparation, Practice & Standards*. Baltimore: Genealogical Publishing Company, 2018.

———. *Mastering Genealogical Proof*. Arlington, Va.: National Genealogical Society, 2013. Also available as a Kindle e-book.

Mills, Elizabeth Shown. "Fundamentals of Evidence Analysis." In *Evidence Explained: Citing History Sources from Artifacts to Cyberspace*, 3rd edition. Baltimore: Genealogical Publishing, 2015. Also available as a Kindle e-book.

———. "Working with Historical Evidence: Principles and Standards." *National Genealogical Society Quarterly* 87 (September 1999): 165–84.

Published Examples

For many more examples, see most issues of the *National Genealogical Society Quarterly*, available online to NGS members at https://www.ngsgenealogy.org/ngsq/ngsq_archives/

Green, Karen Mauer, and Birdie Monk Holsclaw. "'Beginning at a Black Oak . . .': Hackenberger Evidence From a Lancaster County, Pennsylvania, Neighborhood Reconstruction." *National Genealogical Society Quarterly* 100 (June 2012): 105–22.

Henningfield, Melissa Daffin. "Determining Linnie Leigh Gray's Birth Date." *National Genealogical Society Quarterly* 98 (December 2010): 245–50.

Jones, Thomas W. "'In the County of Cumberland and the Province of New York': Clarifying Josiah Burton's Identity, Relationships, and Activities." *The New York Genealogical and Biographical Record* 147 (April 2016): 85–101.

———. "Two James Greenfields from New England to New York." *The New York Genealogical and Biographical Record* 147 (October 2016): 245–63.

Copyright © 2023 by Thomas W. Jones.

MRS. SIMMONS' FATHER: A CASE STUDY OF INDIRECT EVIDENCE IN COLONIAL MARYLAND

Rebecca Whitman Koford, CG®, CGL℠ | rwk.genealogy@gmail.com
National Genealogical Society Family History Conference | May 2023
Board for Certification of Genealogists® Skillbuilding Lecture

The evidence for this case rests on indirect evidence placing prospective family members together in time and location and finding interactions with one another, including the exchange of real estate. This project proves the relationship between Mrs. Elizabeth Simmons to her father, Joseph Isaacs/Isacke. There was unsupported direct evidence, but only in the form of online family trees. Direct evidence from unsupported or uncited sources is *not* the same as no evidence or negative evidence, it is still evidence and direct. All facts must be investigated for their original source. *Genealogy Standards* detail a reasonable route for recognizing reliable information, discriminating between pieces of evidence, and crafting an argument of proof, depending on the types of evidence utilized in a case (see pages 23–29).

#NGS2023GEN



Hallmarks of Constructing Strong Links between Pieces of Indirect Evidence

Evidence rarely is clean and straight-forward the first time one begins researching. Indirect evidence is all that much messier. It sometimes feels like walking backwards and sideways at the same time. Once the pieces fall into place, the pattern becomes much more evident. Assembled research results must be written to be cohesive (Standards 65, 66, & 69). DIRECT EVIDENCE is a fact found within a source (document, headstone, story by Aunt Margie, mysterious family pedigree chart) that answers a research question completely. It does not guarantee that the answer is correct. INDIRECT EVIDENCE are those facts and pieces of information found within a source, which answer a research question only when added together with other pieces of information from other independent sources. *Indirect evidence is always compiled and concludes with the researcher's analysis.* Indirect evidence may support facts of direct evidence found in another source or conflict with it (*Genealogy Standards*, pp. 75, 77, 80).

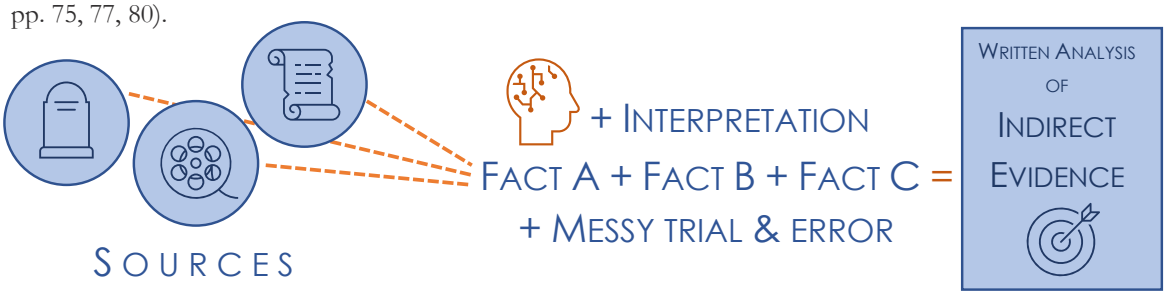

© 2023 • Rebecca Whitman Koford Genealogical Research, LLC • All rights reserved

A Research Step Often Missed: Confirming Identity of Target Ancestor

Before any exploration into finding unknown parentage can be undertaken, one must first truly confirm ALL known facts about the target ancestor (Standard 64). A mis-understood ancestor takes a researcher on an immediate path to inconsistent and/or erroneous results. When researching to confirm "known" facts about an ancestor, researchers may find additional clues needed for their unknown parentage search. To truly understand if the facts and evidence you have about the ancestor are verifiable, apply these tests:

1. Does every fact (birth, marriage, death dates & places, children & spousal relationships) have corresponding documentation that is from an original source (not an index), made by a reliable informant?
2. For every unverified fact, have I been able to confirm or refute the information with evidence from original sources from reliable informants?
3. Were the informants who related the facts close to the event (in location and time)?
4. What other sources will help elaborate on the information I am seeking to identify my target ancestor?
5. Have I looked for men/women of the same name and identified them separately? Finding people of the same name happens *more often than not*.

Review: What Were the Paths of Indirect Evidence for Mrs. Simmons?

Hint: it was not the first path the research took. A simplification of the research results are below.

1. Joseph Isaacs' will named an unmarried daughter as Elizabeth in 1688.
2. By 1701, Elizabeth (–?–) married Jonathan Simmons and had one child named Joseph.
3. The Simmons and Isaacs families attended the same church, circa 1705–1730s.

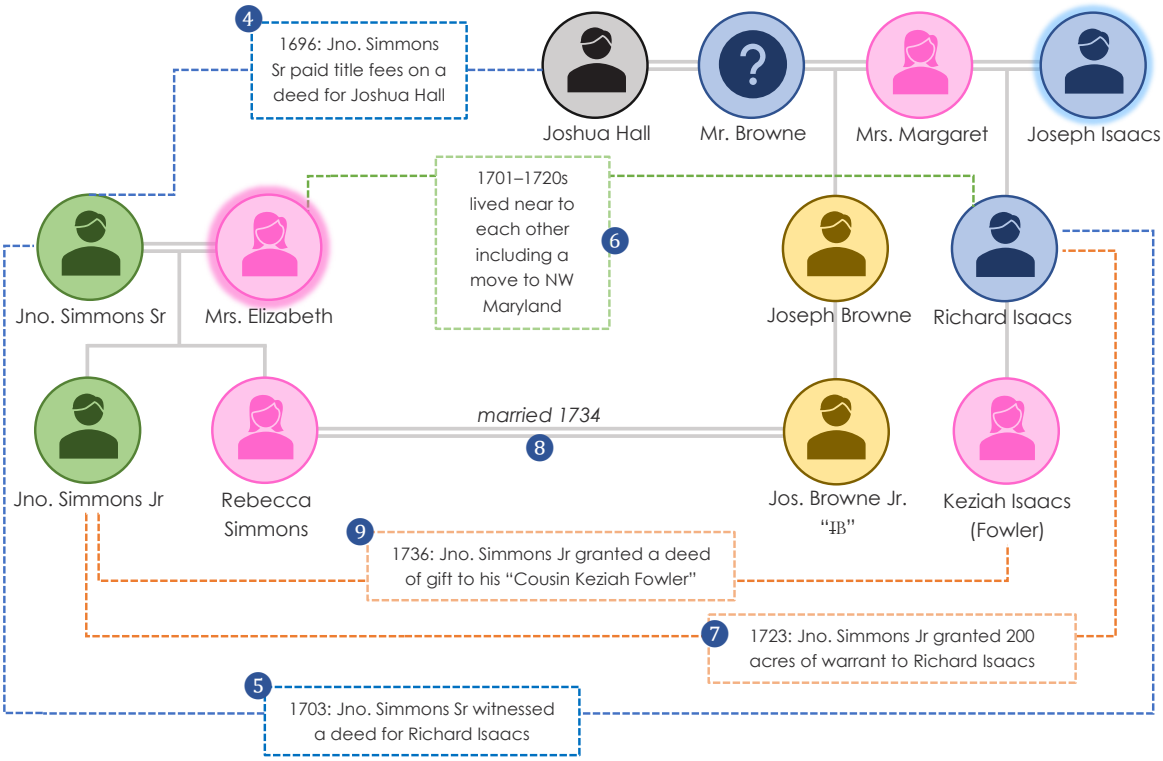

© 2023 • Rebecca Whitman Koford Genealogical Research, LLC • All rights reserved

What is Different about Research in Colonial Maryland?

- Understand the concept of Maryland's early jurisdictional "Hundreds." A Hundred was a political and governmental jurisdiction where taxes were collected, and justices of the peace and constables appointed. The origin of the size of a hundred is in dispute. Some say it was a 100 acres square, others say it held about 100 families, and others believe that it was a district that could provide 100 men for the local militia. Nevertheless, the name of the hundred where an ancestor lived can be considered his "town" and may help distinguish men of the same name.
- Land patents & survey records can be found as early as 1633. Maryland is a state-land state; most lots are described in metes and bounds of irregular shapes. Some exceptions are when large manors were subdivided for sale into semi-rectangular lots. Maryland residents gave unique names to their lands when surveyed, such as *Roberts Fancy* or *All I Could Get*. Deeds usually refer to these names or the original survey names that the land was partitioned out of. Early watercourse names are important features. Of any of the states in the U.S., Maryland has the most complete set of deed records (historic and modern) online at *MDLandRec.net*. Choose a county and click "Active Indices" for indexes.
- Headrights were granted at 50 acres per transportee between 1633 to 1683, see Skordas's *Early Settlers of Maryland*. Not all Lord Baltimore's Land Grant warrants were obtained by headright. From 15 May 1683 through 1776 (excepting the years 1689–1694 during the Protestant Revolution), Maryland's Land Office was the next overseer of colonial land management. Residents could apply for a warrant, have it surveyed, and later patent the land at the current purchase rate. Rents were assiduously collected in Maryland, and rent rolls are generally extant for most areas from about 1639–1776.
- Generally, once a document was introduced to the Register of Deeds, Probate Court, or other court for recording, county clerks recopied the information into their own record books. In Maryland, each clerk of the county court labeled the books first by his initials, then started with deed book number one. When a new clerk took over, that new official would name the next book series by his initials and then start again with book number one. Therefore, in a single county, one may find court books from 1800–1830 labeled, as an example, ABC 1, ABC 2, ABC 3, and so on as each record book filled and until the end of a clerk's tenure. Then from 1831–1860, the new clerk for the next books may be label them XYZ 1, XYZ 2, XYZ 3, etc. To further confuse the issue, modern clerks have sometimes renumbered the entire system so that, for example, a book originally labeled as XYZ 3 (1851–1860) may now be county book 6. When looking for deeds/probate, note the *time period* for the book.
- Maryland's Provincial Court was established in 1671 to handle estates and probate. The probate process would be initiated at the county level courthouse and copies would be sent to the Prerogative Court. In essence, three copies of estate records could potentially exist: original files (likely at the Maryland State Archive or original courthouse), parent county courthouse, and in Prerogative Court Records (at MSA or online at *FamilySearch*). The Maryland State Archives has indexes to colonial probate records online at http://guide.msa.maryland.gov/pages/viewer.aspx?page=courtsbefore1776.
- *Archives of Maryland Online* (AOMOL) is a word-searchable index which includes some of the earliest state court proceedings, laws, and military records. Exact-spelling search only, use phonetic variants, https://msa.maryland.gov/megafile/msa/speccol/sc2900/sc2908/html/index.html.

General Tips for Colonial Research

- Investigate the church records carefully for the ancestor's location. There were some areas that had official or unofficial "state churches" which required residents to record christenings & marriages in a particular denomination. For Maryland, use the Special Collections tab on the MSA website.

© 2023 • Rebecca Whitman Koford Genealogical Research, LLC • All rights reserved

- Be familiar with Secretary Hand script. It is one of the earliest handwriting styles, the type that features a lower-case e that looks backwards and flourishes that go where they are not expected. Practice reading and writing it. Websites are in the bibliography to get you started. (See Standard 32)
- Understand the court system changes in the ancestor's area. There may be multiple changes that affect where the records will be recorded, by whom, and why.
- Land records are typically very important to colonial research and therefore so are maps. Go the extra mile to find historic maps, even if offline at the state archive or historical society.

Bibliography

Board for Certification of Genealogists. *Genealogy Standards*, 2nd edition, revised. Nashville, Tennessee: Ancestry, 2021.

Broyles, Steve. "Metes and Bounds Surveys." *DirectLineSoftware.com*. See also "Surveying Units and Terms," http://www.directlinesoftware.com/survey.htm.

Gibbs, Carson. "New Early Settlers of Maryland." *Maryland State Archives*. Database, http://earlysettlers.msa.maryland.gov/. The introduction and foreword are recommended reading.

Gould, Clarence P. *The Land System in Maryland, 1720–1765*. Baltimore: John Hopkins Press, 1913. Viewable at *Internet Archive*, https://archive.org/details/landsysteminmar00goul.

"How to Use Google Earth Pro – Beginner's Tutorial 2022." Teacher's Tech. Video tutorials, *YouTube*, https://www.youtube.com/watch?v=45XAtn2qdn0.

Hone, E. Wade. *Land & Property Research in the United States*. Salt Lake City: Ancestry, 1997.

James, Kathryn. "Quarantine Reading: Learn to Read Secretary Hand." Yale University. Beinecke Rare Book & Manuscript Library, 25 August 2020. Viewable at https://beinecke.library.yale.edu/article/quarantine-reading-learn-read-secretary-hand.

Koford, Rebecca Whitman and Hoffman, Debra A. *Maryland: NGS Research in the States Series*. NGS Special Publication no. 137. Falls Church, Virginia: National Genealogical Society, 2021.

"Land Records." *Maryland State Archives*. Online guide at http://guide.msa.maryland.gov/pages/viewer.aspx?page=landrecords.

MDLandRec.net. Maryland State Archives.Access to all verified land record instruments in Maryland, provided at no charge; registration required.

Plats.net. Maryland State Archives. Digital Image Reference System for Land Survey, Subdivision, and Condominium Plats. Read the Beginner's Guide before using.

Price, Edward T. *Dividing the Land: Early American Beginnings of Our Private Property Mosaic*. Chicago, IL: The University of Chicago Press, 1995.

"Script Tutorial: Making Sense of Old Handwriting." Brigham Young University, Center for Family History and Genealogy. https://script.byu.edu/Pages/the-english-documents-pages/en-hands.

Skordas, Gust. *The Early Settlers of Maryland: An Index to Names of Immigrants Compiled from Records of Land Patents, 1633-1680*… Baltimore: Genealogical Publishing Company, 1968. See the online edition by Gibbs (noted above) which adds approximately 8,600 names.

The words Certified Genealogist and its acronym, CG, are a registered certification mark, and the designations Certified Genealogical Lecturer and its acronym, CGL, are service marks of the Board for Certification of Genealogists®, used under license by board certificants after periodic evaluation.

© 2023 • Rebecca Whitman Koford Genealogical Research, LLC • All rights reserved

Researching Enslaved Persons in Virginia Records

Melanie McComb, Genealogist, melanie.mccomb@nehgs.org

Types of Records:

- Vital Records
- Cohabitation Registers
- Freedman's Bureau Records
- Freedman's Bank Records
- Probate Records
- Bills of Sale
- Slave Schedules
- Runaway Ads
- Emancipation Records
- Registers and Lists
- Chancery Records
- Online Resources

Vital Records

- Virginia Slave Birth Index (1853-1866) - https://www.familysearch.org/search/collection/3326815
- Virginia, U.S., Birth Registers, 1853-1911 (Ancestry $)
    - If an enslaved person was born between 1853 and 1865, they may be listed along with the name of the individual's enslaver and mother.
    - Link: https://www.ancestry.com/search/collections/62153/
- Virginia, U.S., Death Registers, 1853-1911 (Ancestry $)
    - If an enslaved person died between 1853 and 1865, they may be listed along with the name of their enslaver.
    - Link: https://www.ancestry.com/search/collections/62152/

Cohabitation Registers

- A list of married couples or children for individuals who gained freedom after the Civil War. Since marriage was not legal for enslaved individuals, these registers legalized marriages that occurred prior to emancipation.
- The registers include names of the enslavers, where they resided, and where they were born.
- Virginia Cohabitation Records - https://www.familysearch.org/en/wiki/Virginia_Cohabitation_Records

Freedman's Bureau Records

- The Bureau of Refugees, Freedmen, and Abandoned Lands (also known as Freedmen's Bureau) was created by Congress in 1865.
- They established hospitals and schools, supervised the creation of labor contracts, assisted with locating lost family members, providing clothing and other assistance.
- They ceased operations in Virginia on January 1, 1869, and the Freedmen's Bureau was abolished by law on June 10, 1872.

Freedman's Bank Records

- Created by Congress in 1865 for freedmen, these records include information about account holders including place of birth, residence, age, name of employer, spouse, parents, children, and military service. Early records may identify the name of a previous enslaver.

Probate Records

- Enslaved persons are bequeathed to family members, friends, or associates in wills.
- If the deceased died intestate (without a will), their enslaved persons may be listed in the inventory and subsequent sale documentation. These lists often include names, ages, sex, and race.

Bills of Sale

- A bill of sale is when a buyer and seller make an agreement for the purchase of goods in exchange for cash or trade. Enslaved persons may be included in these sales.
- Search the grantor indexes in the county land deeds for bills of sale by the enslaver's family. Many of the land deeds can be found on FamilySearch.org.

Slave Schedules

- Enslaved persons were not identified by name – they were enumerated under the enslaver by age, sex, and color.
- 1850 U.S. Slave Schedule - https://www.familysearch.org/search/collection/1420440
- 1860 U.S. Slave Schedule - https://www.familysearch.org/search/collection/3161105

Runaway Ads

- Advertisements placed in newspapers with a description of the enslaved person, the name of the enslaver, details on when they were last seen and what the enslaved person was wearing, and sometimes includes name of enslaved person.

Emancipation Records

- Wills may record an enslaver's intent to set free an enslaved individual upon their death or when certain conditions were met.
- Deed books may contain manumission records, where an enslaved individual was immediately set free by the enslaver.
- Freedom suits – an enslaved person may sue for their freedom from the court. These records are found in court order books, minute books, and judgment files.

Registers and Lists

- Free African Americans were required to register themselves. These registers note if they were born or if not the name of the person who manumitted them.
- If registers don't survive, there may be a reference in the minute books of the court.
- In 1801, African Americans who were free were required to submit a list of their taxable property annually. These were known as "Free Negro Lists" and included name, sex, residence, and occupation.

Chancery Records

- Chancery court was a court of equity
- If an enslaver died intestate, the families went to court to divide the estate. Enslaved persons were often brought up in court proceedings and included details on which family member they were given/sold to.
- Freedom suits may also be included in the chancery court records.
- Chancery Records Index - https://www.virginiamemory.com/collections/chancery

Online Resources

- Born in Slavery: Slave Narratives from the Federal Writers' Project, 1936 to 1938 - https://www.loc.gov/collections/slave-narratives-from-the-federal-writers-project-1936-to-1938/about-this-collection/
- Discover Freedmen – https://www.discoverfreedmen.org
- Enslaved: Peoples of the Historical Slave Trade – https://enslaved.org
- Freedom on the Move (Runaway Ads) - https://freedomonthemove.org/ https://freedomonthemove.org
- United States Black Heritage Project – https://www.wikitree.com/wiki/Project:US_Black_Heritage
- Virginia Untold: The African American Narrative - https://lva.primo.exlibrisgroup.com/discovery/search?vid=01LVA_INST:VU

Published Resources

African American Resources at the New England Historic Genealogical Society: A Selected Bibliography (Boston, MA: New England Historic Genealogical Society, 2010).

Burroughs, Tony, *Black Roots: A Beginner's Guide to Tracing the African American Family Tree* (New York: Fireside, 2001).

Catterall, Helen Tunnicliff, *Judicial Cases Concerning American Slavery and the Negro*. (New York: Octagon Books, 1968).

Slave Bills of Sale Project (Atlanta, GA: African American Family History Association, Inc., 1986).

Witcher, Curt Bryan, *African American Genealogy: A Bibliography and Guide to Sources*. (Fort Wayne, IN: Round Tower Books, 2000).

Ethnicity Estimates Are Not Always Useless: Learn What They Are (and Aren't) Telling You

Paula Williams
pkwilliams823@gmail.com / www.paulawilliamsgenealogy.com

Ethnicity estimates from DNA testing companies are intriguing, frustrating, and often misunderstood. As genealogists, we often have a love/hate relationship with them. We love to complain about them[1] but we also reap the benefits of their advertisements' appeal to our cousins perhaps less interested in genealogy than we are. They can be especially helpful to those with a recent unknown ancestor, but can also be informative to the rest of us. These estimates are also called admixture or biogeographical estimates, and though some dislike the word "ethnicity," this is what they are most commonly called, especially by the testing companies, so that is the term we will use here.

What are ethnicity estimates?

The DNA testing companies compare your DNA to that in "reference populations" for various regions worldwide. These populations are collections of hundreds or thousands of individuals known to have ancestry from a particular geographical area. Ancestry defines their reference panel as "a set of people whose DNA is typical of DNA from a certain place—people native to a place or group. To make it into the AncestryDNA reference panel, people need two things: a paper trail that proves their family history, and DNA confirmation of their ethnicity." They then "find the reference panel DNA that's most similar to each segment of your DNA. Then, we assign your segments to the regions they resemble. For example, if a piece of DNA is most similar to the reference panel DNA from Tonga, that segment will go into the 'Tonga' bucket."

This highlights an important limitation to keep in mind. No, they're generally not digging up our ancestors and comparing us directly to them. No, they're not telling us where our one specific ancestor lived 200 years ago, at least not in most cases.[2] And, as FTDNA cautions in its white paper, "Ancestry analyses such as myOrigins are designed to estimate proportions of DNA that were inherited from ancestral populations. However, such tests require genetic distinguishability between populations to exist. A long time period of isolation is required – whether via geographic or ethnocultural barriers – for ancestry informative markers to emerge." This is considerably more difficult to consistently achieve within Europe or within Asia than it is between the two.

The companies use different reference populations, and different algorithms to calculate the percentages, so it is completely normal for your percentages to vary from company to company. The following image compares the author's estimates from Ancestry, 23andMe, FTDNA, and MyHeritage, respectively. In many cases, the inconsistencies are due to differences in reference populations and how they define regions – what one may call French & German, another may call Northwestern Europe, for example. There are a few puzzling differences as well.

[1] The *Legal Genealogist* writes an annual blog post in complaint of said estimates. See https://www.legalgenealogist.com/?s=not+soup for most of them.

[2] Genetic Communities are bringing us closer to this possibility, though!

©2023 Paula Williams

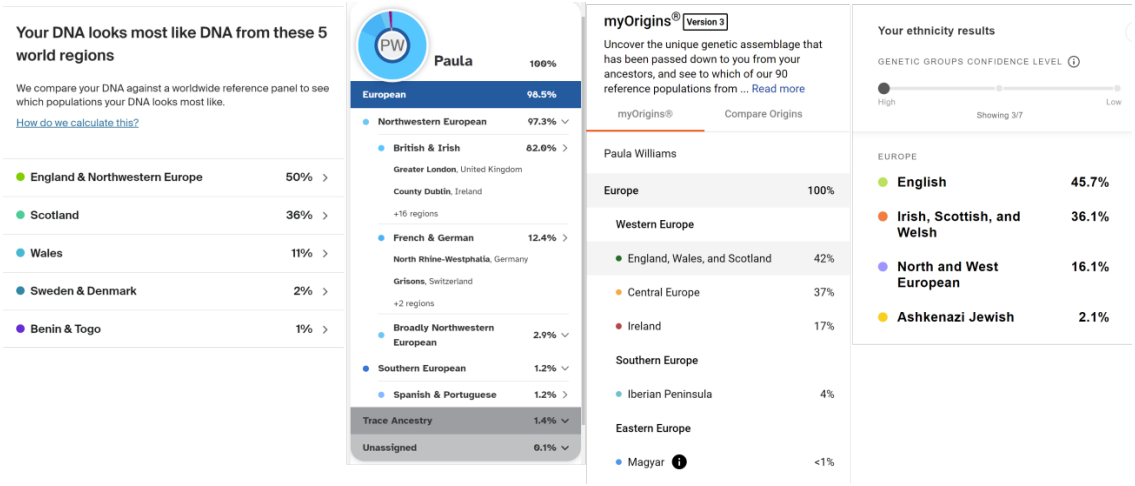

"But They're Not Telling Me What I (Think I) Already Know!"

A helpful exercise when evaluating DNA results of any kind, whether it be matches or ethnicity estimates, is to take stock of your tree. **Tree completeness**, or a measure of the ancestors we have been able to identify, is important in determining the confidence of our DNA conclusions. If we have holes in our tree because we have brick walls or otherwise cannot identify our ancestors, then we cannot be certain that a DNA match is on a line we think instead of through an unidentified ancestor. This can also affect our ethnicity estimates. Insistent that an unexplained region in our results must be "wrong" and cannot be the case because your grandfather is from a different region? Are you considering that said grandfather's own paternity is unknown due to a "non-paternal event"?[3] Some genealogists have calculated tree completeness in a spreadsheet, but DNA Painter has a tool that will calculate it from an uploaded GEDCOM.[4]

We also need to understand DNA inheritance. While we inherit half of our autosomal DNA from each parent, that doesn't mean that half of every ethnicity percentage they have will be reflected in our DNA and/or that of our siblings. If Dad is 33% German, 33% French, and 33% Scottish, his children may inherit different combinations.

"French" or "Italian" or "German" or "Scottish" may not mean the same thing to us that they meant historically or is meant by the reference panel. Also, our ancestors **traveled and migrated**, even hundreds of years ago. This especially true of bordering or nearby regions.

We often see advice to consider estimates "only accurate at the continental level." If you're expecting German and France but get more England & Northwestern Europe and Scandinavian percentages, you're

[3] Before DNA, we used to use "non-paternal event" to refer to situations where a child is born but only the mother is listed in records with no father identified. Though the term has since morphed to refer to a situation where a biological father is not the social or legal father, and often argued to be biologically impossible ("of course there must be a father!"), it is in the original "no father in the record" spirit that the term is used here.
[4] See Blaine Bettinger's blog and DNA Painter's blog, both cited in the references.

©2023 Paula Williams

at least "in the ballpark." As described above areas in Europe, for example, didn't quite have the isolation, so the difference between, say, English and Scottish or French and German may not be as great as we'd hope for wanting estimates to reflect our trees. However, if we're expecting all Irish and get half Irish and half European Jewish, a more genetically distinct group, then we need to consider there are other explanations than "the science is too fuzzy." On the contrary, the science may well be telling us something!

What Are the Estimates Really Telling Me?

Don't stop at the pie chart! Click on each of the regions, which usually provides a map and additional information about the regions. For example, the following image is the result of clicking the "England & Northwestern Europe" region. The map now shows a wider focus than just England and may explain where that expected French or Swiss disappeared to. We also see an explanation that the "estimate is 50%, but it can range from 44-64%." Only Ancestry provides the range, and it can be helpful if comparing a child to his parents or grandparents.



Communities and Groups

Ancestry's Genetic Communities and MyHeritage's (and, to some extent, 23andMe's) Genetic Groups use different algorithms and reference populations to zero in on some more recent ancestry than the 500-1000 years reflected in the regions discussed above. We won't get every community or group we think we should, but the ones we get can be helpful clues or confirmation of our trees. The author's "Catawba, Lincoln & Gaston County, North Carolina Settlers" indeed reflects some of what is known of the paper trail and may have been helpful in the case of unknown ancestry.

Comparing ethnicity with your matches may be a helpful exercise. This won't help with the "why is my German showing up as Scandinavian" kinds of questions, but if you have recent unknown ancestry, shared ethnicities or communities/groups may be helpful information to prompt further research, especially with smaller communities and more distinctive regions.

Chromosome Painting and Parental Splits

23andMe's "Ancestry Composition Chromosome Painting," FamilyTreeDNA's "Chromosome Painter," and Ancestry's "Ethnicity Inheritance" parental split and its own new "Chromosome Painter" all show us not just percentages for geographical regions, but where in our chromosomes the companies found segments of DNA matching segments assigned to those regions. If you've found a surprise region and want to explore it further, you can look for DNA matches who match you in that region and research their trees as well as your own. These can be helpful in deciding if a surprise region is "real" or perhaps what some refer to as "noise" instead. Many companies have assigned the author small amounts of African that some might just dismiss. However, Ancestry and 23andMe show African segments in the same place, and at 23andMe, the segments remain even when choosing that "change confidence level" option at the top of the painting, so we can have more confidence in it than in others that may only appear in at one company or another.

This segment information, especially from 23andMe and even Ancestry, can be uploaded to DNA Painter. If we're using that tool to map our chromosomes, the ethnicity segments may be a helpful addition to our work there.

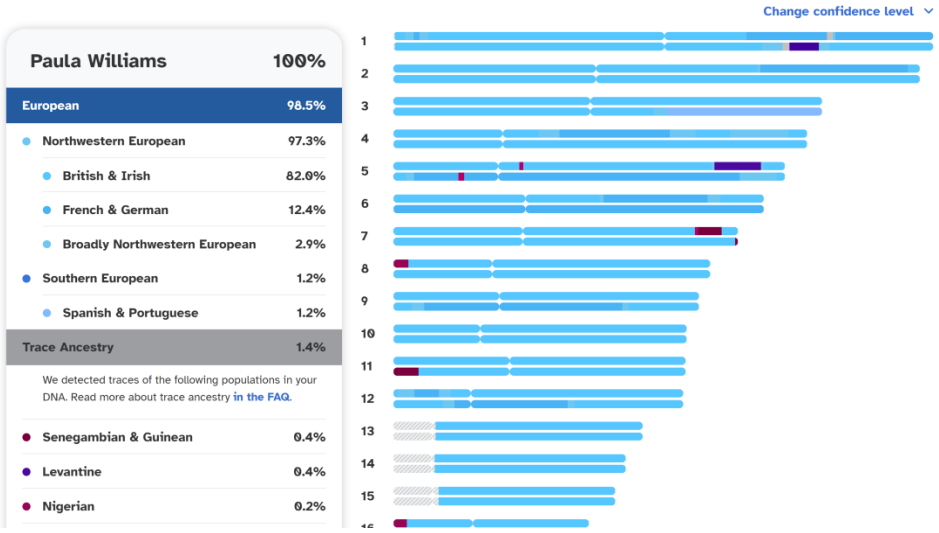

Explore Your Estimates! Learn Things!

Perhaps our estimates didn't back up our family story of the proverbial Cherokee princess or provide us a family village to research in the old country. They still have lots to tell us if we'd only listen. Don't just stop with the pie charts – read the help files and white papers, click on the regions and learn what that company means by "French" or "German" and what other regions might be backing up your paper trail in France or Germany even if you don't get those specific regions. Evaluate your tree completeness and see if a surprise region might be representing some of those unknown ancestors. And follow your testing companies' blogs or social media for updates. Companies often add reference populations, update their algorithms, and add new tools. That next update may provide some helpful information.

©2023 Paula Williams

Selected Resources
(All URLs valid as of 1 March 2023)

23andMe. "Ancestry Composition: 23andMe's State-of-the-Art Geographic Ancestry Analysis." *23andMe*, August 2022. https://www.23andme.com/ancestry-composition-guide/

-----. "23andMe Reference Populations & Regions." *23andMe*. https://customercare.23andme.com/hc/en-us/articles/212169298-23andMe-Reference-Populations-Regions

-----. "Meet Your Chromosome Painting." https://blog.23andme.com/23andme-and-you/23andme-how-to/meet-your-chromosome-painting/

Adrion, Jeffrey, et al. "Ethnicity Estimate 2022 White Paper." *Ancestry*, 2022. https://www.ancestrycdn.com/support/us/2022/08/ethnicity2022whitepaper.pdf

Ancestry. "AncestryDNA Reference Panel." *Ancestry*. https://support.ancestry.com/s/article/AncestryDNA-Reference-Panel

-----. "Ethnicity Inheritance." *Ancestry*. https://support.ancestry.com/s/article/Ethnicity-Inheritance

-----. "How are communities identified?" *Ancestry*. https://www.ancestry.com/cs/dna-help/communities/communities-identified

-----. "Understanding Inheritance." *Ancestry*. https://support.ancestry.com/s/article/Understanding-Inheritance

-----. "Unexpected Ethnicity Results." *Ancestry*. https://support.ancestry.com/s/article/Unexpected-Ethnicity-Results

Ball, Catherine, et al. "Genetic Communities White Paper: Predicting fine-scale ancestral origins from the genetic sharing patterns among millions of individuals." *Ancestry*. https://www.ancestry.com/cs/dna-help/communities/whitepaper

Bettinger, Blaine. "Ethnicity Estimates." *The Family Tree Guide to DNA Testing and Genetic Genealogy, Second Edition*. Cincinnati: Family Tree Books, 2019. Pages 173-193.

-----. "How Much of Your Family Tree Do You Know? And Why Does That Matter?." *The Genetic Genealogist*, posted 11 August 2015. https://thegeneticgenealogist.com/2015/08/11/how-much-of-your-family-tree-do-you-know-and-why-does-that-matter/

FamilyTreeDNA. "myOrigins Guide." *FamilyTreeDNA Help Center*. https://help.familytreedna.com/hc/en-us/articles/360004591816-myOrigins-Guide

Genealogical Musings. "Finally! A Gedmatch Admixture Guide!" *Genealogical Musings* posted 6 April 2017. http://genealogical-musings.blogspot.com/2017/04/finally-gedmatch-admixture-guide.html

©2023 Paula Williams

Hoitink, Yvette. "What Dutch DNA Looks Like – 2020 Edition." *Dutch Genealogy*, posted 22 May 2020. https://www.dutchgenealogy.nl/what-dutch-dna-looks-like-2020-edition/

Living DNA. "What does the Viking Upgrade include?" *Living DNA Support Center*, 20 April 2022. https://support.livingdna.com/hc/en-us/articles/5182251736722-What-does-the-Viking-Upgrade-include-

-----. "Which regions can we compare your ancestry with?" *Living DNA Support Center*, 21 February 2020. https://support.livingdna.com/hc/en-us/articles/360019480992-Which-regions-can-we-compare-your-ancestry-with-

Maier, Paul, et al. "MyOrigins 3.0: Combining Global and Local Methods for Determining Population Ancestry." *FamilyTreeDNA,* 18 August 2021. https://blog.familytreedna.com/wp-content/uploads/2021/08/myOrigins_3_WhitePaper.pdf

MyHeritage. "Introducing Our New DNA Ethnicity Analysis." *MyHeritage Blog*, 1 June 2017. https://blog.myheritage.com/2017/06/introducing-our-new-dna-ethnicity-analysis/

-----. "MyHeritage Launches Genetic Groups." *MyHeritage Blog*, 24 December 2020. https://blog.myheritage.com/2020/12/myheritage-launches-genetic-groups/

Perl, Jonny. "Eight ways you can use ancestral trees at DNA Painter." *DNA Painter Blog*, posted 11 March 2020. https://blog.dnapainter.com/blog/eight-ways-you-can-use-ancestral-trees-at-dna-painter/

-----. "New: AncestryDNA Chromosome Painter Segments." *DNA Painter Blog*, posted 27 July 2022. https://blog.dnapainter.com/blog/new-ancestrydna-chromosome-painter-segments/

-----. "Painting Your Populations." *DNA Painter Blog*, posted 31 May 2022. https://blog.dnapainter.com/blog/painting-your-populations/

Southard, Diahan. "DNA Q&A: All About Ethnicity Estimates." *Family Tree Magazine*. https://familytreemagazine.com/dna/dna-qa-best-ethnicity-estimates/

©2023 Paula Williams

Squatters on George Washington's Land—Pennsylvania and Virginia's Overlapping Colonial Land Disputes

Megan Clark Young
MACY's Genealogy
meganyoung@macysgenealogy.com

Though significant settlement did not occur in present-day western Pennsylvania until the latter half of the 1700s, the French, British, and Native Americans claimed land west of the Allegheny Mountains from the 1600s. Even among the British, boundary disputes between Pennsylvania and Virginia lasted for over one hundred years.

A series of events in this region caused the French and Indian War/Seven Years War, which had direct impact on the American Revolution. These events further led to the creation of competing land offices, court systems, and militias in the same physical jurisdiction. People who lived in parts of Pennsylvania's present Greene, Fayette, Washington, Westmoreland, and Allegheny counties dealt with two sets of government officials and laws.

General George Washington, a native Virginian and one of the most famous and powerful men in the fledgling country, sued twelve men in 1784 for "squatting" on his land. Given the chance to purchase the land from Washington, all twelve men declined as they believed they were legally entitled to the land and were willing to go to court.

When overlapping claims existed, "ownership was always awarded to the older or prior right regardless of in which state it had been acquired." There was also a general presumption that settlers who improved land would be given priority over an absentee owner with a certificate.[1]

The "squatters" arrived in October of 1773, and may have acquired their land through a Virginia Certificate, as many of their neighbors had.[2] However, they lost the court case, and their land was ceded to George Washington.

1. Donna B Munger, *Pennsylvania Land Records: A History and Guide for Research* (Wilmington, Del.: Scholarly Resources Inc., 2000), 127, 135.

2. Boyd Crumrine, *History of Washington County, Pennsylvania: With Biographical Sketches of Many of Its Pioneers and Prominent Men* (Philadelphia: L.H. Everts, 1882), 859–860 ; *Internet Archive* (archive.org/details/historyofwashing00crum); also "Warrantee Township Maps," pdf, *Pennsylvania Museum and Historical Commission* (http://www.phmc.state.pa.us/bah/dam/rg/di/r17-522WarranteeTwpMaps/r017Map3190WashingtonMountPleasantWeb.pdf), Mount Pleasant Twp., Washington Co.

©2023 Megan Clark Young. All Rights Reserved.

All URLs valid on 28 February 2023

Timeline

1609 — Virginia's Second Charter
King James I granted the Virginia Company of London a tract whose borders extended two hundred miles in a northernly and southernly direction from Cape Comfort, Virginia, and as far west as the Pacific Ocean.[3]

1681— Pennsylvania's Charter
King Charles II granted William Penn a tract whose borders were ambiguous and in relation to each other.[4] An error in the description of the southeast corner caused a border dispute with Maryland. The south and western borders could not be defined until the southeastern corner was defined. For the next one hundred years, this ambiguity led to border disputes with Virginia (as well as Maryland, Delaware, Connecticut, and New York).[5]

1744—Treaty of Lancaster [Pennsylvania]
The Six Nations claimed the land beyond the Great Mountains, by right of conquest. Through this Treaty, they relinquished their rights to Virginia lands.[6] Virginia used this to claim lands west of the Allegheny Mountains and as far north as the Allegheny and Ohio Rivers.

1749—The Ohio Company [of Virginia]
King George II granted the Ohio Company 200,000 acres west of the Allegheny Mountains for settlement.

For images of the "lost records" of the Ohio Company, see "Ohio Company Papers," *University of Pittsburgh* (digital.library.pitt.edu/collection/ohio-company-papers).

1754—French and Indian War/ Seven Years War
The French had no interest in England's plans for western expansion. They built Fort Duquesne at present-day Pittsburgh, Pennsylvania.

---

3. William Waller Hening, ed., *The Statutes at Large; Being a Collection of All the Laws of Virginia from the First Session of the Legislature, in the Year 1619* (New York: R. & W. & G. Bartow, 1823), 1:88; digital images, Encyclopedia Virginia (https://encyclopediavirginia.org/3773hpr-a4ce47eaf2af572).

4. King Charles II, charter to William Penn, 4 Mar 1681; Pennsylvania State Archives, Harrisburg, Pa.; digital images and transcription, "Our Documentary Heritage," *Pennsylvania Museum and Historical Commission* (phmc.state.pa.us/portal/communities/documents/1681-1776/pennsylvania-charter.html) > 1681–1776 > Pennsylvania Charter.

5. "Pennsylvania History," *Pennsylvania Historical and Museum Commission* (phmc.state.pa.us/portal/communities/pa-history/1681-1776.html) > 1681–1776 > Pennsylvania's Borders; also Harold Cramer, "Placing Pennsylvania on the Map: The First Steps," *Historical Maps of Pennsylvania* (https://www.mapsofpa.com/article1.htm).

6. *A Treaty Held at the Town of Lancaster, By the Honourable the Lieutenant Governor of the Province, and the Honourable the Commissioners for the Province of Virginia and Maryland, with the Indians of the Six Nations in June, 1744*, (Philadelphia, Pa.: B. Franklin, 1744), 56; digital images and transcript, *University of Nebraska-Lincoln* (earlytreaties.unl.edu/treaty.00003.html).

©2023 Megan Clark Young. All Rights Reserved.

All URLs valid on 28 February 2023

The Penn's primary focus had been on the southeast corner, and they thought little of the southwest border. As pacifists, they likely had little interest in defending land west of the Allegheny Mountains from the French, that may or may not have been included in their 1681 charter. The British and Virginians, however, were determined to defend their claim and sent troops. George Washington, who delivered a message to the French at Fort LeBeouf [modern Erie, PA] from the Virginian governor on behalf of the Ohio Company in 1753, assumed command of the Virginia Regiment.

1758—British capture Fort Duquesne; subsequently renamed Fort Pitt and Pittsburgh is established.

1763—Treaty of Paris & the Royal Proclamation & the Mason Dixon Line

- The French and Indian/Seven Years War ended, and the French abandoned their claim to North American land.[7]
- King George III issued a Royal Proclamation that prohibited European Settlement west of the Appalachian Mountains. [8] This legally affected settlement in British colonies, but not practically, as settlers continued to push westward.
- Pennsylvania and Maryland hired surveyors Charles Mason and Jeremiah Dixon to determine their shared border. Mason and Dixon continued to survey west of the Maryland boundary to help determine the Pennsylvania-Virginia border, as the southeast corner was determined. They were compelled to stop in 1763 at the Catawba or "War" Path, near Dunkard Creek [modern Greene Co., Pennsylvania]. Ending about twenty-five miles short of their goal, the boundary of the southwest corner of Pennsylvania was still in question.[9]

1768 "New Purchase"

The Treaty of Fort Stanwix extended Pennsylvania's western border to include the area west of the Allegheny Mountains and south of the Allegheny and Ohio Rivers as a part of Cumberland County. However, it wasn't until 1773 that the Purchase Line was officially defined.[10] Applicants for land were drawn through a lottery.

For registers of New Purchase applicants, see *Pennsylvania Museum and Historic Commission* (www.phmc.state.pa.us/bah/dam/rg/di/r17-43NewPurchaseRegister/r17-43MainInterface.htm).

---

7. "Treaty of Paris 1763," transcription, *Lillian Goldman Law Library* (avalon.law.yale.edu/18th_century/paris763.asp) > The Avalon Project > 18th Century Documents.

8. "The Royal Proclamation - October 7, 1763," transcription, *Lillian Goldman Law Library* (avalon.law.yale.edu/18th_century/proc1763.asp) > The Avalon Project > 18th Century Documents.

9. Charles Mason and Jeremiah Dixon to "Sir" [Gov. Charles Calvert], letter, 22 Oct. 1767; digital image, *Maryland State Archives* (msa.maryland.gov/msa/speccol/sc2200/sc2221/000017/000014/images/d005033a.gif).

10. E.B. O'Callaghan, *The Documentary History of the State of New-York*, vol. 1 (Albany, N.Y., Weed, Parsons & Co., 1819), 587–591; *Google Books* (google.com/books/edition/The_Documentary_History_of_the_State_of/KWtAAAAAcAAJ).

©2023 Megan Clark Young. All Rights Reserved.

All URLs valid on 28 February 2023

1771 Bedford County formed out of Cumberland County, Pennsylvania[11]

1773 Westmoreland County formed out of Bedford County, Pennsylvania[12]

1775 District of West Augusta Established

Meanwhile, Virginia maintained its claim on the lands north of the Mason Dixon line. In 1775, they attempted to take the area by force. Fort Pitt was renamed Fort Dunmore, in honor of the governor of Virginia, who established the District of West Augusta. The following year, three counties replaced the District of West Augusta: Yohagania County, Virginia, Ohio County, and Monongalia County, Virginia.[13]

1776 The American Revolution

The Pennsylvania Land Office ceased to operate in 1776. That did not hinder Pennsylvanians from settling through what had been the accepted (if not legal practice) of settling on and improving land before applying for a land warrant. Virginia continued to issue land certificates. Pennsylvanians who sought to obtain land legally went through Virginia as well, as they had no other option. [14]

1781 Washington County formed out of Westmoreland County, Pennsylvania[15]

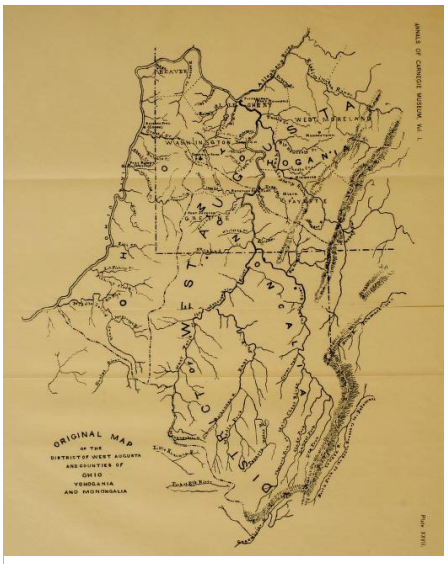

Figure 1 Carnegie Museum, *Annals of the Carnegie Museum*, vol. 1 (Lancaster, Pa.: New Era Printing Co., 1901), plate XXVII, facing p. 518; *Internet Archives* (https://archive.org/details/annalsofcarnegie01carn/page/518/mode/2up).

#NGS2023GEN

11. *The Statutes at Large of Pennsylvania from 1682 to 1801* (Harrisburg, Pa. : State Printer, 1902), 8:46, "Erecting a part of the county of Cumberland into a separate county (named Bedford)," 9 Mar 1997; *HathiTrust* (babel.hathitrust.org/cgi/pt?id=hvd.32044017611658&view=1up&seq=52).

12. *The Statutes at Large of Pennsylvania from 1682 to 1801* (1902), 8:314, "Erecting part of the county of Bedford into a separate county (named Westmoreland)," 26 Feb. 1773; *HathiTrust*, (babel.hathitrust.org/cgi/pt?id=hvd.32044017611658&view=1up&seq=320)

13. Boyd Crumrine, *The Boundary Controversy between Pennsylvania and Virginia; 1748-1785. Minute Book of the Virginia Court Held at Fort Dunmore (Pittsburgh) for the District of West Augusta, 1775-1776* ([Lancaster, Pa.?], 1902), 518–524; *Internet Archive* (archive.org/details/boundarycontrove00crum).

14. Munger, *Pennsylvania Land Records*, 79–82, 127–128, 133–135.

15. *The Statutes at Large of Pennsylvania from 1682 to 1801* (1904), 10:272, "An Act for Erecting Part of the County of Westmoreland into a Separate County," 28 March 1781; *HathiTrust*, (babel.hathitrust.org/cgi/pt?id=nyp.33433007132842&view=1up&seq=280).

©2023 Megan Clark Young. All Rights Reserved.

All URLs valid on 28 February 2023

1784 Resolution

The permanent Virginia-Pennsylvania line was finally accepted by both states. Pennsylvania agreed to accept Virginia land claims issued on Virginia certificates, provided they had the land surveyed and recorded in the county court.[16] Land and court records were transferred to the corresponding Pennsylvania counties.

George Washington sued James Scott, et al. The trial concluded in 1786 in favor of Washington, though established precedent went against him.[17]

Map Resources

Atlas of the Historical Geography of the United States, Pennsylvania-Virginia Boundary

Historic Maps of Pennsylvania

Library of Congress (See Pennsylvania and Virginia) American Revolution and Its Era: Maps and Charts of North America and the West Indies, 1750 to 1789

Pennsylvania Historical and Museum Commission Warrantee Township Maps

Pennsylvania Historical and Museum Commission Connected Draft and Other Warrantee-Related Maps

Pennsylvania Historical and Museum Commission Genealogical Map of the Counties

Virginia Places Virginia-Pennsylvania Boundary

Published Resources Containing Names of Settlers in Western Pennsylvania

Bell, Raymond M. "Dates of Settlement from Virginia Certificates, Washington County, Pennsylvania." *National Genealogical Society Quarterly* 45, no. 3 (Sept. 1957): 132–36.

Crumrine, Boyd. *Virginia Court Records in Southwestern Pennsylvania: Records of the District of West Augusta and Ohio and Yohogania Counties, Virginia, 1775-1780*. Baltimore: Clearfield Co., 1995.

——. *The Boundary Controversy between Pennsylvania and Virginia; 1748-1785. Minute Book of the Virginia Court Held at Fort Dunmore (Pittsburgh) for the District of West Augusta, 1775-1776*. [Lancaster, Pa.: New Era Printing Co.?], 1902. archive.org/details/boundarycontrove00crum.

Foster, Robert H. "Virginia Claims to Lands in Western Pennsylvania" *Pennsylvania Archives* 3rd series, vol. 3, William Henry Egle, ed. Harrisburg, Pa.: Clarence M. Busch, State Printer, 1894. fold3.com/image/3195901.

16. Munger, *Pennsylvania Land Records*, 133.
17. Crumrine, *History of Washington County*, 856–860.

©2023 Megan Clark Young. All Rights Reserved.

All URLs valid on 28 February 2023

MacInnes, Sharon Cook. *Early Landowners of Pennsylvania: Land Tracts Transferred from Virginia to Pennsylvania Jurisdiction, 1779-1780*. Third edition. Apollo, Pa.: Closson Press, 2019.

——. *Early Landowners of Pennsylvania: Atlas of Township Warrantee Maps of Fayette County.* 3rd ed. Apollo, Pa.: Closson Press, 2020.

——. *Early Landowners of Pennsylvania: Atlas of Township Warrantee Maps of Greene County.* 3rd ed. Apollo, Pa.: Closson Press, 2020.

——. *Early Landowners of Pennsylvania: Atlas of Township Warrantee Maps of Washington County.* 3rd ed. Apollo, Pa.: Closson Press, 2020.

For Further Reading

Crumrine, Boyd. *History of Washington County, Pennsylvania: With Biographical Sketches of Many of Its Pioneers and Prominent Men*. Philadelphia, Pa.: L.H. Everts & Co., 1882. archive.org/details/historyofwashing00crum.

Dorman, John Frederick. *The Virginia Genealogist: Volume 7, 1963*. Bowie, Md.: Heritage Books, 1992.

——. *The Virginia Genealogist. Volume 11, 1967*. Bowie, Md.: Heritage Books, 1993.

James, Alfred P. "The Role of Virginia and Virginians in the Early History of Southwestern Pennsylvania." *The Western Pennsylvania Historical Magazine* 34, no. 1 (March 1951). journals.psu.edu/wph/article/view/2367/2200.

Munger, Donna B. *Pennsylvania Land Records: A History and Guide for Research*. Wilmington, Del.: Scholarly Resources Inc., 2000.

Potter, John E. "The Pennsylvania and Virginia Boundary Controversy." *The Pennsylvania Magazine of History and Biography* 38, no. 4 (Oct. 1914). journals.psu.edu/pmhb/article/view/27206/26962.

Volwiler, A. T. "George Croghan and the Westward Movement, 1741-1782." *The Pennsylvania Magazine of History and Biography* 47, no. 1 (Jan. 1923). journals.psu.edu/pmhb/article/view/27686/27442.

Young, Megan Clark. "Pennsylvania Land Records." *MACY's Genealogy.com* macysgenealogy.com/pennsylvania-land-records/

——. "Squatters on George Washington's Land." *MACY's Genealogy.com* macysgenealogy.com/are-we-related/surname-research/reed/squatters-on-george-washingtons-land/

©2023 Megan Clark Young. All Rights Reserved.

All URLs valid on 28 February 2023

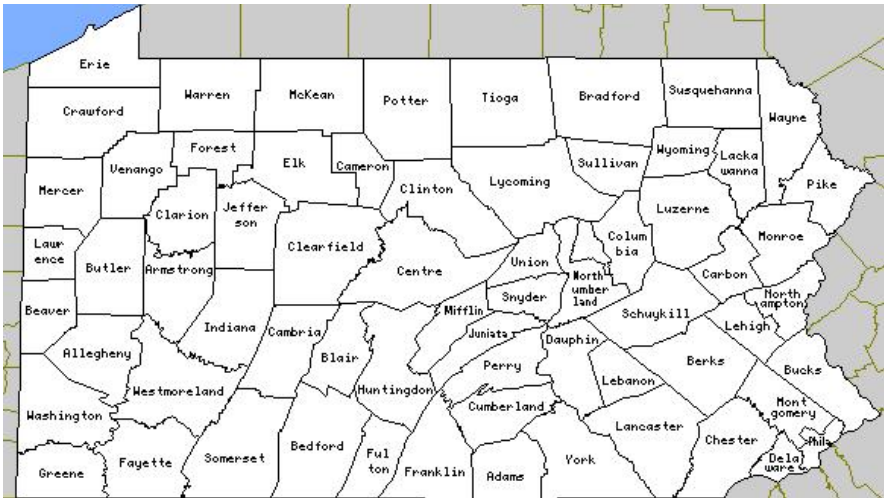

Pennsylvania's Launching Pads into Virginia

James M. Beidler / jamesmbeidler@gmail.com

Virginia long predated Pennsylvania, but once Philadelphia became the top port, families came through the Keystone State to the South. Learn about records and routes.

I. Historical background of PA
II. Primary tracks south and west from PA
III. Major types of records revealing a PA origin
IV. Sources for narrowing a PA origin

Resources

Repositories / Societies

State Library of Pennsylvania, Forum Building, 607 South Drive, Harrisburg, PA 17120-0600 (717) 783-5950; Website: www.statelibrary.pa.gov/pages/search.aspx

Pennsylvania State Archives, 350 North St., Harrisburg, PA 17120-0090; (717) 783-3281; Websites: ARIAS (military records), http://www.digitalarchives.state.pa.us/ ; regular, www.phmc.pa.gov/archives/pages/default.aspx

Genealogical Society of Pennsylvania, 2100 Byberry Road, Suite 111, Philadelphia, PA 19116 (267) 686-2296; Website: genpa.org

Historical Society of Pennsylvania, 1300 Locust St., Philadelphia, PA 19107 (215) 732-6200; Website: www.hsp.org

National Archives, Mid-Atlantic Region, 14700 Townsend Road, Philadelphia, PA 19154-1096; (215) 305-2044; Website: www.archives.gov/philadelphia

Carnegie Library of Pittsburgh, Pennsylvania Department, 4400 Forbes Ave., Pittsburgh, PA 15213 (has library of **Western PA Genealogical Society**).
(412) 622-3154; Website: www.carnegielibrary.org/research-overview/genealogy/

Blair County Genealogical Society, 431 Scotch Valley Road, Hollidaysburg, PA 16648
Phone: (814) 696-3492; Website: bcgslibrary.org/

Books

Bell, Raymond Martin. *Mother Cumberland: A Genealogical Guide to 10 Counties.* Alexandria, VA: Hearthside Press, 1989. (Fourth printing, with corrections, 2003)

Bell, Raymond Martin. *Searching in Western Pennsylvania.* Detroit: Detroit Society for Genealogical Research, 1968

Crawford-Oppenheimer, Christine. *Lost in Pennsylvania? Try the Published* Pennsylvania Archives. Philadelphia: GSP, 1998 (also includes helps for *Colonial Records* series).

Dructor, Robert M. *Guide to Genealogical Sources at the Pennsylvania State Archives.* Harrisburg: Commonwealth of Pennsylvania, Pennsylvania Historical and Museum Commission, 1988.

Freilich, Kay Haviland. *Research in Pennsylvania,* third edition. Arlington, VA: NGS, 2016.

Hodge, Ruth E. *Guide to African American Resources at the Pennsylvania State Archives.* Harrisburg: Commonwealth of Pennsylvania, Pennsylvania Historical and Museum Commission, 2000.

Humphrey, John T. *Pennsylvania Births* series, 16 volumes covering 15 counties. Washington, DC: Larjon & Company, various years.

Iscrupe, William L. and Shirley G.M., compilers. *Pennsylvania Line,* fourth edition. Laughlintown, PA: Southwest Pennsylvania Genealogical Services, 1990.

McCracken, George E. *The Welcome Claimants: Proved, Disproved and Doubtful With an Account of Some of Their Descendants.* (reprint, Bowie, MD: Heritage Books, 1985)

Munger, Donna Bingham. *Pennsylvania Land Records.* Wilmington, DE: Scholarly Resources, 1991.

Strassburger, Ralph B. and William J. Hinke. *Pennsylvania German Pioneers: Original Lists of Arrivals in the Port of Philadelphia from 1727 to 1808.* (reprint, Camden, ME: Picton Press, 2001)

©2023 James M. Beidler

After Appomattox: Researching Confederate Veterans in State-Awarded Pension Files

David Allen Lambert, Chief Genealogist, dalambert@nehgs.org

Overview and How the Civil War may have affected your Ancestor.

VA Statistics on the Civil War: Confederate Forces

- Total Servicemembers.....1,050,000
- Battle Deaths 74,524
- Other Deaths in Service 59,297
  Not including the 25,000 to 31,000 who died in Union Prisons
- Non-mortal Woundings (Confederate) .....Unknown

Step # 1 – Determine if he fought.

- Are there treasures in your attic?
- "Charity Starts at Home" State and Local resources.
- Create a spreadsheet of names and dates.
- Does your ancestor "fit the description"?
- Graveside Hints
- Probate and Deeds
- U.S. Census Clues to Confederate Service (1890-1930)

Step # 2 – Locating Confederate Pension Records

Confederate Pensions awarded by States from the NARA website:
https://archives.gov/research/military/civil-war/confederate-pension-records

ALABAMA - *In 1867 Alabama began granting pensions to Confederate veterans who had lost arms or legs. In 1886 the State began granting pensions to veterans' widows. In 1891 the law was amended to grant pensions to indigent veterans or their widows*.

- Alabama Department of Archives and History, Montgomery, AL https://archives.alabama.gov/
- *Ancestry.com* - Alabama Confederate Pension and Service Records, 1862-1947

ARKANSAS - *In 1891 Arkansas began granting pensions to indigent Confederate veterans. In 1915 the State began granting pensions to their widows and mothers*.

- Arkansas State Archives, Little Rock, AR
  https://www.arkansasheritage.com/arkansasstatearchives/home
- FamilySearch.org - Arkansas Confederate Pension Records, 1901-1929

FLORIDA - *In 1885 Florida began granting pensions to Confederate veterans. In 1889 the State began granting pensions to their widows*.

- Florida State Archives, Tallahassee, FL
  https://www.floridamemory.com/discover/historical_records/pensionfiles/
- FamilySearch.org - Florida Confederate Veterans and Widows Pension Applications, 1885-1955

GEORGIA - *In 1870 Georgia began granting pensions to soldiers with artificial limbs. In 1879 the State began granting pensions to other disabled Confederate veterans or their widows who then resided in Georgia. By 1894 eligible disabilities had been expanded to include old age and poverty*.

- Georgia Department of Archives and History, Morrow, GA
  https://vault.georgiaarchives.org/digital/collection/TestApps

KENTUCKY - *In 1912, Kentucky began granting pensions to Confederate veterans or their widows. The records are on microfilm*.

- Kentucky Department for Libraries and Archives, Frankfort, KY
  http://www.kdla.ky.gov/researchers/Pages/visitingthearchives.aspx
- FamilySearch.org - Kentucky Confederate Pension Applications, 1912-1950

LOUISIANA - *In 1898 Louisiana began granting pensions to indigent Confederate veterans or their widows*.

- Louisiana State Archives, Baton Rouge, LA
  https://www.sos.la.gov/HistoricalResources/ResearchHistoricalRecords/LocateHistoricalRecords/Pages/ConfederatePensionDatabase.aspx
- FamilySearch.org - Louisiana Confederate Pensions

MISSISSIPPI - *In 1888 Mississippi began granting pensions to indigent Confederate veterans or their widows*.

- Mississippi Department of Archives and History, Jackson, MS
  https://da.mdah.ms.gov/series/confed/402
- FamilySearch.org – Miss. Confederate Veterans and Widows Pension Applications, 1900-1974

MISSOURI - *In 1911 Missouri began granting pensions to indigent Confederate veterans only; none were granted to widows. Missouri also had a home for disabled Confederate veterans.*

- Missouri State Archives, Jefferson City, MO http://www.sos.mo.gov/archives/
- FamilySearch.org - Missouri Confederate Pension Applications and Soldiers Home Applications

NORTH CAROLINA - *In 1867 North Carolina began granting pensions to Confederate veterans who were blinded or lost an arm or leg during their service. In 1885 the State began granting pensions to all other disabled indigent Confederate veterans or widows*.

- North Carolina State Archives, Raleigh, NC https://archives.ncdcr.gov/
- FamilySearch.org - North Carolina Confederate Soldiers and Widows Applications, 1885-1953

OKLAHOMA – *In 1915 Oklahoma began granting pensions to Confederate veterans or their widows*.

- Oklahoma Department of Libraries, Oklahoma City, OK
  https://digitalprairie.ok.gov/digital/collection/pensions

SOUTH CAROLINA - *A state law enacted December 24, 1887, permitted financially needy Confederate veterans and widows to apply for a pension; however, few applications survive from the 1888-1918 era.*

- South Carolina Department of Archives and History, Columbia, SC
  https://www.archivesindex.sc.gov/SeriesDescriptions/s126088.html

TENNESSEE - *In 1891 Tennessee began granting pensions to indigent Confederate veterans. In 1905 the State began granting pensions to their widows. The records are on microfilm*.

- Tennessee State Library & Archives Public Service Division, Nashville, TN
  https://tslaindexes.tn.gov/database-military-records/tennessee-confederate-pension-applications
- Ancestry.com - Tennessee, U.S., Civil War Confederate Pension Applications Index

TEXAS - *In 1881 Texas set aside 1,280 acres for disabled Confederate veterans. In 1889 the State began granting pensions to indigent Confederate veterans and their widows*.

- Texas State Library and Archives Commission, Austin, TX
  https://www.tsl.texas.gov/arc/pensions/introcpi.html

VIRGINIA - *In 1888 Virginia began granting pensions to Confederate veterans or their widows.*

- Library of Virginia - Archives Division, Richmond, VA
  https://lva-virginia.libguides.com/confederate-pensions

Step # 3: Adopt the Regiment and locate other resources

- Determine who the other soldiers in the same vessel, company, and or regiment are.
- Create a spreadsheet of names and dates.
- Repeat the steps as you would for your own ancestor.
- Locate where they reside to search for diaries & letters they may have left.
- Search Pension files for mutual "affidavits".
- Create a Social Media page for descendants.

National Soldier Home Records

- Finding Guide to National Soldier Home Records:
  https://www.familysearch.org/wiki/en/United_States_Military_Old_Soldiers_Home_Records
- Ancestry.com Arkansas Confederate Soldier Home, 1890-1963 – Ancestry.com
- Ancestry.com Missouri Confederate Soldiers Home Applications – Ancestry.com

Civil War Hereditary Societies

- United Daughters of the Confederacy (1894)
- Children of the Confederacy (1896)
- Sons of Confederate Veterans (1896)
- National Society Daughters of the Union (1912)
- Military Order of the Stars and Bars (1938)
- National Order of the Blue and Gray (1990)

Bibliography

Brooke, Ted O., *Index to Georgia's Confederate pension supplements* (Cumming, GA: T.O. Brooke, 1999).

Allen, Desmond Walls, *Index to Confederate Pension Applications* (Conway, AR: Arkansas Research, 1991).

Hewett, Janet B., ed., *The roster of Confederate soldiers, 1861-1865* (Wilmington, NC: Broadfoot Pub. Co., 1995-1996).

Holcomb, Brent, *South Carolina's Confederate Pensioners in 1901* (Columbia, SC: SCMAR, 2001).

Ingmire, Frances Terry, *Arkansas Confederate Veterans and Widows Pensions Applications* (St. Louis, MO: F.T. Ingmire, 1985).

Neagles, James C., *Confederate research sources: a guide to archive collections* (Salt Lake City, UT: Ancestry Publishing, 1986).

Oklahoma Genealogical Society Projects Committee, *Index to applications for pensions from the State of Oklahoma, submitted by Confederate soldiers, sailors, and their widows* (Oklahoma City, OK: OGS Projects Committee, 1969).

Segars, Joe Henry, *In search of your Confederate ancestors* (Gretna, LA: Pelican Pub. Co., 2008).

Simpson, Alicia, *Index of Confederate pension applications, Commonwealth of Kentucky* (Frankfort, KY: Public Records Division, Dept. for Library and Archives, 1988).

Sistler, Samuel, *Index to Tennessee Confederate pension applications* (Nashville, TN: B. Sistler & Associates, 1995).

White, Virgil D., *Register of Florida CSA pension applications* (Waynesboro, TN: National Historical Pub. Co., 1989).

_____, *Index to Georgia Civil War confederate pension files* (Waynesboro, TN: National Historical Pub. Co., 1996).

_____, *Index to Texas CSA pension files* (Waynesboro, TN: National Historical Pub. Co., 1989).

Wiltshire, Betty C., *Mississippi Confederate Pension Applications* (Carrollton, MS: Pioneer Publishing Co., 1994).

Look Beyond the Obvious:

The Secret to Successful Research

Barbara Vines Little, CG, FNGS, FUGA, FVGS
PO Box 1273, Orange, VA 22960
540-832-3473
bvlittle@earthlink.net

Uses Virginia case studies focusing on women's identities to demonstrate how the failure to find expected information can lead to the solution.

#NGS2023GEN

Typical research looks for what information is present, but just as the successful detective or doctor seeking an answer also looks for what is not present and what it reveals so should a family researcher. While the absence of information does not provide the answer, by fully evaluating the record both for what it says and doesn't say and even what it says in error, the researcher can often uncover a path to the answer. The following provides a look at typical Virginia records and what information a researcher should expect to find and what its absence may mean. Neither the items mentioned nor the examples are all inclusive.

County Records

Marriage Records: If a marriage permission slip was signed by a woman, the husband was deceased; however if the permission slip is missing do not presume the bride was of age (twenty-one)—that small slip of paper may have been lost. If no marriage is found during the colonial period and the Anglican register is not extant, do not assume there was no marriage. Few records outside of Anglican registers (most of which do not survive) were kept and even when they survive, there was a fee for recording the marriage. Records of post-colonial marriages made by banns are dependent upon a minister making a return of the marriage to the appropriate county clerk. Ministers often returned lists of marriages in batches without regard to which county the marriage was performed in. Be sure to check adjacent counties for missing marriages especially if the minister's church was near a county border. And, again, don't assume the marriage did not take place

Copyright 2023. All rights reserved.

if no marriage is found—some ministers were extremely lax about following the law.

Order Books: Witnesses who were not paid for travel lived in the county; only out-of-county residents were paid for travel. Even though not identified as the relict typically a woman with the same surname appointed the administratrix of the deceased was the widow. If a woman and a man of a different surname from the deceased administer the estate, she was usually the remarried widow.

Survey Books: Failure to find a deed or other transfer of ownership for an individual listed as an adjacent landowner in a survey or a deed suggests that they were either leasing the land or they assigned their ownership of their survey to someone else before a patent was issued.

Deed Books: A man who signed a deed of trust on personal property typically did not own real estate.

Will Books: Failure to find a probate of an estate suggests that the deceased owned no land and little, if any, personal property. There are exceptions—if the land was entailed (prior to October 1776) it passed to the next heir outside the estate. Prior to 1 January 1787 all land owned by the decedent at his death and not devised in his will passed to the heir-at-law. Post 1786, if there was no clause in the will, giving all remaining real or personal property to someone, land not devised in the will or purchased after its writing was settled as an intestate estate and often required a proceeding in chancery.

Tax Records: While individuals not listed in personal property tax lists may not be residents, they could be an unnamed poll in another household.

Court Reports: These reports of cases from higher courts focus on specific points of law. Thus they will not necessarily provide all of the information presented in the case or name all of the parties involved.

The following charts cover the major family lines discussed in one of the case studies. General William Chamberlayne died testate on 2 Sept 1836 in New Kent County, Virginia. His will survives because it was re-recorded in Sumter County, Alabama, where one of his devisees, identified as his niece Mary Massie Chamberlayne Moseby, lived. A search of the records that included the burned record counties of Buckingham, King and Queen, King William, and New Kent and the Chamberlayne, Gregory, Massie, Mosby, Pinchbeck, and Wilkinson families failed to uncover the connection between William and his stated niece. It took a re-examination of the research and a piece of missing information to identify the connection.

Barbara Vines Little, CG, FNGS, FUGA, FVGS
Copyright 2023. All rights reserved.

Back to Contents

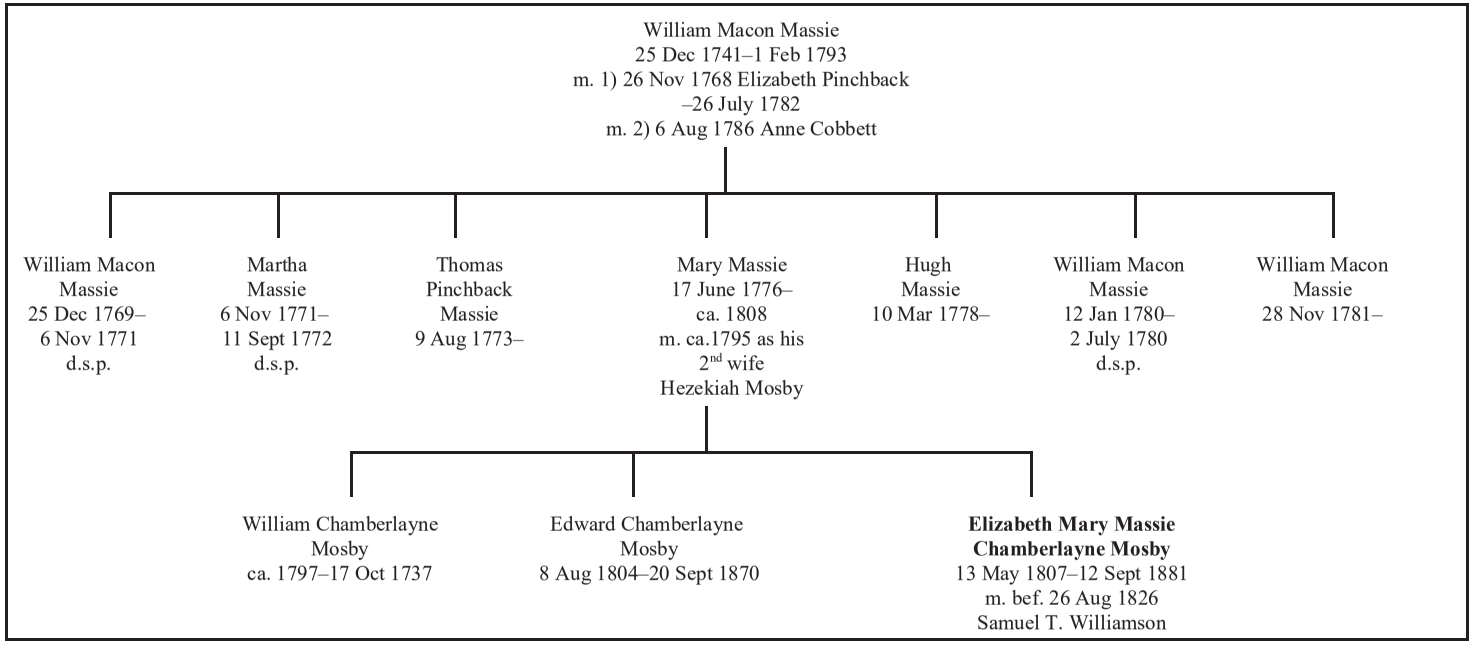

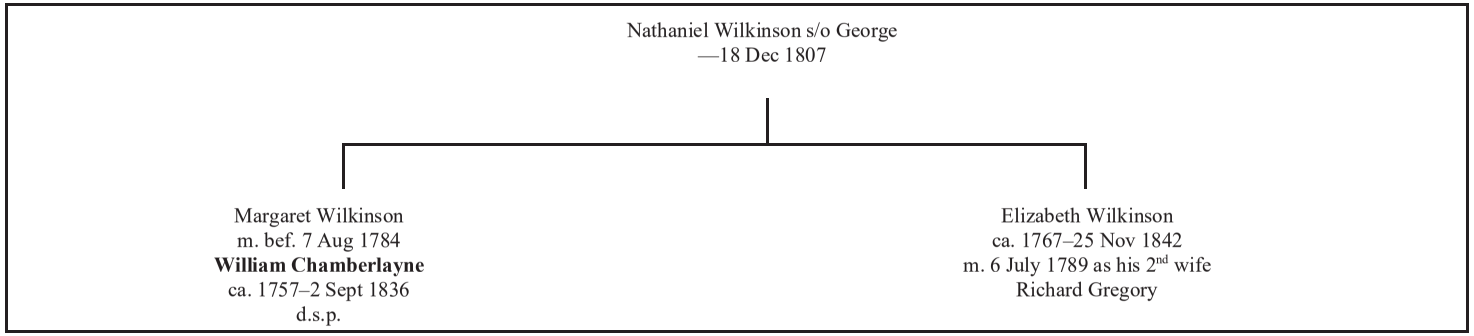

Barbara Vines Little, CG, FNGS, FUGA, FVGS

Copyright 2023. All rights reserved.

Copyright 2023. All rights reserved.

Barbara Vines Little, CG, FNGS, FUGA, FVGS

#NGS2023GEN

Conducting a Family History Interviews: Communication that Counts

Presented by Michael Brophy Professional Genealogist

198 Patricia Drive

Abington MA 02351

781-738-2671 mbrophy@brophygen.com www.brophygen.com

Interviewing family members can be fun and rewarding. It's not always easy, but stories can be preserved for future generations. This is a great opportunity to spend time with family members in the present, particularly if they are older. Future research goals can be formulated from interviews and family members can relive their accomplishments. All can learn new things about the family, themselves and your place in history.



#NGS2023GEN

National Genealogy Society
©Copyright 2023 Brophy Professional Genealogy &Heir Tracing 198 Patricia Drive Abington MA 02351
781-738-2671 mbrophy@brophygen.com www.brophygen.com



Outline

A. Decide who to interview. How do we decide? Group Interview?

B. How to connect with them– In Person, video chat, phone, pros, and cons to each.

C. Your list of questions– what to ask, how to ask the questions, what do you want to learn? Childhood memories, Occupations, family stories, memories of parents and grandparents. Priceless stories

D. Explaining goals and list of questions sent in advance or on the spot?

E. Recording answers, technology options

F. Objects, Pictures, Documents and Artifacts from the past. Help jog their memory!

G. Recorded Samples of Interviews done by Presenter

H. Value of Family History Interviews. Some stories and a sense of urgency.

I. Follow up Tips.

The word interview from Websters:

A: formal consultation usually to evaluate qualifications (as of a prospective student or employee) or a a meeting at which information is obtained (as by a reporter, television commentator, or pollster) from a person.

B: a report or reproduction of information so obtained

"Interview" can sound a bit formal and intimidating for some. Perhaps another word will be better when you seek out interviewees: session, meeting, conversation, workshop, discussion, gathering, talk, dialogue, get-together, huddle (for men who like football!), dialog, parley. You come up with others!

National Genealogy Society
©Copyright 2023 Brophy Professional Genealogy &Heir Tracing 198 Patricia Drive Abington MA 02351
781-738-2671 mbrophy@brophygen.com www.brophygen.com

Top ten questions that should be asked at every family history interview (not necessarily in order):

1. Who were you named after? How did other family members get their given names?
2. Describe the personality of your family members?
3. What was school like for you? What was your favorite subject matter?
4. Who were your friends growing up?
5. What was your religion growing up? Did you attend church/synagogue?
6. What activities, clubs or sports did you participate in as a child?
7. What family stories have you heard about friends and relatives?
8. What was one of the happiest times in your life? Can you explain why?
9. How did you celebrate special occasions like holidays and family gatherings?
10. Are there any special heirlooms, photos, bibles, or other memorabilia that have been passed down in your family?

Top ten tips and practices that every family history interviewer should observe:

1. Schedule a time and place in advance, preferably in person so you can get the most out of the interview. It's easy to escape over the phone or via videoconference.
2. Decide on the format. Will it be multiple interviewees and interviewers?
3. Brainstorm questions to ask including the ones listed above. Come prepared like you would for a job interview. Include open ended questions to encourage the interviewee to open up and talk about their lives. Do not limit yourself to your prepared questions, however. If a reply arouses your curiosity about something else, then pursue that avenue?
4. Start with a question that is not controversial and you know will elicit a reply. Build trust with the interviewee!
5. Decide on the technology, or lack thereof, you will use to preserve the interview. If taking handwritten notes, then take notes during and after the interview when responses are fresh in your mind.
6. Use family artifacts in the interview. Showing pictures and family heirlooms will bring memories to interviewees.
7. Limit the time to 1-2 hours at a time. For older relatives, these occasions can be physically and emotionally draining.

National Genealogy Society
©Copyright 2023 Brophy Professional Genealogy &Heir Tracing 198 Patricia Drive Abington MA 02351
781-738-2671 mbrophy@brophygen.com www.brophygen.com

8. Don't push for answers. Your relative may not wish to speak ill of the dead or may have other reasons for not wanting to share. Move on to something else.
9. Encourage other family members to interview you. Someday they will share your answers with younger family members.
10. When you are done, share the answers with children in your family so they can carry on the work.

Ethical and Legal Considerations

Conducting family history interviews requires sensitivity, respect, and adherence to ethical principles. Researchers must obtain informed consent, respect the privacy and cultural norms of the interviewees, and be aware of any legal or ethical issues that may arise during the interview. If any issues arise, it is essential to seek guidance from legal or ethical experts to ensure that the interview is conducted in an ethical and respectful manner.

Respecting privacy. It is important to obtain informed consent from interviewees and ensure that they understand the nature and purpose of the interview. Researchers must also ensure that the information obtained during the interview is kept confidential and not disclosed without the interviewee's explicit consent.

Consent: Informed consent should be obtained from all participants in the interview, and they should be made aware of the purpose of the interview, who will have access to the information, and how it will be used. Consent should be obtained in writing.

Cultural sensitivity: Different cultures have different beliefs and practices regarding the sharing of personal information. Researchers should be sensitive to cultural norms and seek guidance from cultural experts when conducting interviews with individuals from different cultural backgrounds.

Handling legal and ethical issues: Researchers should be aware of any legal or ethical issues that may arise during the interview. For example, if an interviewee discloses information about criminal activity or child abuse, the researcher may have a legal obligation to report it to the authorities.

Recording and transcribing interviews: If the interview is recorded or transcribed, researchers must obtain the interviewee's consent to do so. They must also ensure that the recording or transcript is kept confidential and not shared with unauthorized persons.

National Genealogy Society
©Copyright 2023 Brophy Professional Genealogy &Heir Tracing 198 Patricia Drive Abington MA 02351
781-738-2671 mbrophy@brophygen.com www.brophygen.com

Incorporating DNA Evidence in a Kinship-Determination Project (KDP)

Board for Certification of Genealogists® Skillbuilding Lecture

Angela Packer McGhie, CG, FUGA ▪ mcghiefamilyhistory@gmail.com

A kinship-determination project (KDP) is a great way to write the history of one branch of a family tree and document the evidence connecting each generation. Combining genetic evidence from DNA and documentary evidence is necessary for proving the biological relationships between generations.

Kinship-Determination Project

The Board for Certification of Genealogists (BCG) application portfolio includes writing a kinship-determination project. I love this format for documenting my pedigree and telling the story of each family. My personal goal is to write a KDP for each of my eight great-grandparent lines.

A KDP can follow the format of a narrative genealogy, a narrative lineage, or a narrative pedigree, and includes the following four elements for each generation:

- a genealogical summary
- a proof summary or proof argument connecting an individual to his/her parents
- a biographical sketch of the couple
- a list of the children of the couple with vital data for each

When writing a KDP remember it is important to:

- conduct reasonably exhaustive research on each couple
- document every statement of fact that is not common knowledge
- use a comprehensive format that follows the appropriate style
- meet research, documentation and writing standards

When you use DNA in a KDP then also remember to:

- work to meet DNA Standards 51 through 56
- include details on the pedigree evaluation of each match
- include sufficient verifiable data for the genetic evidence
- detail your evidence and reasoning from both genetic and documentary sources in the proof arguments for each generation

Process for Including DNA in a KDP

This is one process for including DNA in a KDP, but it is not the only way to select and analyze the genetic evidence and meet standards.

Select DNA matches to include in the project

- select base test takers to compare DNA data to other matches
- sort DNA matches using the Leeds method
- determine which matches descend from the most recent ancestral couple of interest
- use Ancestry ThruLines with CAUTION
- select appropriate matches for the generation (for example, 3rd cousins for 2nd great-grandparents)
- strive to use matches coming from independent lines of descent from the common ancestral couple equal to the number of generations back from the base testers
- target test additional descendants if needed
- repeat the process to find appropriate matches for each generation

Evaluate the pedigree of each match

- document the pedigree of each match back to the common ancestral couple
- verify or build the pedigree of each match back to the generation of the target ancestor (this may be 4-5 generations on every line)
- conduct pedigree evaluation to check if the matches are related to the base test takers in multiple ways

Conduct analysis on DNA evidence

- build a descendancy chart (tree) showing the relationship of all of the matches selected (it is best to have a separate chart for each generation)
- check to see if matches share the appropriate amount of DNA for the traced relationship by comparing the among of centimorgans (cMs) the Shared cM Project
- evaluate any matches that share more or less than expected to see if they are correctly placed in the tree or if they have multiple common relationships
- create a matrix showing the relationships of all the matches and the amounts of shared DNA between each of the matches

Document the relationships of all the matches in the descendancy chart

- include citations for each parent-child connection in the descendancy chart
- respect the privacy of living people—use their linked tree or email stating their relationship to their parent as documentation instead of asking for a birth certificate or other documentation connecting them to their parents
- select the best two sources to document the other relationships
- DNA can be used as the second source if it is tough to get documents, as the individual would not share the appropriate DNA if the relationship was wrong

Writing about the DNA evidence in the proof argument

- present the documentary evidence for the relationship of the subject to his/her parents
- state whether or not the DNA evidence is consistent with the documentary evidence
- include the descendancy tree from the ancestral couple to each test taker with the documentation connecting each generation
- demonstrate that the test takers share the appropriate amount of DNA for the relationship using the Share cM project
- discuss the pedigree evaluation conducted to show the accuracy and completeness of the pedigree of each match
- include both charts and a written explanation of the analysis of the evidence for each generation

Work to meet the DNA Standards

- document each parent-child relationship (Standard 2)
- analyze the DNA test results (Standard 52)
  - describe the accuracy, completeness, and depth of each pedigree
  - investigate the possibility of more than one common ancestor for each pair of test takers
  - discuss the reported and typical amounts of shared DNA
  - describe the genetic relationships of people who were tested
  - assess the thoroughness of relevant documentary research
- describe the extent of the DNA evidence (Standard 53)
- include sufficient verifiable data (Standard 54)
- integrate the DNA and documentary evidence in the proof argument (Standard 55)
- state conclusions about the genetic relationships of the individuals in the kinship-determination project
- demonstrate respect for privacy rights (Standard 57)

This is a sample matrix showing the relationships between each of the test takers (sibling, 1st cousin, 1C1R) and the amount of shared DNA between the four base test takers in **bold** and the anonymized cousin matches.

	Steve	**Dee**	**James**	**Elaine**	E.F.	A.P.	R.S.	A.P.2
Steve		sibling	Sibling	Sibling	1C	1C	1C	1C1R
Dee	2,505 cM		sibling	Sibling	1C	1C	1C	1C1R
James	2,678 cM	2,590 cM		Sibling	1C	1C	1C	1C1R
Elaine	2,754 cM	2,556 cM	2,542 cM		1C	1C	1C	1C1R
E.F.	980 cM	878 cM	1,033 cM	762 cM		1C	1C	1C1R
A.P.	730 cM	704 cM	723 cM	757 cM			1C	1C1R
R.S.	1,193 cM	1,084 cM	1,156 cM	975 cM				1C1R
A.P.2	551 cM	563 cM	540 cM	591 cM				

Recommended Reading

Bettinger, Blaine T. "Evaluating a Genetic Genealogy Proof Argument." *Association of Professional Genealogists Quarterly* 30 (September 2015): 162–64.

Board for Certification of Genealogists. *Genealogy Standards*, Second edition revised. Nashville, TN: Ancestry, 2021.

Board for Certification of Genealogists. *The BCG Application Guide*. Washington D.C. *:* Board for Certification of Genealogists. 2021. https://bcgcertification.org/process/app-guide/

Board for Certification of Genealogists. *The BCG Genealogical Standards Manual*. Millennium edition. Washington D.C. : Board for Certification of Genealogists, 2000.

Jones, Thomas W. "Proof Arguments and Case Studies." In Elizabeth Shown Mills, ed. *Professional Genealogy: Preparation, Practice, and Standards*. Baltimore, MD: Genealogical Publishing Co., 2018.

Jones, Thomas W. "Writing about, Documenting, and Publishing DNA Test Results." In Debbie Parker Wayne, editor. *Advanced Genetic Genealogy Techniques and Case Studies*. Cushing, Texas: Wayne Research, 2019.

McGhie, Angela Packer. "Using DNA Test Results to Confirm a Pedigree." *Legacy Family Tree Webinars*. https://familytreewebinars.com/download.php?webinar_id=1285) : 2020.

Stanbary, Karen. "Can a Genetic Relationship be Proved by DNA Alone?" Blog post, 17 January 2018. *Board for Certification of Genealogists Springboard.* https://bcgcertification.org/can-a-genetic-relationship-be-proved-by-dna-alone/ : 2022.

Stanbary, Karen. "DNA Dreamers in Action: Writing Proof Arguments." Course syllabus. Salt Lake, UT: Salt Lake Institute of Genealogy, 2022.

Stanbary, Karen. "Techniques for Integrating Documentary and Genetic Information in a Research Report." BCG-sponsored webinar. *Legacy Family Tree Webinars*. http://legacy.familytreewebinars.com/?aid=4927 : 2020.

Wayne, Debbie Parker. "DNA Painter's Shared cM Tool — Ranges, Probabilities, and Histograms." Blog post, 11 September 2021. *Deb's Delvings in Genealogy*. http://debsdelvings.blogspot.com/search/label/DNA%20Tools : 2022.

Civil War Confederate Slave Payroll Records

(March 2023)

Claire Kluskens
Genealogy/Census Related Records Subject Matter Expert
National Archives and Records Administration
Washington, DC

Since 1934, the National Archives and Records Administration (NARA) has held in trust for the American people the permanently valuable records of the United States federal government.

The National Archives Building, 700 Pennsylvania Ave., NW, Washington, DC 20408, www.archives.gov/dc, holds many records captured from the government of the Confederate States of America during the American Civil War. Please note: Records that are available online and/or on microfilm must be viewed in those formats.

Record Group (RG) 109, War Department Collection of Confederate Records, catalog.archives.gov/id/438, contains two types of records:

1. Records captured during the war. As the Union Army retook control of the southern states, it seized records of the:
   - Confederate Central Government
   - Confederate Military
2. Records that the War Department compiled after the war from captured records
   - Indexes and Compilations (none of which are the subject of this lecture).

"Confederate Slave Payrolls, 1861–1865" (National Archives Identifier (NAID) 719477) are available online in the National Archives Catalog at catalog.archives.gov/id/719477. Some are searchable by name or geographic location.

What States are included in the Confederate Slave Payroll Records?

- Alabama
- Florida
- Georgia
- Louisiana
- Mississippi
- North Carolina (2nd most)
- South Carolina
- Tennessee
- Texas
- Virginia (most)

Why did the Confederate States of America (CSA) use enslaved labor?

- Had an inadequate supply of free white males
- Needed to fortify and defend strategic points and the City of Richmond
- Needed to produce military supplies, such as harnesses, gunpowder, other ordnance

What logistical and legal issues did the CSA face?

- Need to develop procedures for getting adequate quantities of labor to places it was needed.
  - Ad Hoc (1861–1862) – requests by military commanders to local officials

  - State-law procedures (1862–1864) – required enslavers to supply slaves; for example, Virginia's quota system was based on each county's enslaved population, and provided exemptions to certain enslavers.
  - CSA national law procedures (1864–1865)
- Need to prioritize conflicting needs of different military commands
- Need to balance conflicting needs –
  - Military needs, both ongoing and time-sensitive
  - Agricultural needs for labor to produce food for troops and civilians
  - Political support – taking too many slaves, or for too long a time, would cause a loss of support for CSA goals

Where did enslaved individuals work?

The CSA Engineer Bureau and CSA Quartermaster Generals had enslaved persons—

- Dig entrenchments
- Strengthen fortifications at forts
- Dig niter for gunpowder at "nitre works"
- Work at ordnance factories and arsenals
- Work at harness-making shops
- Create obstructions on major rivers (James River, Neuse River)

Important Details

- **Arrangement**. During circa 1874–1899, the War Records Office of the Adjutant General's Office of the U.S. War Department arranged and numbered the payrolls.
  - Payrolls were numbered from 1 to 5889.
  - Roughly grouped by state, but not by date or specific location.
  - There was no rhyme or reason to the numbering.
    - Sometimes a complete payroll was assigned one number.
    - Sometimes pages from the same payroll were scattered and assigned different numbers.
  - In addition, 101 payroll records that were not assigned a number are at the end of the record series.

- **Information Content**
  - Name and (usually) place of residence of enslaver (slave owner).
  - Name of enslaved persons
  - Month(s), year(s) during which the enslaved persons were employed
  - Location at which the enslaved persons were employed
  - Confederate officer under whom the work was performed
  - Number of days worked
  - Daily rate of pay
  - Total amount
  - Acknowledgement that payment was received by the enslaver or his or her agent.
  - May include a power of attorney signed by the enslaver authorizing his or her agent(s) ("attorney") to receive payment on their behalf.

- More than 99.9% of the enslaved persons listed are men, but there are a **few** women.
- Probably 90% of enslavers were men, but perhaps 5 to 10% were women, likely either widows or young women who inherited enslaved person(s) from a parent.
- Date span is primarily 1861–1864.
- Some enslaved persons "runaway" and are so indicated on the payroll.
- Some lists include free blacks (free person of color) who were likely impressed (forced) who received payment.
- Some lists contain white employees, who acknowledged receipt of payment for themselves.
- Some lists contain both white employees and enslaved persons.
- CANNOT always assume that the enslaved belonged to the person from whom they were hired. For example, payment for work done by Alex, James, and John, enslaved men at the Arsenal at Knoxville, Tennessee, went to *different men each month*, who must have hired these enslaved persons from the "real" enslaver, perhaps as a means to avoid having to provide their own enslaved persons to Confederate authorities.

- **The enslaved persons were not paid for their work**

- **To get paid, the enslaver had to –**
  - Personally go to the appropriate Confederate officer to receive payment and sign the payroll.
  - If the enslaver could not personally make the trip to the Confederate officer, he or she could sign a power of attorney to authorize someone else to collect the money on their behalf. The "power of attorney" did not mean that person was a lawyer, it was simply an authorization of someone to be the person's **agent** for the transaction.

- **"Not paid" does not mean "never paid"**
  - Many payrolls indicate enslaver was "unpaid" or show no payment.
  - This means the payment was not recorded on *that* particular payroll, most likely because neither the owner or his or her agent went to the Confederate officer in time before the payroll had to be submitted to a higher level authority.
  - Thus, the *same* transaction should be found on a *second* payroll created at a later date when the owner or agent finally went to the Confederate officer for payment.

- **Physical Dimensions**
  - Most are "normal" sized sheets of paper
  - Many are 24 by 18 inches or more
  - Longest payroll is 13 feet long, 2nd longest is 10 feet long
  - Paper varies between thick high quality "kraft" paper to very thin and delicate paper
  - Color: blue, tan, brown, orange, yellow, green, pink, off-white (formerly white?)

- **Uses for these Records**
  - African American genealogy researchers
  - Study of use of slavery in the war effort
  - Enhance understanding of local history

- Effects of war on specific counties
- Slave ownership
- Naming patterns (different mix of names in North Carolina than in Virginia?).

"Record Books of Executive, Legislative, and Judicial Offices of the Confederate Government" (NAID 596501), catalog.archives.gov/id/596501, often called the "Confederate Chapter Books" due to their arrangement by "chapter" and volume. These are records of the operations of the CSA government and military and sometimes include references to enslaved persons, such as:

- Chapter III, Volume 20 – Engineer Department, Morning Reports of the Engineer Hospital at Mobile, Alabama, 1864–1865 (NAID 6925819), catalog.archives.gov/id/6925819.
- Chapter V, Volume 135 – Quartermaster Department, Record of Slaves Hired, 1864–1865 (NAID 166048405), catalog.archives.gov/id/166048405.
- Chapter IX, Volume 133 – Secretary of War, Passport Book, Negroes, November 1864–January 1865 (NAID 166051853), catalog.archives.gov/id/166051853.

BIBLIOGRAPHY

- "Confederate Slave Payrolls Shed Light on Lives of 19th-Century African American Families." archives.gov/news/articles/confederate-slave-payrolls-digitized.
- Glymph, Thavolia. "Noncombatant Military Laborers in the Civil War." *OAH Magazine of History*, Vol. 26, No. 2 (Apr. 2012): 25-29, available online at academic.oup.com/maghis/article/26/2/25/1000927.
- Kluskens, Claire Prechtel. "Civil War Confederate Slave Payroll Records." *NGS Magazine*, Vol. 45, No. 2 (Apr.-June 2019): 61-64, available online at twelvekey.files.wordpress.com/2019/11/ngsmagazine-2019-04.pdf.
- Martinez, Jaime Amanda. *Confederate Slave Impressment in the Upper South*. (Chapel Hill: University of North Carolina Press, 2013), available from libraries and booksellers.
- Nicholas, James L. *Confederate Engineers*. (Tuscaloosa, AL: Confederate Publishing Co., 1957), available online at babel.hathitrust.org/cgi/pt?id=inu.32000009648843.

Small numbers of Confederate Slave Payroll Records may be found in other archives, such as:

- **Library of Virginia**. Records of the Engineer Department, include Pay Rolls and Slave Rolls for May–October 1861, see: lva.primo.exlibrisgroup.com/discovery/fulldisplay?docid=alma990004982950205756&context=L&vid=01LVA_INST:01LVA&search_scope=MyInstitution&tab=LibraryCatalog&lang=en.
- **State Archives of North Carolina** holds five Confederate slave payrolls, information at archives.ncdcr.gov/search-catalog/search-doc (search term "slave payroll"). These are part of the "Original Civil War Collection," information at axaem.archives.ncdcr.gov/findingaids//CW_MR_Miscellaneous_Records.html - 8008.

The Nitty Gritty of Autosomal DNA

Blaine T. Bettinger, Ph.D., J.D.
blainebettinger@gmail.com

In this session we will examine some advanced topics in genetics including imputation, age of segments, so-called "sticky segments," number of inherited segments vs. relationship, "pile-up" regions, and more.

Imputation

Imputation is the process of inferring missing genotypes in sequencing data. The genetic genealogy testing companies use microarray testing to sequence a test-taker's DNA, which only sequences a small portion of the genome. Imputation is used to "fill in the gaps" in the obtained DNA sequence by inferring the missing components using population genetics. This is accomplished by comparing the obtained sequence to known haplotypes in a population and using those known haplotypes to fill in the gaps.

For more about imputation, see: https://en.wikipedia.org/wiki/Imputation_(genetics)

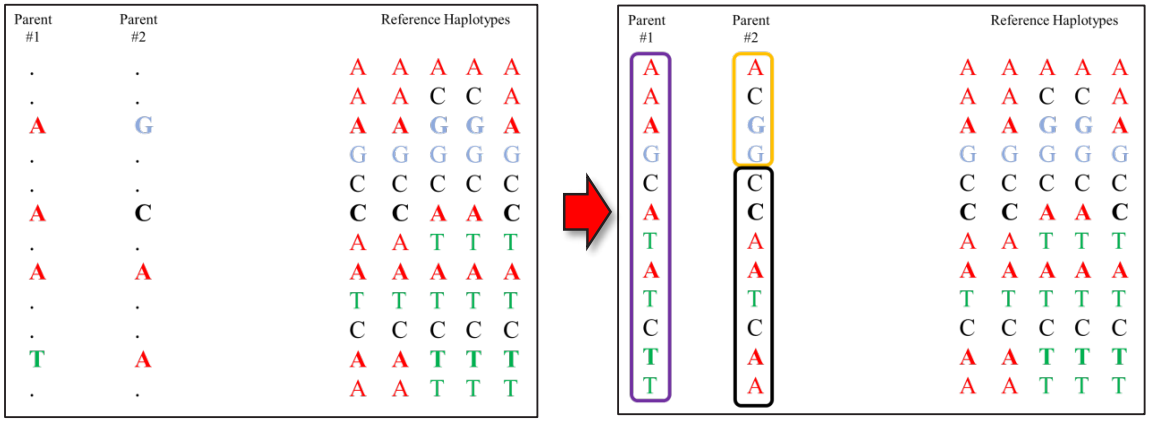

MyHeritage uses imputation before DNA matching. According to MyHeritage, imputation is used before matching because so many different microarrays have been used by the different testing companies over the years. According to MyHeritage:

> "Not all DNA service providers read the same SNPs. To find DNA Matches for individuals who used different DNA companies, it is important to infer the SNPs that were not read before comparing results." Source: https://education.myheritage.com/article/how-dna-testing-works/

#NGS2023GEN

Q. How does MyHeritage match between users who tested on different services?

A. MyHeritage takes uploaded data and extrapolates the SNPs to a common ground. This is a process called imputation. Using this method MyHeritage can match any kit currently on the market or previously distributed including 23andMe's V4 and Ancestry's V2 chips (as well as earlier versions) and of course MyHeritage DNA. Imputation may introduce errors so we are in the process of fine-tuning it.

Source: https://blog.myheritage.com/2016/11/myheritage-dna-your-questions-answered/

Since companies like 23andMe and AncestryDNA do not allow uploads, they do not have to match many different types of microarrays to each other (although both have used different microarrays over the years and must perform a small amount of cross-matching).

Age [in generations!] of Segments

There are TWO different hurdles that must be overcome when working with smaller segments of DNA. The first hurdle is whether the small segment is actually a shared segment of DNA, or whether it only appears to be a shared segment due to false matching.

The second hurdle is the age of the segment, meaning how many ***generations*** there are between the test-takers that share the segment and the shared ancestor that provided the segment.

The age (i.e., the # of generations) of a specific segment can vary considerably. However, on average, the larger a segment the more recent the shared ancestor. While it is common for a grandchild to share an entire chromosome with a grandparent, for example, it will become extremely less common with each successive generation.

Several researchers and genealogists have attempted to provide estimates of the age of segments based on their size. Notably, these estimates are probabilities ONLY.

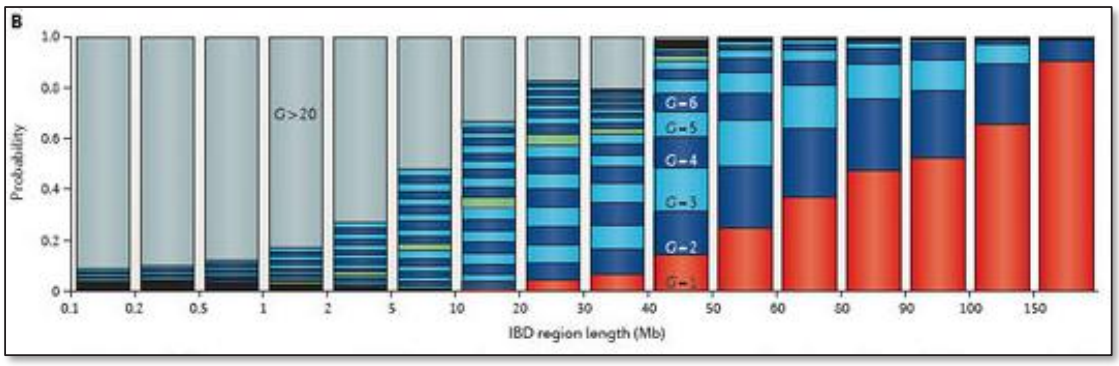

#NGS2023GEN

The first estimate (above) is from Speed & Balding ("Relatedness in the post-genomic era," *Nature Reviews Genetics* 16:33-34 (2014)), reproduced at https://isogg.org/wiki/Identical_by_descent. The full article is available here: http://dougspeed.com/wp-content/uploads/nrg_relatedness.pdf

Here is another discussion of small segments and the age of segments:

- Waldron, Patty. "Genealogically useful, misattributed and false DNA matches," *pwaldron.info* (last updated 5 Sept 2020) https://pwaldron.info/DNA/GenealogicallyUseful.html

Other genealogists have attempted to calculate or estimate the age of segments, as shown in this chronological list of blog posts:

- Kessler, Louis. "Revising Speed and Balding," *Behold Genealogy* (5 Nov 2017) https://www.beholdgenealogy.com/blog/?p=2338.
- Kessler, Louis. "Another Estimate of Speed and Balding Figure 2B," *Behold Genealogy* (15 Nov 2017) https://www.beholdgenealogy.com/blog/?p=2389.
- Kessler, Louis. "The Life and Death of a DNA Segment," *Behold Genealogy* (19 Aug 2019) https://www.beholdgenealogy.com/blog/?p=3057.
- Bartlett, Jim. "In Defense of Small Segments," *Segment-ology* (31 Jan 2020) https://segmentology.org/2020/01/31/in-defense-of-small-segments/.
- Bartlett, Jim. "Distribution of Cousins," *Segment-ology* (10 Dec 2021) https://segmentology.org/2021/12/10/distribution-of-cousins/.

Pile-Up Regions

Regions of excess identical-by-descent (IBD) sharing, more commonly known as "Pile-Up Regions," are sections of the genome where there is a higher than expected amount of sharing with matches in the matching database, based on comparison to other regions of the genome.

Although there are regions of the human genome that are more likely to experience pile-ups, **most pile-up regions are population specific**. Accordingly, you cannot rely on these common regions as predictive of your own pile-ups!

Pile-ups are dangerous because it indicates that the segment is common within a population. Since this is the case, the segment could have come from any of a number of different lines and our ability to reliably determine which line it came from is significantly

reduced. Pile-ups can happen because of lack of phasing, SNP-poor regions, and simply having a common segment within a population.

You can explore your own personal pile-up regions using the Bulk Import Tool at DNA Painter (www.dnapainter.com). This bulk import tool at DNA Painter allows a user to import all shared segments from a testing company into a chromosome mapping profile.

For more about the bulk import tool: https://dnapainter.com/help/import

Resources:

- Ancestry, "AncestryDNA Matching White Paper," (last updated 15 July 2020) https://www.ancestrycdn.com/support/us/2020/08/matchingwhitepaper.pdf
- Bartlett, Jim. "Pile-ups," *Segment-ology* (7 Oct 2015) https://segmentology.org/2015/10/07/pile-ups/
- Griffith, Sue. "Chromosome Maps Showing Centromeres, Excess IBD Regions and HLA Region," *Genealogy Junkie* (9 June 2016) http://www.genealogyjunkie.net/blog/chromosome-maps-showing-centromeres-excess-ibd-regions-and-hla-region
- Kennett, Debbie. "Small segments and pile-ups - a visualization," *Cruwys* news (22 Jan 2018) https://cruwys.blogspot.com/2018/01/small-segments-and-pile-ups.html
- Lee, Andy. "What are DNA Pile UP Regions?" *Family History Fanatics* *https://www.familyhistoryfanatics.com/dna-pile-up-regions*
- Mercedes. "DNA Matches on Chromosome 15," *Who Are You Made Of?* (3 April 2022) https://whoareyoumadeof.com/blog/dna-matches-on-chromosome-15/
- Puzzled, "Chromosome Pile-Ups in Genetic Genealogy: Examples from 23andMe and FTDNA" *Genealogy And Genomics* (31 Jan 2015) https://web.archive.org/web/20150405103614/http:/ourpuzzlingpast.com/geneblog/2015/01/31/chromosome-pile-ups-in-genetic-genealogy-examples-from-23andme-and-ftdna/
- Turner, Ann. "'Satiable Curiosity: Up Hill and Down Dale in the Genomic Landscape: the Odd Distribution of Matching Segments," *Journal of Genetic Genealogy* 6:1 (Fall 2010) https://jogg.info/wp-content/uploads/2021/09/61.002.pdf
- Waldron, Patty. "Pile-up regions and pile-up groups," *pwaldron.info* (last updated 7 April 2021) http://pwaldron.info/newdna.html#Pile-up_regions

Tracing Land Ownership Over Time: Forwards, Backwards, and from the Middle

By David M. McCorkle
dmccorkle@nchistoricalrecords.org

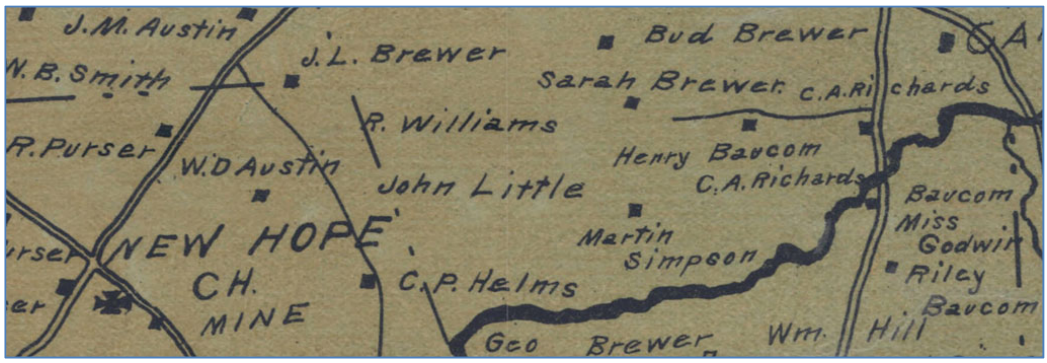

1907 Calvin Miller Map, Union County NC. Image courtesy of the State Archives of North Carolina

WHY TRACE LAND?

- Reconstruct past neighborhoods to find your ancestor's neighbors
  - Finding married women's family when you only have a first name
  - Finding church / burial grounds
  - Finding where people did business
- Use land inheritance to determine relationships
- Understanding the area where they lived

CONVEYANCES (Transfer of land)

PATENT (*land grant*): Transfer of unowned "vacant" federal or state government land to individuals or organizations.
DEED: Transfer of privately owned land to individuals, organizations, or governments.
GRANTOR: land is transferred from, the seller(s) of the land
GRANTEE: land is transferred to, the buyer(s) of the land

TRACING LAND USING CONVEYANCES

- Backwards in time:
  - Follow the deed gran**tors** back to the original land grant
- Forwards in time:
  - Follow the deed gran**tees** from the original land grant
- From the middle:
  - Either forwards or backwards depending on your goal

#NGS2023GEN

TRACING CONSIDERATIONS

- Grantor(s) and grantees(s) – is it the correct person?
  - Relationships (familial and legal)
  - Names of other family members
  - Identification by occupation
  - Identification by prior / future residences
- Property description – is it the same property?
  - Federal land versus metes and bounds
  - Location of the land itself
  - Subdivisions and combinations
  - Names of neighbors
  - Landmarks
- When did it transfer? Transaction date, recording date, proof date.
- Missing deeds and grants
  - Record destruction, accidental or intentional
  - Recording errors
  - Indexing errors
  - Never recorded due to inheritance or other reasons

FINDING LAND GRANTS

- Federal Land States – Bureau of Land Management: General Land Office Records *https://glorecords.blm.gov/*
- State Land States – Depends entirely on the state
  - FamilySearch website (free)
  - Family heirlooms (original copy)

FINDING DEEDS

- County Register of Deeds / Recorder Office
  - Websites typically free, but wide variation in availability of older deeds
  - In person: free to look, typically a small fee to copy
- FamilySearch website (free)
- Family heirlooms (original copy)

FINDING DEED/GRANT ABSTRACTS / TRANSCRIPTIONS

- State and county genealogy libraries
- County genealogical and historical society journals
- County genealogical and historical society websites
- Personal genealogical websites
- USGenWeb

OTHER RECORDS FOR DETERMINING OWNERSHIP

- **Wills and Estate Records**
  - Land can be inherited without a deed
  - Inheritance rules vary depending on jurisdiction and date
- **Ownership Evidence**
  - Processioning records
  - Tax lists
  - Homestead exemptions
- **Legal Actions**
  - Lease/Rent – Allow use of property for a period of time
  - Promissory note – a promise to pay a specific amount to someone
  - Mortgage – property tied to payment of debt (typically for that property)
  - Partitions – request and agreements to divide land
  - Land Sale for Taxes – failure to pay property tax (often sold by the sheriff)
  - Attachment – taking land into legal custody due to debt or other legal issue
  - Executions – order to enforce judgment against property
  - Liens – security attached to deed in case debt of some sort is not paid
  - Foreclosures – property sold to satisfy mortgage
  - Levies – seizure of property after judgement
  - Condemnations – forced government purchase of private property for public use
  - Ejectments – legal method of settling land disputes.
- **Land Grants**
  - Land Entries – requests for land grants
    - Entry books for State land
    - Case files for Federal land
  - Caveats on entries – challenges to entries, typically claiming land already owned
  - Corrections– requests and agreements to correct prior mistakes
  - Tract books for Federal land
  - Land lotteries
- **Maps**
  - Local and regional maps
  - Cadastral maps
  - Fire insurance maps
  - Governmental boundaries
  - Gazetteers to identified named natural and human features
  - Modern GIS to find current owners

- **Miscellaneous**
  - Court record books
  - Road and bridge records
  - Regulated property – taverns, mills etc.
  - Cemetery records
  - City Directories
  - Newspapers

LAND RESEARCH GLOSSARY

ACRE. A unit of area equal to 160 square POLES. There are 640 acres in a square mile.
APPURTENANCE. A right tied to the land, such as an easement.
CADASTRAL MAP. A map showing property boundaries and owners for a specific region
CHAIN. A unit of distance equal to 66 feet.
CHAIN BEARER. A person who assists a surveyor when surveying land.
CHAIN OF TITLE. The history of ownership transfers for a particular piece of land.
CONVEYANCE. Transfer of land from one party to another, typically with deeds or patents.
CURTESY. The rights of a widower to his wife's land if they had children together.
DEED. A instrument for transfer of land between private persons or organizations.
DEED BOOKS. A set of bound volumes where DEEDS & GRANTS are recorded by the county.
DOWER LAND. Land set aside for a widow, rules varied over time until practice was eliminated.
EASEMENTS. Rights to use all or part of someone else's land for a specific purpose.
ESCHEAT. Property returned to the state due to no apparent ownership.
FEE SIMPLE. There are no restrictions on selling the property.
FEE TAIL. The property can only be sold to specified heirs.
GRANTEE. The party buying or receiving land, typically by DEED or PATENT.
GRANTOR. The party selling or transferring land, typically by DEED or PATENT.
IMPROVEMENT. Changes that improve the value of a land, such as building a house.
LAND GRANT. A grant of a land PATENT; transfer of vacant government land to private party.
LIEN. A monetary claim made a against property, typically due to unpaid debt.
LINK. A unit of distance equal to 1/100 of a CHAIN.
LOT. A specific parcel in a subdivided area, such as a town, typically identified by a number.

MESSUAGE. A dwelling house and other building(s) on a property.
METES and BOUNDS. A system used to describe property boundaries. METES describe direction and distance, and BOUNDS describe boundaries.
MORTGAGE. Using real property as security for a debt.
PARCEL. A defined area of land owned by a person or organization.
PATENT. An instrument for transfer of vacant land from the government to private ownership.
PERCH. A unit of distance equal to 16 1/2 feet. Also called a POLE or ROD.
PLAT MAP. A drawing of a specific area of land, typically for conveyance or verification.
POLE. A commonly used unit of distance equal to 16 1/2 feet. Also called a ROD or PERCH.
PROVE. To validate the authenticity of a deed, typically required before county registration.
QUITCLAIM DEED. Transfer of interest in land without guarantees of ownership.
QUITRENT. Annual fees paid to governing bodies on a per-acre basis.
RECORDER. An elected county official in charge of maintaining county land records.
REGISTER OF DEEDS. An elected county official in charge of maintaining county land records.
ROD. A unit of distance equal to 16 1/2 feet. Also called a POLE or PERCH.
SECTION. A 1 x 1 mile area within the Federal land system.
SURVEY. To measure and record land boundaries; also refers to the resulting document.
TOWNSHIP. A 6 x 6 mile area within the Federal land system.
WARRANTY DEED. Transfer of land with guarantees of ownership.

LAND RESEARCH RESOURCES - BOOKS

Hatcher, Patricia Law. *Discover Your Ancestors Using Land Records*. Baltimore, MD: Genealogical Publishing Company, 2016.

Hone, E. Wade. *Land and Property Research in the United States*. Provo, UT: Ancestry Publishing, 1997.

Rose, Christine. *Courthouse Research for Family Historians*. San Jose, CA: CR Publications, 2004.

LAND RESEARCH - WEBSITES

Familysearch Wiki "United Land and Property". Home page for multiple articles related to land research in the U.S.
https://www.familysearch.org/en/wiki/United_States_Land_and_Property

The Newberry, "Atlas of Historical County Boundaries". Excellent visual source for county boundaries at a specific date. *https://digital.newberry.org/ahcb/*
USGenWeb Archives. Links to pages for each state and county, typically with information on deed/grant availability. *http://usgwarchives.net/*
WorldCat. Search to find deed/grant abstract books in nearby libraries. *https://www.worldcat.org*

Websites operated by genealogical and historical societies, or by individuals, may contain grant and deed information. These can be located using your preferred search engine.

LAND RESEARCH – ODDS & ENDS

PLATTING SOFTWARE
Tract Plotter (free): *http://tractplotter.com/*
Deed Mapper ($): *http://www.directlinesoftware.com/*
Metes & Bounds ($): h*ttps://www.tabberer.com/sandyknoll/more/metesandbounds/metes.html*
General Index: *https://www.cyndislist.com/land/platting/*

TERMS USED IN PLATS/SURVEYS
http://www.directlinesoftware.com/survey.htm
http://toto.lib.unca.edu/findingaids/mss/speculation_lands/terms/surveying_terms.htm
https://landsurveyorsunited.com/notes/SurveyorsHandbookPart2SurveyingDictionary

ONLINE MAPS
USGS Topographic Maps: *https://ngmdb.usgs.gov/topoview*
Direct Line Software Deed Data Pool: *http://www.directlinesoftware.com/deed_data_pool*
Library of Congress Maps Collections: *https://www.loc.gov/maps/*
David Rumsey Map Collection: *https://www.davidrumsey.com/*

COMMON MEASURMENTS FOUND IN U.S. LAND RECORDS
1 Pole/Rod/Perch = 16 1/2 feet or 1/4 chain
1 Chain = 66 feet or 4 poles or 100 links
1 Link = 1/100 chain
1 Furlong = 660 feet or 10 chains
1 Acre = 10 sq. chains *or* 160 sq. pole/rod/perch *or* 43,560 sq. feet
1 Square Mile = 640 acres *or* 6400 sq. chains *or* 64 sq. furlongs
1 Rood = 1/4 acre – *do not confuse with Rod!*

Jewish Genealogy in the "Old Country"
New Collections and Where to Find Them

Miriam Weiner, C.G. Emeritus
Routes to Roots Foundation Website / rtrfoundation.org

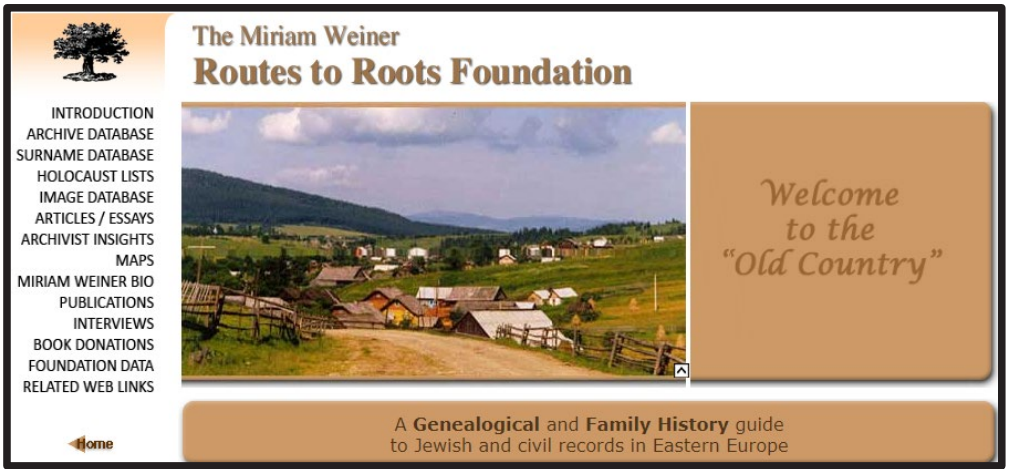

For the past three years, I have been updating and enhancing the RTRF website with two new surname databases as well as a major update to the maps and images sections.

Introduction to Surname Databases

The link to the Surname Databases is on the Home Page menu on the left. A click on **Surname Databases** goes to the **Introduction** page at rtrfoundation.org/lnintro.shtml.

Please review the RTRF Surname Database Introduction page first. Then note the links to the two different databases: Standard Surname Database and OCR Surname Database.

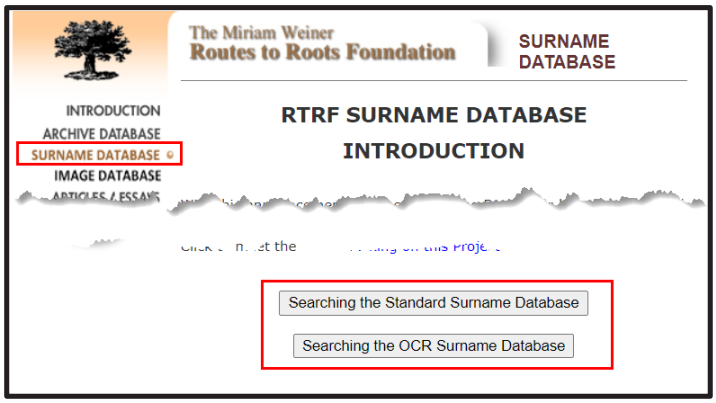

#NGS2023GEN

Together, the Standard Surname Database and the OCR Surname Database contain a diverse variety of record collections.

Standard Surname Database includes:

- Names lists from historians and heads of Jewish communities
- Name lists from books
- Name lists from various archives

OCR Surname Database includes:

- Business Directories & Address Calendars
- Telephone books
- Names lists from books and archives

- Birth, marriage, death and divorce records
- Census lists & family lists
- School records
- Property records
- Voter lists
- Notary records
- Local government records
- Immigration records
- Holocaust lists (both victims & survivors)
- Kahal lists (Jewish community/society lists)
- Pogrom documents
- Business directories
- Rabbinic records
- Hospital records
- Passport documents
- Business documents (lists of shops and factories, along with their owners)
- Telephone books
- Military records
- Police files
- Tax lists
- Occupation lists

Many of the collections in this database are not online elsewhere. Some were provided by heads of local Jewish communities; a significant number of the collections were given to me by directors of various archives through the years and continues to this day.

The **Collection Description** (CD) links are available with each search result and they range in length from 1-10 pages. Each CD is different from the others (no template used). These CD pages often include a short reference to my first visit to that town, how I happened to acquire the collection; multiple photos (both current and pre-World War I from my collection), document examples, images of people I worked with in that town and links to other resources for that town. These links are usually ones not so familiar to the researcher.









Collection Description Example: Bialystok, Poland

Standard Surname Search
Example: A search for the surname "Rabkin" yields many different record types. Select the desired record collection. In this example, Belarus Army Recruits is of interest. The specific search result summarizes the key information and, in this case, provides a link to the list of Jewish Army Recruits, along with an English translation of the Cyrillic document.

Belarus Army Recruits

Surname	RABKIN
Given Name	Abram
Father's Given Name	Kalman
Birth-Year	
Record-Type	Army/Recruits
Description	List of Jewish men
Year	1874
Town	Vitebsk
District	Vitebsk
Province	Vitebsk
Country	Belarus
Fond	NHAB Minsk/2496/1/2531
Page	141
Family	1606
Summary	Vitebsk_R12-13
Image	click to view
Surnamesearch	RABKIN

Source: www.rtrfoundation.org
Miriam Weiner Routes to Roots Foundation



Here are a few examples of the types of documents you may find:



Death Record, 1935
Rejowiec, Poland

Transport List to Majdanek, 1942
Lublin, Poland

Notary Record, 1942
Frysztak, Poland

List of Jews from villages
in Lvov region, 1932

Marriage Announcement, 1906
Monasterzyska, Ukraine

Property Record, 1891
Pultusk, Poland

Will (probate document), 1906
Nowy Korczyn, Poland

Sample page from a Pinkas
Sudilkov, Ukraine, 1858

#NGS2023GEN

Image Database

There is a drop-down menu for images, accessible from the RTRF website **Home Page**. There are 2,215 images from 358 towns and I plan to add as many images as possible to this database. rtrfoundation.org/imagesearch.php.

The towns in the **Image Database** are linked to search results from the **Surname Database** and **Archive Database** which means that a search of the town of Bialystok, for example, brings up the following:

- **Archive Database** results (regarding which documents have survived, years available, archive where located, etc.) for Bialystok.
- From there, you can link to the **Image Database** for Bialystok.
- From a search of the **Surname Database**, a search result for a surname from Bialystok also includes a link to a town (or region) map for Bialystok.

Therefore, a single search for Bialystok can produce archive data, surname record, town images and a map of the town.

Again, I would like to stress:

- To determine what collections are in the **Surname Databases**, just go to the country links accessible from the **Surname Introduction page.**
- To determine which documents have survived the Holocaust, search **Archive Database** (accessible from Home Page left Menu) by **town name.**

A sampling of photographs and postcards that you'll find:



Scenic view of former Stanislawow
Ivano-Frankivsk, Ukraine, 1918

Local view
Drohobycz, Ukraine, c. 1915

Former Jewish street
Vilnius, Lithuania, 1993

Synagogue
Minsk, Belarus, c. 1920

Horse & Wagon
Khmelnik, Ukraine, 1997

Hetmanski Boulevard, Opera House
Lvov, Ukraine, c. 1918

#NGS2023GEN

OCR Search: Business Directories & Telephone Books

I have acquired numerous telephone and business directories, mostly in Cyrillic. The website has a tool that allows you to type the surname in Latin characters and it automatically converts the text to Cyrillic and searches through the Cyrillic documents in the database.

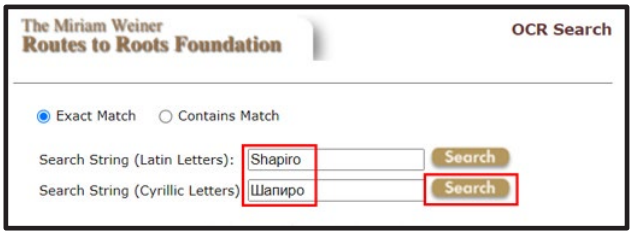

While the search results appear in Cyrillic, just right click in Google Chrome or Microsoft Edge and it will automatically translate the results:



Before clicking "Translate to English"



After clicking "Translate to English"

Telephone Directories Currently on this Website:
The example above comes from one of my collection of 75 telephone directories from primarily small/medium-sized towns in Ukraine that have been donated to the LOC in Washington, D.C. These books are now searchable by surname via OCR at the rtrfoundation.org website.

Business/Address Directories & Telephone Directories Currently on this Website:

1. Address Book: Town of Lwow (Lvov), 1897
2. Address Book: Town of Lemberg (now Lviv), 1916
3. Telephone directory for districts of: Bydgosz, Gdansk, Krakow, Katowice, Lublin, Lwow, Poznan, Wilna and Warszaw, 1934
4. Address Book for Poltava and Poltava Guberniya, 1914
5. Address Calendar, Podolia Guberniya, 1909

#NGS2023GEN

6. Telephone Directory for Boryslaw, Drohobycz & Lwow (& nearby towns), 1930
7. Telephone Directory for Lvov, Boryslaw, Drohobycz (& nearby towns), 1938
8. Address Calendar for Kiev Guberniya, 1914 / **1,960 names**
9. Volhynia Address Book, 1895 / **5,540 names**
10. Volhynia Address Book, 1915 / **3,600 names**
11. Galicia Address Book, 1891 / **11,875 names**
12. "All Russia" Business Directory, 1902 / **140,400 names**
13. *Vsia Rossiia* — "All Russia" Business Directory, 1903
14. *Vsia Rossiia* — "All Russia" Business Directory, 1911
15. Chernigov, Ukraine, Telephone Directory (1991)
16. Pinsk, Belarus, Telephone Directory, 1987
17. Kishinev (Chisinau), Moldova, Yearbook, 1940
18. Lodz, Poland, Address Directory, 1948-1949
19. Lviv, Ukraine (2 volumes), 1991

Four different map collections:

Joint Operations Graphic (JOG) Maps
- Produced by U.S. Department of Defense Aeronautical Chart and Information Center, and in English!
- Belarus, Poland, Lithuania, Ukraine, Moldova, and portions of Romania and Hungary
- Very detailed – small villages, roads, railways, oil wells, geographic features, industrial buildings.

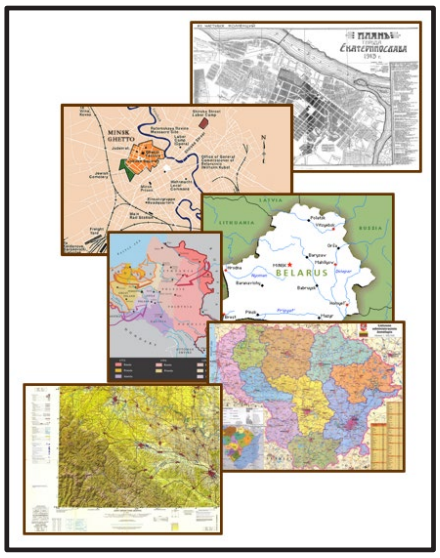

Town and Region Maps
- Historic and modern-era maps
- Acquired from local town mayors, town architects, historians
- Soviet town plans

Collection of diverse maps – examples:
- Partitions of Poland
- Major Jewish Communities (of Poland in 1931)
- Galician and Polish Administrative Districts
- Pale of Jewish Settlement

Holocaust maps
- Jews of Bukovina on the Eve of the War
- Minsk Ghetto
- Lvov Environs, 1941-1942
- Eastern Galicia Killings, Summer 1941

#NGS2023GEN

MILITARY RECORDS:
What is a Reasonably Exhaustive Search?

Craig Roberts Scott, CG, FUGA
700 Falls Road
Rocky Mount, NC 27804
crscott@HeritageBooks.com

To correlate evidence, you must have evidence to correlate. Typical researchers stop too soon in their evidence collection, believing that they have found all that there is to find about a soldier. There is more to military research than the compiled military service record or in the pension application file. A reasonably exhaustive search is not limited to the two or three typical record sources.

Compiled Military Service Records (CMSRs) lead to other records.

Pensions lead to other records.

Bounty Land files lead to other records.

During and after a war many records were created for soldiers. Most researchers are familiar with compiled military service records (not all soldiers have them) and military pensions (not all soldiers have them). But there is more. What follows is a full research strategy for a soldier in most wars.

Efficient research is accomplished by making a soldier as unique as possible. Following a specific record path can lead to fewer missteps in the research process.

Research Steps

Step One:

Identify the person of interest.

Examine your pedigree charts.
Look for those born between 10 to 60 years before the war starts.

Focus on those born between 15 to 45 years.
Collect what information that you know about this person
Full Name
Year of Birth
Place of Birth
Residence before, during, and after conflict Name of spouse

Do all the census research or tax list research that is possible.

Step Two:

Do a literature search.

County, State, National (libraries, archives, historical societies, and adjutant general's office)

Family Search – look for a Wiki for the war
Fold3
Ancestry
Google

Step Three:

Find the pension materials, state and federal.

Locate Pension on Fold3 [not all soldiers or their dependents have pensions]
Determine type of service. [Militia, State, Federal Establishment, Regular, Navy, USMC]
Determine nature of service. [Officer, Staff, Enlisted]
Determine the battles.
Determine other information of value.

For all soldiers, look for him being named in the pensions of others.

Find pension ledgers, pension payment vouchers, pension cards, settled accounts, last and final payments.

Was there a widow's pension or other pension?

Was there a five-year half-pay pension? If soldier died in the war it is likely.

Step Four

Follow the soldier through the war based on CMSRs and pension.
Find original muster rolls (these are not always available due to condition)
Many are now digital.
Look for additional sources identified in the CMSRs
Always examine Register of Enlistments.

It is possible that your ancestor served with more than one unit during the war.

Trace you ancestor through the entire war; don't stop just because you found a unit that he belonged to.

Step Five:

Look for the availability of enlistment papers, personal papers, prisoner of war records, medical records, courts-martial, furlough, discharge papers and other papers. There may be letters, uniforms, medals, muskets, rifles, pistols, or swords.

Look for provost marshal records (Civil War) or draft records (WWI and WWII)

Look for Record and Pension Office Correspondence, especially if Civil War Index is on Ancestry.com

Step Six:

Colonial, state, and federal

Find the bounty land if prior to 1863.
Find the homestead land if after 1863.

Always do a Bureau of Land Management patent search.
Always check Unindexed Bounty Land Index for prior to Civil War

Step Seven:

Look for claims, state and federal.

Step Eight:

Look for a unit history, company, regiment, and division.
Look for battle histories.
Look for diaries.
Look for a Facebook page for the unit or division.
Look for photographs.
Always consult eBay.
If Navy or Army Transport Service involvement look for the ship.

Find material about the captains, the regimental commanders,
the battles and the campaigns.

Check what the local paper was reporting on the war.

Step Nine:

Look for burial records.

Always check FindaGrave for the soldier.

Step Ten:

Remember that each record should have led you to another record. Every abstract or index card represents an original record. Put your ancestor in the context of his time.

Having now accomplished a reasonably exhaustive search analyze and correlate.

Bibliography

Abercrombie, Janice and Richard Slatten. Virginia Revolutionary "Publick" Claims, Three Volumes. 1992. Athens, Ga.: Iberian Publishing Co.

Bockstruck, Lloyd de Witt. Revolutionary War Bounty Land Grants Awarded by State Governments. 1996. Baltimore: Genealogical Publishing Co.

Bockstruck, Lloyd de Witt. Revolutionary War Pensions Awarded by State Governments. 2011. Baltimore: Genealogical Publishing Co.

Crowder, Jack Darrell. Underaged Warriors: Over 600 Stories about the Courage and Hardship of Children Ages 7 to 14 Who Fought in the American Revolution. 2018. Westminster, Md.: Heritage Books.

Heitman, Francis B. Historical Register of Officers of the Continental Army During the War of the Revolution, April 1775, to December 1783. 1914. Reprint, Baltimore, Md.: Genealogical Publishing Co., Inc., 1982 [online at Google books, Ancestry].

Pierce, Alycon Trubey. Selected Final [Revolutionary] Pension Payment Vouchers 1818 – 1864: Richmond and Wheeling [Virginia]. Athens, Ga.: Iberian Publishing Co.

Rose, Christine. Military Pension Laws, 1776-1858. San Jose: Rose Family Association, 2001.

Rose, Christine. Military Bounty Land 1776-1855. San Jose: Rose Family Association, 2011.

Scott, Craig Roberts. The 'Lost' Pensions: Settled Accounts of the Act of 6 April 1838, Revised Edition. 2013. Berwyn Heights, Md.: Heritage Books, Inc.

Scott, Craig Roberts. Understanding Revolutionary War and Invalid Pension Ledgers 1818-1872 and the Payment Vouchers They Represent, Berwyn Heights, Md.: Heritage Books, Inc., 2014

Wood, W. J. Battles of the Revolutionary War, 1775 -1781. 1990. Reprint, Cambridge, MA: De Capo Press, 2003.

Wright Jr., Robert K. The Continental Army. Washington, DC: U.S. Army Center of Military History, 1983. history.army.mil/html/books/060/60-4-1

The following is a list of microfilm publications and finding aids that will be helpful to you in your search:

Civil War

RG 109 War Department Collection of Confederate Records

RG 94 Records of The Adjutant General's Office

RG 249 Records of the Commissary General of Prisoners

Archives publications

Eales, Anee Bruner and Robert M. Kvasnicka, Guide to Genealogical Research in the National Archives of the United States, 3rd Edition, National Archives and Records Administration, Washington, D.C., 2000, ISBN: 1-880875-21-7.

Fox, Cynthia G. and Constance Potter, Military Service Records: A Select Catalog of National Archives Microfilm Publications (National Archives Trust Fund Board, National Archives and Service Administration, Washington, D.C., 1985, ISBN 0-911333-07-X.

Hawkins, Kenneth, compiler. Research in the Land Entry Files of the General Land Office. Reference Information Paper No. 114. Revised. Washington, DC: National Archives and Records Administration, 2009. Also this is online at NARA, www.archives.gov/publications/ref-info-papers/ripll4.pdf.

Munden, Kenneth and Henry Putney Beers, The Union, A Guide to Federal Archives Relating to the Civil War, National Archives and Records Administration, Washington, D.C., 1998, ISBN 0-911333-46-0.

Beers, Henry Putney, The Confederacy, A Guide to the Archives of the Confederate States of America, National Archives and Records Administration, Washington, D.C., 1998, ISBN 0-911333-18-5.

Cumberland Gap and the Wilderness Road

Presenter: Lori Thornton, MLS
E-mail: lorithornton@gmail.com

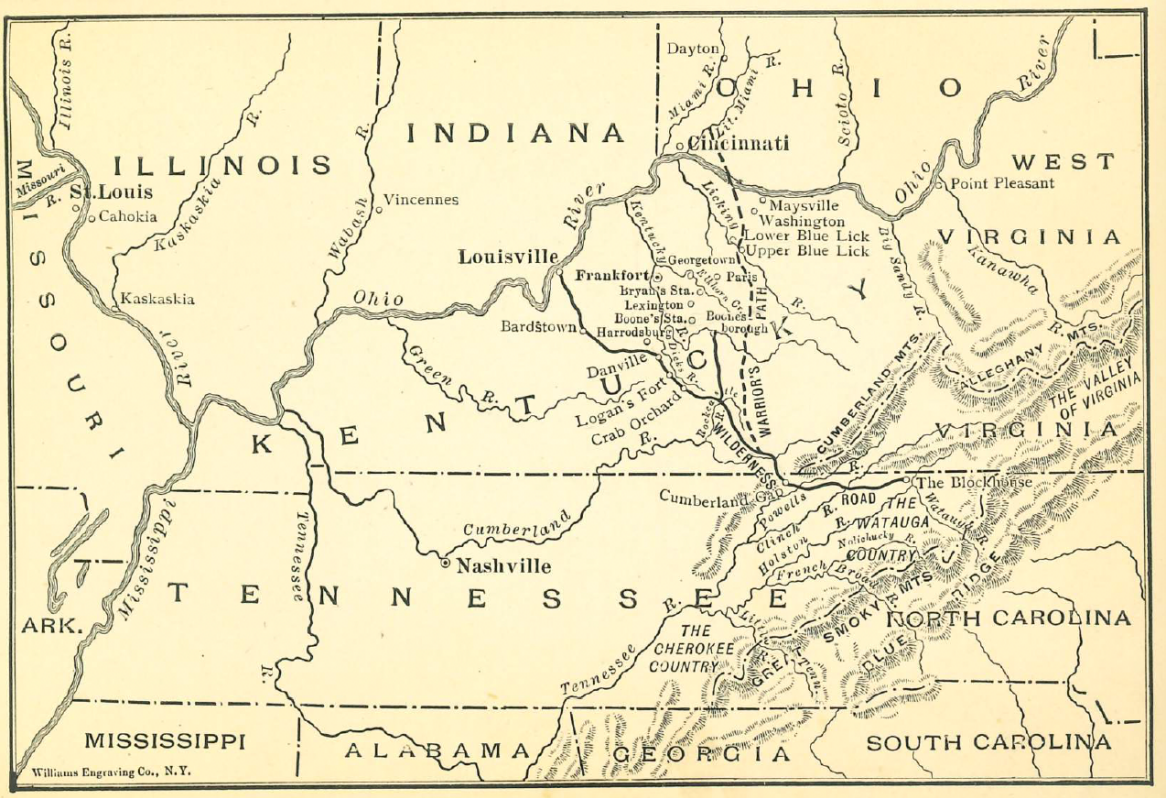

MAP OF THE EARLY WEST

Showing route of the Wilderness Road, and principal settlements mentioned in the text

Map source: H. Addington Bruce, *Daniel Boone and the Wilderness Road* (New York: Macmillan, 1910), page 341.

Historic Sites, Parks, and Museums

Cumberland Gap National Historical Park (KY/TN/VA), 91 Bartlett Park Road, Middlesboro, KY 40965; (606) 248-2817; nps.gov/cuga

Fort Boonesborough State Park (KY), 4375 Boonesboro Road, Richmond, KY 40475; (859) 527-3131; parks.ky.gov/richmond/parks/historic/fort-boonesborough-state-park or fortboonesboroughlivinghistory.org/

Wilderness Road State Park (VA), 8051 Wilderness Road, Ewing, VA 24248; (276) 445-3065; dcr.virginia.gov/state-parks/wilderness-road

Dr. Thomas Walker State Historic Site, 4929 KY 459, Barbourville, KY 40906; (606) 546-4400; parks.ky.gov/barbourville/parks/historic/dr-thomas-walker-state-historic-site

Wilderness Road Regional Museum, 5240 Wilderness Road, Dublin, VA 24084; (540) 674-4835; wildernessroadregionalmuseum.com

Note: Boone Station State Historic Site, 2401 Gentry Road, Lexington, KY 40502 closed and the property given to David's Fork Baptist Church in 2018. The 1992 deed to the parks by Robert Strader's will stipulated the property be given to the church if not developed as a "state historic park" within 15 years of inheriting it.

Bibliography

Allen, James Lane. "Through Cumberland Gap on Horseback." *Appalachian Images in Folk and Popular Culture*, edited by W. K. McNeil. 2nd ed. Knoxville: University of Tennessee Press, 1995, pages 59-73.

Aron, Stephen. "Pioneers and Profiteers: Land Speculation and the Homestead Ethic in Frontier Kentucky." *Western Historical Quarterly*, 23, no. 2 (May 1992), pages 179-198.

Brigham, Albert Perry. "To Kentucky by the Cumberland Gap," *From Trail to Railway through the Appalachians*. Boston: Ginn and Company, 1907, pages 142-154.

Brown, William Dodd. "A Visit to Boonesborough in 1779: The Recollections of Pioneer George M. Bedinger." *Register of the Kentucky Historical Society*, 86, no. 4 (Autumn 1988), pages 315-329.

Bruce, H. Addington. *Daniel Boone and the Wilderness Road*. New York: Macmillan, 1910.

Cayton, Andrew R. L. ""Separate Interests" and the Nation-State: The Washington Administration and the Origins of Regionalism in the Trans-Appalachian West." *Journal of American History*, 79, no. 1 (June 1992), pages 39-67

Cherry, Thomas Crittenden and Arndt M. Stickles. *The Story of Kentucky*. Rev. ed. Boston: D. C. Heath and Company, 1945.

Cirocco, William C. "The Christmas Miracle of 1809: How a 'Backwoodsman without a Diploma to Practice' Became the Father of Abdominal Surgery." *The American Journal of Surgery*, 217, no. 3 (March 2019), pages 578-589.

Clark, Thomas D., ed. *The Voice of the Frontier: John Bradford's Notes on Kentucky*. Lexington: University Press of Kentucky, 1993.

Clark, Thomas D. and Lee Kirkpatrick. *Exploring Kentucky*. Rev. ed. New York: American Book Company, 1949.

Cox, William E. *Hensley Settlement: A Mountain Community*. Philadelphia: Eastern National Park & Monument Association, 1978.

Eslinger, Ellen, ed. *Running Mad for Kentucky: Frontier Travel Accounts*. Lexington: University Press of Kentucky, 2004.

Filson, John. *The Discovery, Settlement, and Present State of Kentucke*. 1784, reprint; New York: Corinth Books, 1962.

Finger, John R. "Witness to Expansion: Bishop Francis Asbury on the Trans-Appalachian Frontier." *Register of the Kentucky Historical Society*, 82, no. 4 (Autumn 1984), pages 334-357.

Friend, Craig Thompson, ed. *The Buzzel About Kentuck: Settling the Promised Land*. Lexington: University Press of Kentucky, 1999.

Green, Carl R. *Blazing the Wilderness Road with Daniel Boone in American History*. American History series. Berkeley Heights, New Jersey: Enslow Publishers, 2000.

Harkness, David James. "Abraham Lincoln and the Cumberland Gap." *The University of Tennessee News Letter*, 49, no. 2 (April 1959).

Herold, Virginia Smith. "Joel Watkins' Diary of 1789." *Register of the Kentucky State Historical Society*, 34, no. 108 (July 1936), pages 215-250.

Imlay, Gilbert. *A Topographical Description of the Western Territory of North America: Containing a Succinct Account of Its Soil, Climate, Natural History, Population, Agriculture, Manners, and Customs; with an Ample Description of the Several Divisions into Which that Country Is Partitioned.* London: J. Derrett, 1795.

Johnston, J. Stoddard. *First Explorations of Kentucky: Doctor Thomas Walker's Journal of an Exploration of Kentucky in 1750, Being the First Record of a White Man's Visit to the Interior of that Territory*. Filson Club Publications, no. 13. Louisville, Kentucky: John P. Morton and Company, 1898.

Kincaid, Robert L. *The Wilderness Road*. Indianapolis: Bobbs-Merrill Company, 1947.

Laver, Harry S. "Rethinking the Social Role of the Militia: Community-Building in Antebellum Kentucky," *Journal of Southern History*, 68, no. 4 (November 2002), pages 777-816.

Morgan, Robert. *Boone: A Biography*. Chapel Hill, North Carolina: Algonquin Books of Chapel Hill, 2007.

Morse, Michael Lynn. The Hensley Settlement: An Oral Folk History of Its Material Culture. M.A. thesis, Western Kentucky University, 1975.

Page, Bonnie M. *The Cumberland Gap Region (In Picture—Then and Now).* Jacksboro, Tennessee: Action Printing, 1997.

Raitz, Karl B., Jeffrey E. Levy, and Richard A. Galbraith. "Mapping Kentucky's Frontier Trails through Geographical Information and Cartographic Applications." *The Geographical Review*, 100, no. 3 (July 2010), pages 312-335.

Ranck, George W. *Boonesborough: Its Founding, Pioneer Struggles, Indian Experiences, Transylvania Days, and Revolutionary Annals.* Filson Club Publications, no. 16. Louisville, Kentucky: John P. Morton & Company, 1901.

Reber, Clara Smith. *Church Hill, Tennessee Area History, 1754-1976*. Lake City, Tennessee: Bonnie M. Page [P.O. Box 70, 37769], 1977.

Reid, Darren. Walking the Line of Fire: Violence, Society, and the War for the Kentucky and Trans-Appalachian Frontier, 1774-1795. Ph.D. thesis, University of Dundee, 2011.

Sachs, Honor. *Home Rule: Household, Manhood, and National Expansion on the Eighteenth-Century Kentucky Frontier.* New Haven: Yale University Press, 2015.

Smalley, Andrea L. ""They Steal Our Deer and Land": Contested Hunting Grounds in the Trans-Appalachian West." *Register of the Kentucky Historical Society*, 114, no. 3/4 (Summer/Autumn 2016), pages 303-339.

Specht, Neva Jean. "Women of One or Many Bonnets?: Quaker Women and the Role of Religion in Trans-Appalachian Settlement. *NWSA Journal,* 15, no. 2 (Summer 2003), pages 27-44.

Speed, Thomas. *The Wilderness Road: A Description of the Routes of Travel by Which the Pioneers and Early Settlers First Came to Kentucky*. 1886, reprint; New York: Burt Franklin, 1971.

Steele, William O. *The Old Wilderness Road: An American Journey*. New York: Harcourt, Brace & World, 1968.

Stone, Richard G., Jr. *A Brittle Sword: The Kentucky Militia, 1776-1912*. Kentucky Bicentennial Bookshelf. Lexington: University Press of Kentucky, 1977.

Terry, Gail S. Family Empires: A Frontier Elite in Virginia and Kentucky, 1740-1815. Ph.D. dissertation, College of William and Mary, 1992.

Terry, Gail S. "Sustaining the Bonds of Kinship in a Trans-Appalachian Migration, 1790-1811: The Cabell-Breckinridge Slaves Move West." *The Virginia Magazine of History and Biography*, 102, no. 4 (October 1994), pages 455-476.

Vann, Barry. "Irish Protestants and the Creation of the Bible Belt." *Journal of Transatlantic Studies*, 5 no. 1 (March 2007), pages 87-106.

SCHOLARLY RESOURCES/PLATFORMS INVALUABLE TO GENEALOGISTS -- EXPAND YOUR RESEARCH

by Diane L Richard

IMPORTANT NOTE: When creating a PDF of a handout, sometimes the website URLs get truncated and don't work properly. If you click on a URL and get an error, please just "copy and paste" the entire URL as shown, and that should work just fine. Sorry for any inconvenience. Additionally, URLs age – use the Wayback Machine (Internet Archive) to find archived versions of the website or a web search engine to relocate moved material.

These topics are grouped here for your convenience. This is NOT the order they are not necessarily presented in the talk.

Datasets & Data Visualizations

(1) The Magazine of Early American Datasets (MEAD), https://repository.upenn.edu/mead/ -- datasets created by scholars/historians/ social scientists, etc. are useful to genealogists!

(2) American Philosophical Library, https://diglib.amphilsoc.org/ specifically the Open Data Initiative, https://www.amphilsoc.org/center-digital-scholarship#paragraph-109 – which includes Benjamin Franklin's Post Office Accounts and more, Records of Indentures and Apprenticeships in the Port of Philadelphia, 1771-1773, and Eastern State Penitentiary [PA] Records of Admissions, 1838-1850

(3) Tableau, https://public.tableau.com/app/search/all -- data visualizations; many of interest to genealogists

(4) Library of Congress, Selected Datasets, https://www.loc.gov/collections/selected-datasets/about-this-collection/ -- read more via "It's a bird, it's a plane, it's a … derivative dataset!" The Signal, 23 November 2021, Eileen J. Manchester, https://blogs.loc.gov/thesignal/2021/11/gcd-derivative-dataset/. "Datasets as Primary Sources: An Archaeological Dig into Our Collective Brains, Part 1, 1 February 2022, Peter DeCraene, https://blogs.loc.gov/teachers/2022/02/datasets-as-primary-sources-an-archaeological-dig-into-our-collective-brains-part-1/ & Part 1, https://blogs.loc.gov/teachers/2022/04/datasets-as-primary-sources-an-archaeological-dig-into-our-collective-brains-part-2/.

(5) For the Cause of Freedom: William Still and Abolitionist Data Collection, https://www.journaloftheciviwarera.org/2023/01/for-the-cause-of-freedom-william-still-and-abolitionist-data-collection/ -- example of a stand-alone dataset. Currently housed on the researchers Google Drive though we don't know for how much longer (posted Jan 2023), https://docs.google.com/spreadsheets/d/1kwiUt3mO9ke96lgV9IoE9D3aq29MVgMC/edit#gid=2022394907

[US] Colonial & Rev War Eras

(6) Colonial North America at Harvard Library, https://colonialnorthamerica.library.harvard.edu/spotlight/cna -- the amount of digitized material is staggering; mostly in New England though not limited to that region.

(7) Early American Sources, https://www.earlyamericansources.org/ -- focused on c. 1500-1900 and encompasses Archival Sources, US, Canadian, etc., Digital Sources, Published Sources and more.

(8) Colonial Williamsburg – Research Reports, https://research.colonialwilliamsburg.org/DigitalLibrary/research-reports/ -- very helpful when researching trades/crafts/house inventories and more during these eras.

Copyright 2023 Diane L. Richard, **mosaicrpm@gmail.com**

#NGS2023GEN

(9) Winterthur Library Digital Collections, http://contentdm.winterthur.org/ -- includes collections including (a) Early Trade Catalogs, (b) American Silversmith's Marks, (c) Recipe Books, "Business Records" and more …

Contentdm is a platform used for digital collections by many and linked to OCLC, https://www.oclc.org/en/contentdm.html. Using your favorite web search engine, search on Contentdm and locale, topic (genealogy), nature of repository (e.g., museum), or whatever and see websites pop up. Some sample projects are listed here, https://www.oclc.org/en/contentdm/collections.html

(10)Founders Online, -- https://founders.archives.gov/ -- Over 184,000 searchable documents, fully annotated, from the authoritative Founding Fathers Papers projects. This does encompass into the early 19th century.

Theses

(11) Open Access Theses and Dissertations (OATD), https://oatd.org/ -- over 1100 colleges, universities, and research institutions and currently indexes 6,351,017 theses and dissertations.

(12) ProQuest Dissertations (Access through an institution of higher-learning), https://about.proquest.com/en/dissertations -- abstracts/indexing of over 5.5 million dissertations & these with full-text PDFs for over 3 million works. Includes material from 60+ countries.

(13) Library and Archives Canada, Theses Canada, https://library-archives.canada.ca/eng/services/services-libraries/theses/Pages/theses-canada.aspx

(14) EThOS (e-theses online service) via British Library, https://ethos.bl.uk/Home.do;jsessionid=641BA5D523C4742CD65E4C638CC581E4 – over 600,000 doctoral theses.

(15) DART-Europe E-theses Portal, https://www.dart-europe.org/basic-search.php -- Access to 1,234,020 open access research theses from 579 Universities in 29 European countries.

(16) RIT Libraries has a LibGuide – Theses and Dissertations Databases and Websites, https://infoguides.rit.edu/dissertationsandtheses .

Finding Aids & Gateways

(17) LibGuides Community, https://community.libguides.com/ -- 893,885 Total Guides + 254,097 Librarians + 5,856 Institutions + 104 Countries = a wonderful resource. These librarians and archivists have picked their brains; see if they explored a topic relevant to your research.

(18) ArchiveGrid, https://researchworks.oclc.org/archivegrid/ -- includes over 7 million records describing archival materials with over 1,400 archival institutions represented.

(19) Archives Portal Europe, https://www.archivesportaleurope.net/web/guest -- related to Europeana; content divided between the two websites.

(20) Europeana, https://www.europeana.eu/en -- a works with thousands of European archives, libraries and museums to share cultural heritage for enjoyment, education and research.

(21)Archival Resources of Virginia [formerly Virginia Heritage), https://arvasarchive.org/ -- a kind of state-level version of ArchiveGrid; a consolidated database of finding aids that provides information about the vast array of manuscripts and archival materials housed in Virginia and West Virginia

(22)Philadelphia Area Archives, https://findingaids.library.upenn.edu/ -- a kind of regional version of ArchiveGrid; access to descriptions of more than 5,000 collections from over 200 regional institutions

(23)Digital Public Library of America (DPLA), https://dp.la/ -- almost 50 million images, texts, videos and sounds from across the United States.

(24)Digital Library of Appalachia, https://dla.contentdm.oclc.org/ – a kind of topical/regional version of the Digital Public Library of America (DPLA).

(25)Social Networks and Archival Context (SNAC), https://snaccooperative.org/ -- find current members here, https://portal.snaccooperative.org/node/482 -- [international] helps users discover biographical

Copyright 2023 Diane L. Richard, mosaicrpm@gmail.com

and historical information about persons, families, and organizations that created or are documented in historical resources (primary source documents) and their connections to one another. Users can locate archival collections and related resources held at cultural heritage institutions around the world.

Scholarly Content

(26) JSTOR, https://about.jstor.org/ (mix of FREE & $) -- provides access to more than 12 million journal articles, books, images, and primary sources in 75 disciplines; historically great for journal articles and increasingly helpful for manuscript material. Also check out Reveal Digital, https://www.jstor.org/site/reveal-digital/ -- includes American Prison Newspapers, 1800-2020, Independent Voices, and Student Activism. Open & Free content can be directly accessed here, https://about.jstor.org/oa-and-free/.

(27)Directory of Open Access Journals (DOAJ), https://doaj.org/about/ -- a global community, with team members, ambassadors and volunteers based in 130 countries around the world, speaking 80 languages

(28) Szczepanski's List of Open Access Journals, https://www.ebsco.com/open-access/szczepanski-list - probably the world's largest list of open access journals in the humanities and social sciences, which he makes publicly available. Titles on the list come from all over the world and in many languages, and cover a wide range of humanities and social sciences disciplines, including music, philosophy, art and history. [Current as of 2018; download in .doc format]

Crowdsourced Platforms

(29)FromThePage, https://fromthepage.com/

(30)Crowd Sourced Indexing, https://csindexing.com/

(31)Kindex (mix of FREE & $; public & private], https://app.kindex.org/

(32)HistoryPin, https://www.historypin.org/en/

UK

(33) Endangered Archives Programme, https://eap.bl.uk/, part of the British Library, worldwide content with strength in Caribbean & West Indies research.

(34) AM Explorer ($), https://www.amdigital.co.uk/products/amexplorer, is short for Adam Matthew Digital Collections, a collection of primary sources from around the globe spanning the 15th – 21st centuries. Though this is an academic resource that institutions subscribe to, it has some excellent resources of interest to genealogists. FYI – those with State Library of North Carolina Cards can access Adam Matthew Colonial America (so-called CO 5 records) & Colonial Caribbean collections; other libraries possibly do the same.

(35) British Online Archives ($), https://microform.digital/boa/collections -- individual/short-term paid access is an option. With British records documenting its former colonies and current Commonwealth members, a lot of unique resources become accessible.

Craftspeople

(36) Museum of Early Southern Decorative Arts, Craftsman Database, https://mesda.org/research/craftsman-database/ -- not just southern and includes enslaved & Free Persons of Color (FPOC)

(37)Black Craftspeople Digital Archive, https://archive.blackcraftspeople.org/collections/browse -- The first and second phases of this project focus on Black craftspeople living and laboring in the eighteenth-century South Carolina Lowcountry and mid-nineteenth century Tennessee.

...and MORE

(38) Internet Archive, https://archive.org/ -- explore the web, books, video, audio, software & images & Wayback Machine – history of over 750 billion webpages. Also Internet Archive Scholar, https://scholar.archive.org/ -index includes over 25 million research articles and other scholarly documents. And, have you done a deep dive into a topic? Want to create your own archive on Internet Archive? Check out Uploading – A Basic Guide, https://help.archive.org/help/uploading-a-basic-guide/. The Internet Archive is just not preserving out-of-copyright books and materials from large repositories, individuals, family groups and other entities can also use this platform.

Copyright 2023 Diane L. Richard, **mosaicrpm@gmail.com**

(39)Google Scholar, https://scholar.google.com/

(40) ArchivesSpace – a platform used by archives, including smaller entities. List of who is using with links to public platforms is found here, https://archivesspace.org/community/whos-using-archivesspace. We often don't think to look for smaller museums, libraries, historical societies, and more.

(41)Hub/CatalogIT, https://www.catalogit.app/ -- similar to ArchivesSpace – a platform available to museums and other collections. The list of current subscribers provides a sense of who is using, https://www.catalogit.app/current-users. Here's an example of a family project, Harris-Lambert Family Archives with over 1000 items, https://hub.catalogit.app/4879.

(42)Roy Rosenzweig Center for History and New Media, https://rrchnm.org/our-work/ . Select projects of interest include – (a) Papers of the War Department, https://rrchnm.org/portfolio-item/papers-of-the-war-department-1784-1800-2/ , (b) American Religious Ecologies, https://rrchnm.org/portfolio-item/american-religious-ecologies/ , and (c) Mapping Early American Elections, https://rrchnm.org/portfolio-item/mapping-early-american-elections/, and so much more!

(43)Caselaw Access Project, via Harvard Law School, https://case.law/ -- includes all official, book-published state and federal United States case law. Do channel your inner "The Legal Genealogist (Judy G. Russell).

The Future …

(44)Building a National Finding Aid Network [NAFAN Project], https://confluence.ucop.edu/display/NAFAN/ -- "OCLC Research is collaborating on the California Digital Library-led, IMLS-funded project NAFAN to build the foundations for a national finding aid discovery infrastructure in the United States."

#NGS2023GEN

Copyright 2023 Diane L. Richard, **mosaicrpm@gmail.com**

F221

Rick Sayre, CG, CGL, FUGA *and Faye Jenkins Stallings*, CG
Certification Seminar

No Syllabus Provided. Take Notes.

F221

Rick Sayre, CG, CGL, FUGA *and Faye Jenkins Stallings,* CG
Certification Seminar

No Syllabus Provided. Take Notes.

Researching Virginia Ancestors in Virginia Untold: a Library of Virginia Digital Project

Lydia Neuroth, Project Manager for Virginia Untold
Lydia.neuroth@lva.virginia.gov

What is Virginia Untold?

Virginia Untold is a digital portal that provides access to the Library of Virginia's collections that document enslaved and free Black people pre-1865. Collectively, the records housed at the Library of Virginia contain the names and experiences of millions of enslaved and free Black men, women, and children. For various reasons, many of the documents, and therefore experiences of these individuals are inaccessible to amateur, and even experienced researchers. Through projects like Virginia Untold, the Library of Virginia acknowledges the value of these records in enabling all Virginians to explore their individual and collective past. Each record is scanned and digitized and through indexing and transcription becomes keyword searchable through the Virginia Untold database. Right now, the project focuses on records in the Library's collections that date pre-1865, a notable barrier to those researching Black ancestors. However, as the project evolves, the Library wants to include records from a variety of collections at LVA that possibly date beyond the Civil War. Virginia Untold can be accessed using this link: virginiamemory.com/collections/aan/

During processing, staff extract details from each document such as names, ages, and dates and create datasets organized by record type (e.g. judgments, legislative petitions, etc.). These datasets are accessible on the Virginia Open Data Portal, allowing researchers to map patterns and trends over time, create visualizations, and link data across datasets. The datasets on the Virginia Open Data Portal can be accessed here: data.virginia.gov/browse?q=Virginia%20Untold&sortBy=relevance

What is in Virginia Untold?

Virginia Untold records are organized by record type. As of 2023, there are twenty-two record types represented. Understanding these record types is key for successfully searching the collection. For more information about record types, please see this guide: virginiamemory.com/collections/aan/aan_record_types.pdf?v=1.0

Many of the record types in Virginia Untold correspond to Legislative Acts passed by the Virginia General Assembly from the mid eighteenth century to the Civil War. The

Library of Virginia has produced a resource guide that provides access to these digitized versions of the Virginia Acts of Assembly: lva-virginia.libguides.com/c.php?g=1032364&p=7485220

June Purcell Guild's *Black Laws of Virginia* also provides selected legislative acts that pertain to enslaved and free Black and multiracial people:
Guild, June Purcell. Black Laws of Virginia. (Fauquier County: Afro-American Historical Association, 1995)

Currently, Virginia Untold is comprised mostly of public records, created at both the local and state levels of government. The local and state materials frequently complement each other, as the daily business of each is intertwined. The majority of Virginia Untold records are county and city court records, also known as local records. Local records are often held in local courthouses, but the Library of Virginia has a substantial collection of local records that have been digitized and made available on Virginia Untold. A smaller number of records in Virginia Untold represent Unknown No Longer, a project from the Virginia Museum of History and Culture, and consist of manuscript items such as letters, diaries, account books, inventories, wills, and bible records. Learn more about Unknown No Longer using this link: virginiahistory.org/research/collections/unknown-no-longer-virginia-untold

Searching Virginia Untold

Many records in Virginia Untold have been transcribed and are full-text searchable, while others are indexed by name, date, locality (city or county), and record type. The Virginia Untold resource guide provides search tips with screenshots of navigation. Search terms may also include occupations (blacksmith, bricklayer, seamstress, waterman, mate); historical terms for skin color ("mulatto", "yellow"); terms related to an individual's physical characteristics or personal history (pregnant, child, deaf, smallpox, runaway, jail/gaol, "lunatic"); or names of towns, plantations, or ships. Spelling variations in names were common. For guidance, see virginiamemory.com/collections/aan/aan_variant_spellings.pdf

A seven-minute tutorial demonstrating how to search the Virginia Untold website can be accessed here: youtube.com/watch?v=u6y2qEwaCDo&t=2s

The Virginia Untold resource guide can be accessed here: lva-virginia.libguides.com/virginia-untold/about

Integrating DNA and Family History Research at MyHeritage

By: Daniel Horowitz - Daniel@MyHeritage.com - Twitter: @MyHChiefGen - Instagram: horowitz_daniel

Your DNA Match details consolidated into one place with different sections that will help you discover how the match may be related to you. This can open the door to new connections and discoveries to advance your family history research.

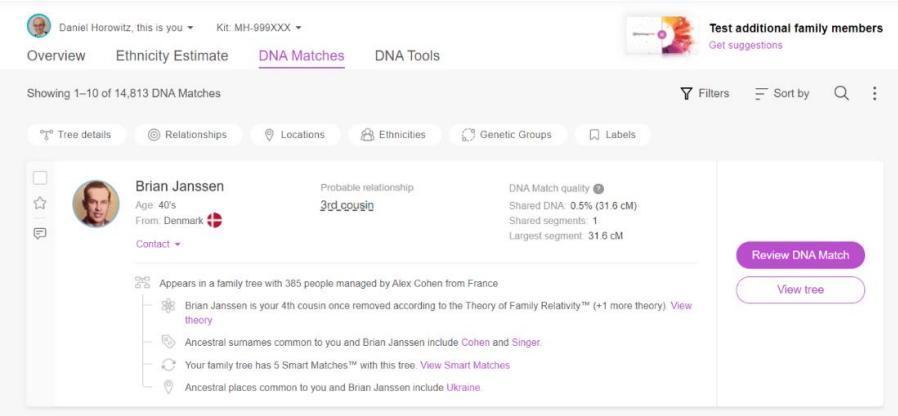

Accessing your DNA Matches: Your DNA Matches are listed under the DNA tab, sorted by the amount of shared DNA, so closest relatives will be listed first.

On your DNA Matches page, you will see the family tree details of your match, and the ancestral surnames for your matches, which can help determine who your shared ancestors are. You can add notes to your DNA Matches to keep track of your research progress with each match and to organize them better.

Possible relationships: For every DNA Match, the page lists the possible relationship(s) as indicated by DNA between you and the person. It's sometimes difficult to visualize these relationships; so, we provide you with a handy relationship helper window (click the question mark icon) that shows you what the relationships mean. If more than one relationship is possible, the various possibilities will be highlighted in that window.

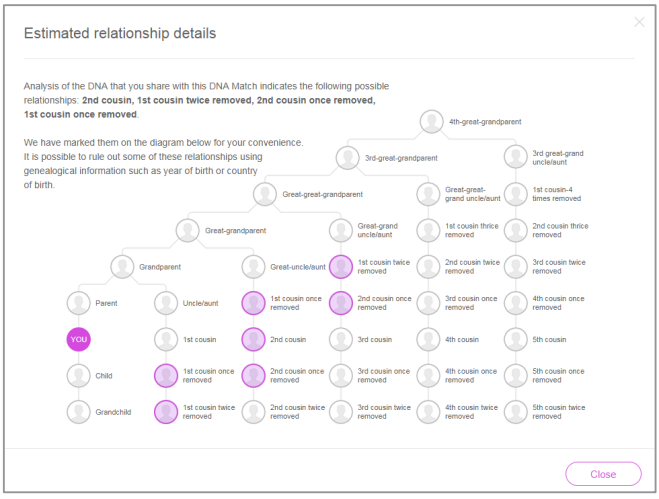

DNA Match quality: This section displays three values for each match that can inform you about your genetic relationship with your DNA Match. They are Shared DNA, Shared segments, and Longest Segment.

Contacting other users: Get in touch with the people who seem to be interesting matches, and exchange information about how you may be related to them. If your DNA Match is a member of a MyHeritage site manage by another person, you can also contact the administrator.

On the DNA Matches list, you can click the "Review match" button in the bottom right corner of any of your matches to view relevant data about the match, combining information from DNA and family trees. It is displayed in an easy to use side-by-side comparison.

Theory of Family Relativity™: This revolutionary technology saves you dozens of hours of research by synthesizing billions of data points to craft multiple theories about how you and your DNA Matches might be related. This feature presents genealogical theories that may explain how you're related to a DNA Match. Each Theory of Family Relativity™ is created by connecting billions of tree profiles and historical records on MyHeritage.

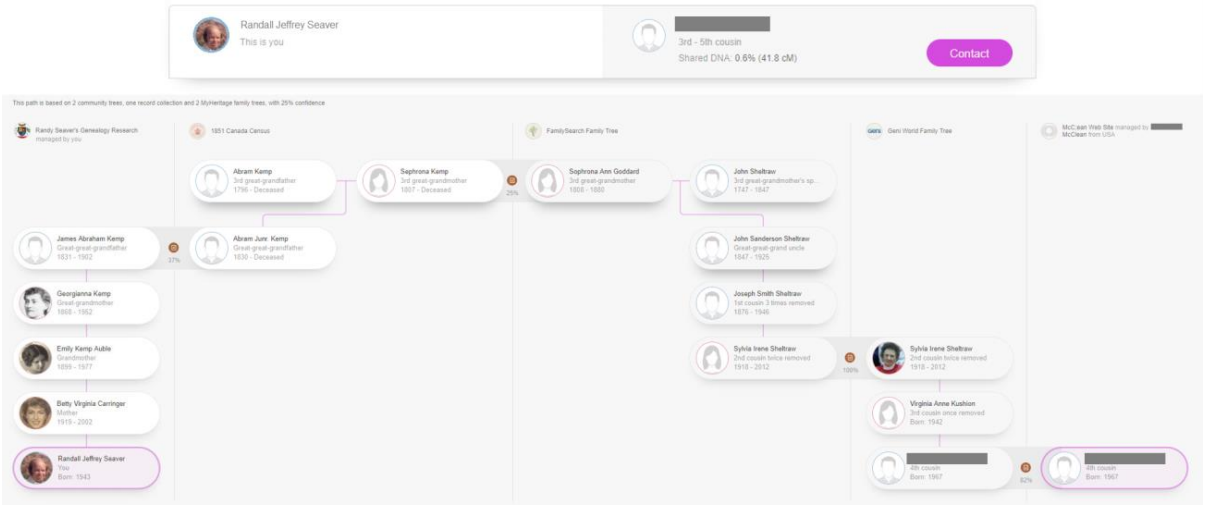

#NGS2023GEN

Possible Relationships: It shows how this person who is your DNA Match might be related to you, together with the probability for each relationship and the likely Most Recent Common Ancestor(s). This term, often abbreviated to MRCA, is the closest shared ancestor from whom you and your DNA Match are directly descended. This could be a single ancestor or a pair, depending how the match is related to you. In a full relationship the MRCA will be a pair of ancestors, and in a half relationship, it will be a single ancestor. For example, with a full first cousin, your MRCA are your grandfather and grandmother. But with a half sibling, your MRCA is one of your parents, not both.

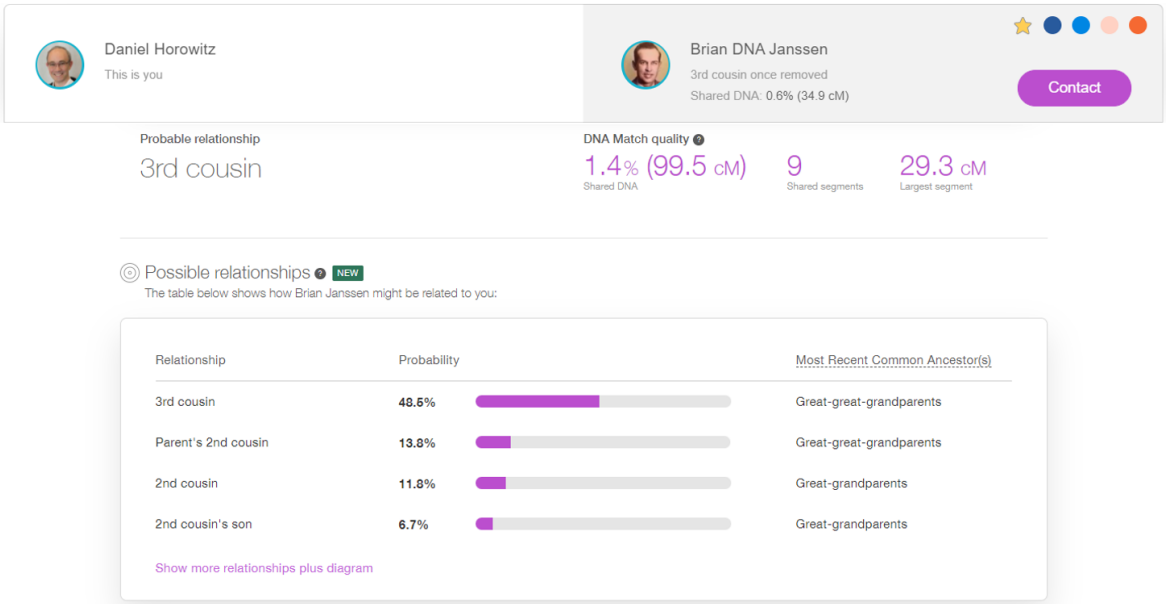

The diagram of possible relationships displays the relationship paths to the DNA Match, along with the probability for each relationship. The diagram can show full relationships, half relationships, or all relationships. This ability is unique to MyHeritage, and allows you to focus on specific relationship types.

Smart Matches™: MyHeritage technology that matches people in your tree with people in other trees. If you share a percentage of DNA with someone, and your trees also have Smart Matches, it increases the likelihood that you are related and makes it easier for you to understand how you are related.

Shared Ancestral Surnames: These are the surnames of your direct ancestors and the direct ancestors of your DNA Match, which are retrieved from your family trees on MyHeritage. If you and a DNA Match have shared ancestral surnames, this section will show the ancestral surnames you have in common going back 10 generations.

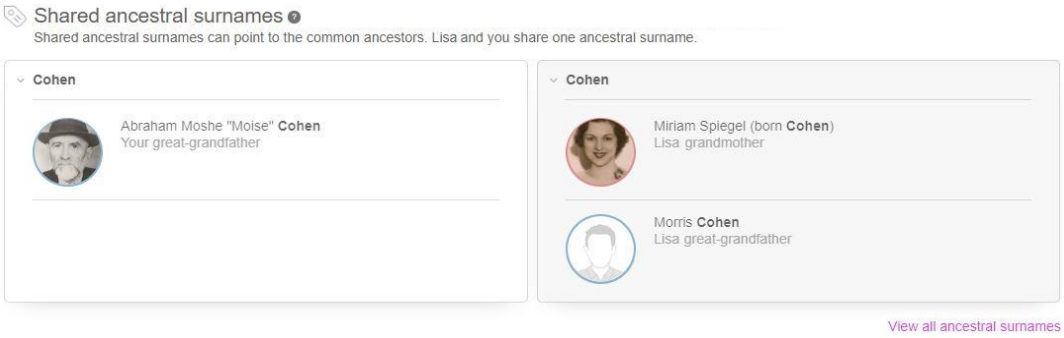

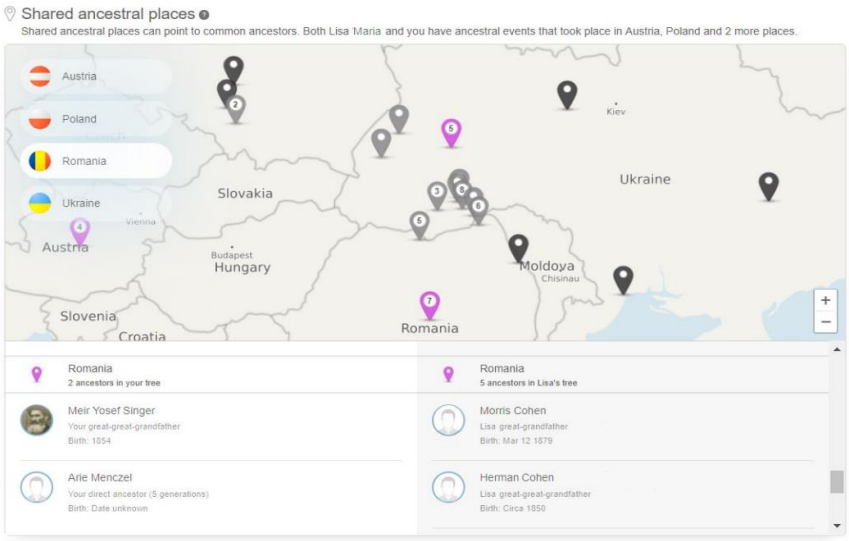

Shared Ancestral Places: Shared Ancestral Places refer to towns, countries, or U.S. states that appear in your family tree as well as in the family trees of your DNA Matches, where birth or death events of your ancestors (and those of your DNA Matches' ancestors) took place. These places are identified going back up to 10 generations and can play a vital role in family history research.

Shared DNA Matches: Shared DNA Matches are people who share DNA with both you and your DNA Match, meaning both of you have the same person in your list of DNA Matches. This is another way of increasing the confidence in your DNA Match and helps you learn which side of the family your DNA Match is on. In this section, the

name of each Shared DNA Match is clickable and allows you to go to the DNA Match Review page for that specific match.

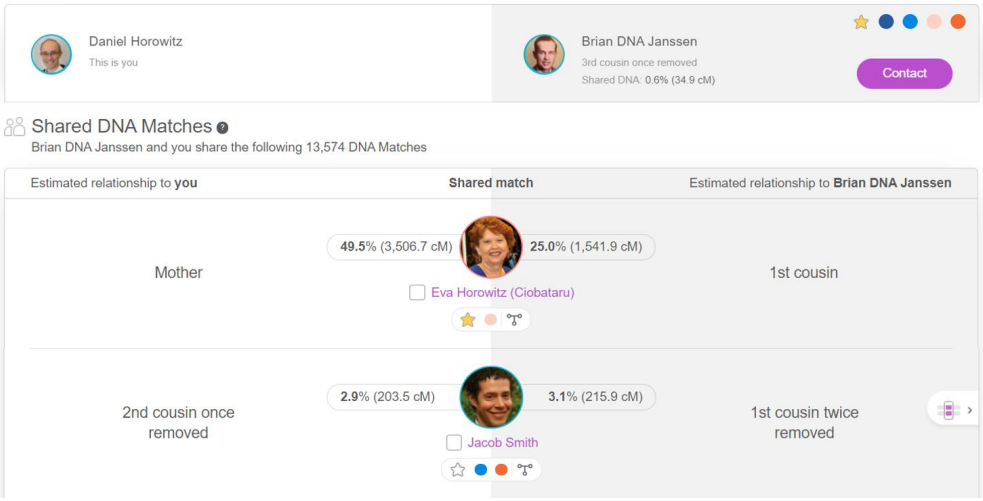

Labels for DNA Matches: Labels allow you to assign color-coded labels to your DNA Matches to help you organize and sift through them. Using labels, you can create customized groups of matches and filter your match list to focus on the matches you are most interested in. Multiple labels can be assigned to each match. You can also "star" your favorites.

Pedigree Charts: Pedigree Charts show the main individual and their direct line of ancestors, i.e., parents, grandparents, great-grandparents, etc. The Pedigree Chart section shows your match's direct ancestors in one tab and shows your own pedigree chart in an adjacent tab. Women appear in the Pedigree Chart with their maiden names. To see more information about

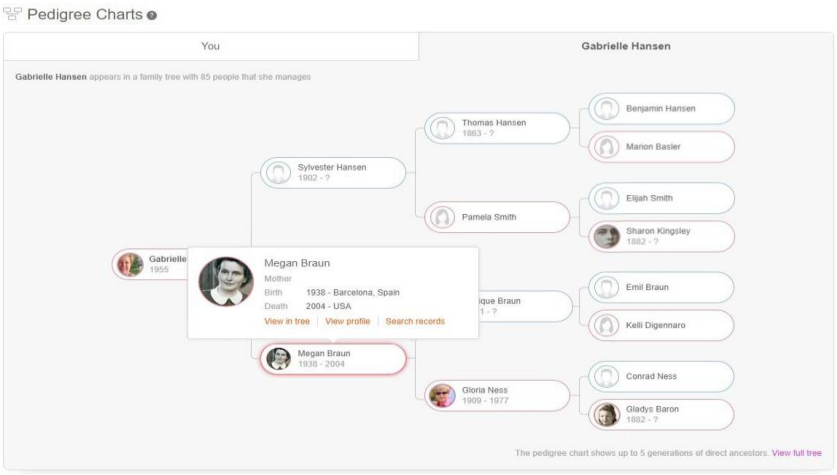

#NGS2023GEN

any person, hover the mouse over the card. A callout will open, as shown below, adding more information, such as birthplace and death place.

Viewing family tree details: The power of MyHeritage comes from its family trees. You will be able to view that family tree to understand better whether they are indeed related to you and try to figure out the exact path of the relationship. MyHeritage allows you to view the family tree of any of your DNA Matches. Trees on private sites will not be viewable, but even in that situation, you will be able to request access from the site manager in most cases.

Shared Ethnicities: Every DNA test taken or uploaded to MyHeritage, we calculate an Ethnicity Estimate, which finds ethnic origins. MyHeritage offers a breakdown of 42 different ethnic regions. The Shared Ethnicities section compares the Ethnicity Estimate of your DNA Match to your own to find similarities. You will see the exact percentage break down of your ethnicities side-by-side with your DNA Match's ethnicities, and those you share will be highlighted.

Chromosome Browser: The chromosome browser tool allows you to see how much DNA you shared in common with your match. The browser provides a graphical view of the half-identical segments shared with the match on each individual chromosome. Matches can be on the paternal or maternal chromosome, but the chromosome browser cannot distinguish between the two.

AutoClusters organizes your MyHeritage DNA Matches into shared match clusters that likely descended from common ancestors. By grouping together DNA Matches who likely belong to the same branch and have a common ancestor, AutoClusters can be very helpful in shedding light on the relationship paths that connect you and your matches. By reviewing family trees of clustered matches, users can piece together the entire branch. Clusters are color-coded for convenience and are presented in a powerful visual chart, as well as in list format.

AN ENSLAVED PERSON'S FAN CLUB *

NATIONAL GENEALOGICAL SOCIETY
FAMILY HISTORY CONFERENCE 31 May– 3 June 2023

LaBrenda Garrett-Nelson, JD, LLM, CG®, CGL(SM), FASG
https://www.labgarrettgenealogy.com

Cluster Research involves researching family, associates, and neighbors (the "FAN Club") to answer a genealogical question regarding identity or familial relationships.[1] A research subject's FAN Club can be identified by using sources created before and after the subject's lifetime. Researching the FAN Club h is particularly helpful when researching Freedmen, due to the dearth of antebellum records that provide direct evidence of their identity or relationships. There are a host of reasons for the scarcity of records, including that the enslaved were not always identified by given names and rarely documented with surnames.

Despite the obstacles to researching the ancestry of Freedmen, the standards for achieving genealogical proof are not different—this lecture is based on a published case study that illustrates the point.[2] The article's proof argument is based on indirect evidence derived from both traditional and genetic sources that identify the research subject's FAN Club—*This lecture focuses on the evidence from traditional sources that proved to be consistent with the DNA evidence*.

STARTING POINT INFORMATION

The direct descendants of a Freedman named Isaac Garrett had no information about his parents or any siblings. Isaac was born about 1836-38 in Laurens County, South Carolina, and died there in 1911. Descents from Isaac are documented in a public *Ancestry* tree.[3]

In a 1919 biographical sketch another Laurens County native named Casper George Garrett (1865–1947) identified his parents and grandparents as follows:

* All websites were accessed on 11 March 2023.

[1] Elizabeth Shown Mills, *QuickSheet: The Historical Biographer's Guide to Cluster Research (the FAN Principle)* (Baltimore, Maryland: Genealogical Publishing Co., 2012).

[2] LaBrenda Garrett-Nelson, "Parents for Isaac Garrett of Laurens County, South Carolina: DNA Corroborates Oral Tradition," *National Genealogical Society Quarterly,* 108 (June 2020) 85.

[3] LaBrenda Garrett-Nelson, "Garrett-Nelson Family Tree," Public Member Tree, *Ancestry* (https://www.ancestry.com/family-tree/tree/85023590/family/familyview).

#NGS2023GEN

> "His parents were Samuel and Martha (Hyde) Garrett…. He says: 'My grandparents were Samuel and Nancy Garrett. My mother, Martha Hyde, was brought from Virginia as a slave when small . . . . Grandfather's parents were strong and hearty Virginians.'[4]"

Casper's granddaughter reported that Casper's father was Isaac's brother and his daughter remembered a third brother named Stobo;[5] however, no other *direct* evidence of Isaac's relationship to either man was found. Moreover, there are gaps in the documentation for the location of the ancestral couple and one of the hypothesized brothers in both the antebellum and postbellum periods.

THE RESEARCH PROCESS

The Fan principle is not used in isolation. One must first engage in the normal process of developing a research plan to answer a focused genealogical question. Because the research subject was a Freedman, the following six interpretive guidelines also informed the research process.

1. *A reasonable starting place to seek records is a Freedman's geographic location on the date of emancipation or as close to that date as possible.* The 1870 U.S. census is a principal resource for locating a Freedman in the post bellum era, as it was the first to require the enumeration of all African Americans with surnames. Keep in mind, however, that a subject might be located in federal or state records that pre-date the 1870 U.S. census. For example, there is an 1869 South Carolina state census, as well as 1868 Voter Registration Abstracts Reported to the Military Government.[6] Research of Freedmen generally calls for a review of other pre-1870 Federal records such as those created by the U.S. Colored Troops or The Field Office of the Bureau of Refugees, Freedmen, and

[4] Arthur Bunyan Caldwell, editor, "Gasper George Garrett," *History of the American Negro and his Institutions* (Atlanta, Georgia: A.B. Caldwell Publishing Co., 1919) 316-319, 316; viewed on *Google Books* (https://www.books.google.com).

[5] Ruth Esther (Simons) Nicholson (1922–1986), interview by author, August 1986, Washington, D.C.; notes in author's files, Washington, D.C., 2020. The interview is memorialized in LaBrenda Garrett-Nelson, *The Source of Our Pride* (Washington, D.C.: Privately printed, 1996), 13. Also, Naomi Mills Garrett, PhD (2210 Lady Street; Columbia, S.C.), ca. 1997–98, interview by Beryl Dakers Burton; transcript in interviewer's files, Columbia, S.C., 2008. Burton gave a copy of the interview transcript to the author. See Beryl Dakers Burton, e-mail to LaBrenda Garrett-Nelson, 21 February 2008, "Naomi Mills Garrett Transcript"; author's files, Washington, D.C., 2020. The interview is memorialized in LaBrenda Garrett-Nelson, *The Source: The Garrett, Neely, and Sullivan Families* (Salt Lake City, Utah: Family Heritage Publishers, 2008), 79.

[6] *FamilySearch* (https://www.familysearch.org/search/film/008194978), digital film 008194978, image 174, South Carolina, Secretary of State, South Carolina State Population Census Schedules, 1869, Laurens Co., Laurens Twp., 35th unnumbered page, line 1, Isaac Garrett. Also, South Carolina, Secretary of State, Abstract of Voter Registrations Reported to the Military Government, 1868, Laurens Co., First Registration Precinct, Laurens Court House Election Precinct, p. 185, Colored, Isaac Garrett; images, *South Carolina Digital Library* (https://digital.tcl.sc.edu/digital/collection/voterreg/id/1475).

Abandoned Lands,[7] but those records did not yield relevant information in the current case study.

2. *Effective research of an enslaved ancestor requires inclusion of the slaveholding family in the FAN Club.* The surname used by an ancestor in a census could point to the identity of an enslaver, but Freedmen did not necessarily use the name of the very last slaveholder.. The Fan Club also includes those connected to the enslavers, such as in-laws, legatees, or creditors. Other people enslaved by the same person could be kin.
3. *Consider the possibility that an ancestor of African descent lived as a Free person of color before slavery was abolished.* Such an ancestor may have shown up in a pre-1870 U.S. census or generated other records such as deeds.
4. *Descriptions of a person's race or color are important indicators of identity, but records may use a variety of terms to describe the same African American*. Whether a record variously listed someone as "Black" or "Mulatto" may have been in the eye (or personal knowledge) of the beholder, and thus should not be viewed as conflicting information. As an example, everyone in Isaac Garrett's 1870 household (including his wife and children) is listed as "Black," but Isaac is the only one so described in 1880—"Mulatto" is used to describe his wife and three of the children who were also present in 1870.[8]
5. *Churches played a central role in the social life of African American communities immediately after the Civil War.* Genealogical data can be found on grave markers in churchyards, in anniversary programs, or deeds of property to the church.
6. *Onomastic evidence is also important. "*Children were frequently given the names of blood kin from outside the immediate family." A "significant percentage of slaves everywhere also carried the names of aunts and uncles (sometimes even great-aunts and great uncles)."[9]

EVIDENCE GLEANED FROM NON-GENETIC SOURCES

Many of the same antebellum sources are potentially relevant to both the enslaved and the enslaver. In this case, probate files provided information about legatees who took ownership of enslaved

[7] LaBrenda Garrett-Nelson, "Researching African American Families that Came out of Slavery," *Board for Certification of Genealogists, Springboard Blog*, 5 January 2016. (http://bcgcertification.org/researching-african-american-families-that-came-out-of-slavery/).
[8] 1870 U.S. census, Laurens County, South Carolina, population schedule, Laurens township, p. 11 (penned), dwelling 8, family 8, Isaac Garrett; NARA microfilm publication M593, roll 1501. Also, 1880 U.S. census, Laurens County, South Carolina, population schedule, enumeration district (ED) 99, p. 39A (stamped), p. 61 (penned), dwelling 530, family 587, Isaac Garrett; NARA microfilm publication T9, roll 1233.
[9] Herbert G. Gutman, *The Black Family In Slavery And Freedom 1750*-1925 (New York: Random House, 1976) 45, 200.

people, connections between slaveholding families, and the given names of the enslaved. An equity court case that arose out of a probate proceeding provided detailed genealogical information about an enslaved family group. The identities of enslavers were also memorialized in sale bills found in county deed books, among loose papers in estate files, and in a mortgage that listed the enslaved by given names.

Postbellum sources also contributed to the proof argument. Cross-generational associations between hypothesized kin helped to prove the case. For example, tax lists helped to distinguish among same-named men and narrow the window for the birth or death dates of men in the FAN Club.

ADDITIONAL RESOURCES

Garrett-Nelson, LaBrenda. *A Guide To Researching African American Ancestors in Laurens County, South Carolina, and Selected Finding Aids*. Bloomington, Indiana: Xlibris, 2016. This book provides guidance on researching in South Carolina and other historical slave states.

Jones, Thomas W. *Mastering Genealogical Proof.* Arlington, Virginia: National Genealogical Society, 2013.

Last Seen: Finding Family After Slavery (http://informationwanted.org).

Rose, James M., and Eichholz, Alice. *Black Genesis: A Resource Book for African American Genealogy.* Baltimore: Genealogical Publishing Company, 2003.

Smith, Franklin Carter and Croom, Emily Anne. *A Genealogist's Guide to Discovering Your African American Ancestors: How to Find and Record Your Unique Heritage.* Baltimore, Maryland: Genealogical Publishing Company, 2003.

Smith, Robyn N. *The Best of Reclaiming Kin.* Elkridge, Maryland: Robyn N. Smith, 2016.

Research Stalled? Leads Might be Lurking in Land Records

Helen F. M. Leary Distinguished Lecture
Sponsored by the BCG Education Fund

Gerald H. Smith, CG

Why Use Land Records?

Land ownership has historically been a driving force in American culture. As a result, land records are often the earliest formal records seen in a jurisdiction and land ownership is meticulously tracked and recorded. Upon the death of a land owner, records distributing his land to heirs often name all heirs, not just the recipient of the land. Land records document the passage of land through successive generations and provide evidence for relationships.

More than the Local Deeds

While we often think of land records as the deeds held at the county or local level, in many jurisdictions there are also state-level land records (records of early Proprietors, Grants, and Headrights, state military bounty land), and Federal-level records (bounty land, Homestead). Other record sets interlock with land records and there are pointes to/from these records: tax rolls, probate, court actions, sheriff sales, tax sales, etc.

Using the Deed Index

Your entry point for your deed search is the index. There are several common approaches to indexing deeds.

- Separate indexes for Grantor [seller] and Grantee [buyer]. Both indexes record each transaction under the names of the parties. There may be more than one grantor and more than one grantee for a transaction.
- Deed Index listing all parties in a single index and indication of the role of the parties.

There are a variety of indexing methods. Some are designed to deal with phonetic spellings. Others serve to divide the index into manageable "chunks" that can be rapidly scanned.

- Two excellent (and portable!) resources for dealing with the indexes you will encounter are Christine Rose, *Courthouse Indexes Illustrated*; and the index tutorial

© Gerald H. Smith

#NGS2023GEN

at the Maryland State Archives web site, http://guide.mdsa.net/viewer.cfm?page=using%20indexes.

- The often maligned Russell Index (l-m-n-r-t) does well with phonetic spellings. And, once you locate your surname page for given names starting with letter A, you can go through the index incrementing the page numbers by 10 to locate the pages for given names beginning with B, C, ….

Some jurisdictions have computerized deed indexes. There are instances when the old paper index is a better research tool for the genealogist:

- Very often the computer index matches exact spellings, or match the exact leading letters that you provide. This misses phonetic spellings. Indexes such as the Russell are designed to catch those situations.
- Very often personal property transactions and other incidental recordings are omitted from the computerized index. They are, however, important resources for genealogy. If your research jurisdiction omits the personal property transactions from the computer index, you will want to check the old paper index.

Deeds

Items commonly recorded in deed books

- Deed of Sale, Indenture. Conveyance of real property, usually land.
- Warranty Deed. grantor guarantees clear title to the grantee.
- Bill of Sale. Transfer of personal property. May document the transfer of slaves.
- Quitclaim. The grantor gives up any rights they may have to property.
- Dower Release. A wife consents to her husband's sale of land; usually recorded at time of sale, but may be recorded separately.
- Lease. Grantee has right to use property for specified time; does not own property; at end of term rights revert to grantor.
- Lease and Release. A two-part transfer of property. The Grantor leases to the grantee (a first recorded document); then the grantor releases any claim to title (a second recorded document). May be used to ensure payment or obscure the consideration.
- Strawman Deeds. Two deeds filed successively where property passes through an intermediary.
- Power of Attorney. Appoints grantee to act legally on grantors behalf in specified matters.

© Gerald H. Smith

Deed or Mortgage?

Distinguishing between deeds and mortgages can be confusing. Mortgages are recorded as sales that become null and void upon fulfillment of some condition (repayment of the loan). Look for language such as "conditioned upon" or other wording that states the sale is void when some condition is fulfilled. There may be notations in the margin of "satisfaction" indicating that the loan was repaid. If it appears that your ancestor sold the same land several times, look for language indicating that several of the transactions were mortgages.

Can't Find the Deed?

You have evidence of land ownership, but there's no trace of your ancestor in the Grantor/Grantee or Mortgage indexes…

- Local collection of "unrecorded deeds."
- Variant spellings. Indexed under name of executor, administrator, sheriff, party with power of attorney.
- Sheriff deeds kept as separate record set.
- Sale not recorded contemporaneously; recorded much later in heir's name.
- Partition from estate probate in separate record set.
- Other legal ways to record transfer of land: probate, court action, legislative action.
- Could ancestor be first private owner – that's another record set (state or federal).

County Record Pointers to State-Level Records

- Deeds may contain language giving recorded patent, warrant, or survey references.
    - "originally surveyed in the name"
    - "survey dated"
    - "warrant dated"
    - "recorded in Patent Book"
    - tract name (early in process, patents were named)
- Tax lists may carry warrant, patent, seated, unseated, absent owner information
    - Acreages become more exact at time of survey/patent

Colonia Era

- England, France, Spain, Russia, Netherlands, Sweden granted land in early U.S.
- Most land in the 13 colonies area can be traced into British colonial records.

© Gerald H. Smith

- Records may be with state/colony archives/library, U.S. (NARA, Bureau Land Management), colonial power, manuscript collection (land companies).
- Each colony/state is different. See Hone's *Land & Property Research*.
- Governor/Proprietor sold or gave land to settlers to advance policy.

Warrants, Patents, Grants & First Private Owners

Land comes to first private owners from Proprietors, federal land programs, state land programs. These transactions comprise a state or federal record set (don't look for these transactions in county deeds!). Government land programs usually furthered some public policy objective such as frontier settlement, military service compensation, establishing settlement in disputed territory, homesteading, etc.

While terminology varies across jurisdiction, the usual steps are:

- Application. Content varies widely. May contain date of settlement.
- Warrant to Survey (if metes & bounds). Gross description of land placement & possibly neighbors.
- Survey. First accurate acreage.
- Patent or Grant. Conveys full private title.
- Mortgage – Issuing authorities often ran mortgage business for profit.
- Applications and warrant rights may be sold; documents at different steps may carry different names.

Some states provided bounty land at the state level: Connecticut [grants in western territories as damage compensation], Georgia, Maine [while not a state during the Revolution, Maine granted land to veterans living in Maine], Maryland, Massachusetts [land was in Maine], New York, North Carolina, Pennsylvania [donation and depreciation lands], South Carolina, Virginia [most land in KY and OH], Virginia/Indiana [grant to soldiers under George Rogers Clark].

Consult resources for your state of interest pertaining to proprietors, land history, military bounty land, land speculators, and maps.

Disputes (Especially in State-Land Metes & Bounds Systems)

Inconsistencies between surveys and later deeds may be explained by investigating land disputes. These records are usually with the same repository holding the application/warrant/survey/patent records.

© Gerald H. Smith

Military Land

The Colonial powers, the federal government, and some state governments provided military bounty land to veterans who met certain terms of service. Your starting point to research grants from the British Colonial era is Bockstruck's *Bounty and Donation Land Grants in British Colonial America* and for state bounty land his *Revolutionary War Bounty Land Grants*. Rose's *Military Bounty Land 1776-1855* also discusses state bounty land.

The records for federal military land span a number of record groups. Rose's *Military Bounty Land 1776-1855* is an excellent starting point. Federal bounty warrants that were not exercised may have been converted into Scrip. Heirs of the veteran made many scrip applications, so those applications are rich in genealogical information. Brown's *Genealogical Abstracts…* is a finding aid for the largest set of scrip applications.

And We Haven't Mentioned

You may find genealogical evidence in:

- Land plats and connected tract maps showing first landowners
- Financial records for Proprietor and state-level land acquisition
- Federal Homestead and Land Entry applications and files

Recommended Resources

Bockstruck, Lloyd deWitt. *Bounty and Donation Land Grants in British Colonial America*. Genealogical Publishing Company. Baltimore, MD. 2007.

Bockstruck, Lloyd deWitt. *Revolutionary War Bounty Land Grants*. Genealogical Publishing Company. Baltimore, MD. 2005.

Hiveley, Neal Otto. *How to Plot Land Surveys: A Basic Primer for Drawing Deeds, Surveys, and Other Land Descriptions*. No place, 2000.

Hone, E. Wade. *Land & Property Research in the United States*. Provo, Utah: Ancestry Publishing, 1997.

Hatcher, Patricia Law. *Locating Your Roots: Discover Your Ancestors Using Land Records*. Cincinnati, Ohio: Betterway Books, 2003.

© Gerald H. Smith

Sampling of State & Federal Resources

Whether you are working with land records for a colonial Proprietor, state, or federal land program, you will need resources that are specific to the area and program of interest. The list below contains a examples.

Arphax, www.arphax.com, is a resource for obtaining publications dealing with land ownership in Public Land Survey System areas.

Eales, Anne Bruner and Robert M. Kvasnicka. "Land Records, Chapter 15." *Guide to Genealogical Research in the National Archives*. Washington D.C.: National Archives Trust Fund, 2000.

Florida State Archives, Spanish Land Grants http://www.floridamemory.com/Collections/SpanishLandGrants/

Hawkins, Kenneth, compiler. *Research in the Land Entry Files of the General Land Office*. Reference Information Paper 114. Washington D.C.: National Archives, 2007.

Klett, Joseph. *Using the Records of the East and West Jersey Proprietors*. Trenton, N.J.: New Jersey State Archives, 2008. On-line at http://www.nj.gov/state/archives/pdf/proprietors.pdf .

Knepper, George W. *The Official Ohio Lands Book*. Columbus, Ohio: Auditor of State, 2002.

Munger, Donna Bingham. *Pennsylvania Land Records: A History and Guide for Research*. Wilmington, Delaware: Scholarly Resources, Inc., 1991.

Rose, Christine. *Military Bounty Land 1776-1855*, San Jose, California: CR Publications, 2011.

www.glorecords.blm.gov provides access to the Public Land Survey System records held by the federal General Land Office.

© Gerald H. Smith

Advanced Airtable Techniques: Sorting, Grouping, and Filtering a Research Log

Diana Elder, AG
Family Locket Genealogists

FamilyLocket.com
Diana@FamilyLocket.com

Research logs can become long and unwieldy. Besides using ctrl+F to find something on the page, how else can you find what you need as you write a research report?

Sorting, grouping, and filtering can be used together to find the record you need in the moment quickly. As you create an outline for your report, case study, or another form of genealogical writing, it will help you be more efficient in quickly calling up the records that show evidence for the paragraph you're doing.

Introduction to Airtable – A Web-Based Database Tool

Airtable is a relational database tool that reduces duplicate data entry and tracks multiple data points related to each other.[1] Data points are represented in tables. The rows in the tables can be linked to fields in other tables that describe the data point differently. Keeping information in separate tables is called normalizing our data – "dividing the information into tables with the goal of having a place for everything, and everything in its place."[2]

Airtable (airtable.com) is a web-based spreadsheet and database program that works well as a research log because it allows you to create links between tables, view your data flexibly, sort and group data, and create unique field types. In Airtable, a

[1] "What is a Relational Database?" *Oracle* (oracle.com/database/what-is-a-relational-database/ : accessed 30 May 2020).
[2] "Relational Database Concepts for Beginners," *Wofford College* webs.wofford.edu/whisnantdm/courses/cs101/pdf/database/Relational_database_concepts.pdf : accessed 1 June 2020).

spreadsheet is called a base, and pages/sheets within the base are called tables. Within each table, rows are called records, and columns are called fields.

Categories for the Airtable Research Log[3] from the RLP with DNA 2023 Template

- **Short Description**
  - The first field in the Airtable base is a formula field that automatically fills in with the person, record type, and year once the information in those fields is entered.
- **Person**
  - List the person or persons named in the record.
  - This is a linked multiple-select field, so multiple people in the record can be listed.
  - Group by this field to see the records for each person. If multiple people are named in a record, they will appear together in a separate group. In this case, it is better to filter by the specific person to show only their records.
- **Role**
  - This linked field will populate once the person's role has been noted in the People table of the template.
  - Various roles could be ancestor, research subject, FAN, etc.
  - If using DNA in the project, roles could be DNA test-taker or DNA match.
- **Date**
  - List the date the search was performed.
  - Some databases are updated periodically and need to be rechecked later.
- **Record type**
  - List the specific record type such as census, tax, birth, deed, etc.
  - Sort or group by this field to organize the research log by record type. This is a single select field that has colored options to its easy to see at a glance the various record types.
- **Website/Repository**

[3] These categories correspond to the template on Airtable Universe titled RLP with DNA 2023 – either the blank version or the version prefilled with examples. airtable.com/universe/creator/usrsBSDhwHyLNnP4O/nicole-dyer

  - Record the website, library, archive, or other physical location that holds the source.
  - The repository could be your files if it is an inherited letter or document.
- **URL/Call#/Microfilm#**
  - In this column, copy and paste the URL from the website.
  - Record the unique call or microfilm number if researching at a library or archive.
- **Locality**
  - List the locality of the record. This is a single select field and can be colored. For example, all the New York localities could be yellow with Massachusetts white.
  - Tip: use a consistent format such as Pulaski County, Arkansas, or Pulaski Co., AR.
- **Year**
  - List only the year for the record event. Once filled in, this will be added to the short description.
  - Add the complete date for the record in the results column.
- **Source Citation**
  - Create a source citation the first time the source is viewed. Use five questions to add all of the details about the source.
  - If the search is negative, there won't be any specifics of an event to list, so name the database, where it is located, and the date it was checked.
- **Results**
  - If nothing was found, use NIL which is short for "not in location. “Add comments about why it might not have been there.
  - If a record was located, detail all of the information. Copy names exactly as they appear in the record.
- **FANs**
  - This is a linked field. List any Friends, Associates, or Neighbors also listed in the record.
  - The FANs listed will automatically appear in the FANs table, where a role can be assigned, or more information can be added about them.
- **Comments and Next Steps**

  - Note any ideas for further research or specific information about the search.
  -

- **Downloaded**
  - This is a checkbox field. Click in the box to show that the document has been downloaded to the computer.
- **Attachments**
  - Add any document images to this field for quickly viewing the document again.

Sorting, Grouping, and Filtering Techniques

Find the sort, group, or filter options at the top of the Airtable base between the fields and the list of tables.

Sort

Sorting is familiar to most genealogists who use spreadsheets. With Airtable, you can sort by multiple fields to help you put records in chronological order and so forth. The sorting function enables you to view records in a table in alphabetical or numerical order.

- Click sort, then select the field to organize the entire table by any of the fields. Choose the option to sort A to Z or Z to A, First to Last, or Last to First.
- Sort by year, so the table sorts chronologically.
- Sort by record type to view all the records of one type together.
- The records (rows) can be sorted by multiple fields by clicking "add another sort."
- Click "automatically sort records" to keep the table sorted as new information is added, or toggle that option off until analyzing the data.

Group

Grouping is a unique feature of Airtable. Group your row into mini-research logs by locality, by person, or by any field you desire. Now you can quickly see all the research done in one particular county that you're focusing on in your report.

- The log can be grouped by any field, then subgrouped within that field.

- For example, group by locality and then record type to have all the records in the locality grouped together.
- You can first group and then sort the groups, for example, group by locality, then sort by date.

Filter

Filtering is a way of searching through records in your Airtable base. Genealogists are familiar with searching a database. This is similar. If you have 200 rows/records of DNA matches, but you only want to see those with a certain most recent common ancestor, filter your view to just that ancestor's name. Now you are looking at 20 rows. You may filter even further just to see matches who share over 20 cM. You have narrowed your list down to 8 rows.

The filtering function helps you find specific records. If you want to see all the tax records you've added to your research log or those found in Hawkins County, Tennessee, you can filter by the record type column or locality column. It's possible to add several filters if you want to view all the census records you've added for a particular person. First, add a filter to show only records with Robert Dyer in the person field. Then, add a filter to show only records with census in the record type field. Now you have all the census records of Robert Dyer in your research log.

- Filtering the research log allows you to filter our extraneous information for the analysis. The information is not deleted, just hidden.
- To filter the research log, add a condition which is a rule that you set for you to see that view of the research log.
- For example, filter by Person to see only the records for a specific person. Add another filter for the locality to see only records for that person in a specific locality.
- You can create a new view for the research log table that you can then filter, and group, and that view will be saved for later use.

Additional Resources

"Advanced Filtering Using Conditions." *Airtable Support.* support.airtable.com/docs/advanced-filtering-using-conditions. Accessed 25 February 2023.

Dyer, Nicole. *Airtable Research Logs for Genealogy.* Research Like a Pro Quick Reference PDF. familylocket.com/product/airtable-research-logs-for-genealogy-quick-reference/. Highland, UT: Family Locket Books, 2023.

----------. "Airtable Research Logs." Blog post. *Family Locket.* 14 May 2020. familylocket.com/airtable-research-logs/.

----------. Templates for Genealogy Research Logs Created by Nicole Dyer. *Airtable Universe.* airtable.com/universe/creator/usrsBSDhwHyLNnP4O/nicole-dyer.

"Getting started: starting with the base-ics." Airtable Support. support.airtable.com/hc/en-us/articles/360021518753. Accessed July 2020.

"Grouping Records in Airtable. *Airtable Support.* support.airtable.com/docs/grouping-records-in-airtable. Accessed 25 February 2023

"Advanced Filtering Using Conditions." *Airtable Support.* support.airtable.com/docs/advanced-filtering-using-conditions. Accessed 25 February 2023.

"Sorting Records in Airtable Views." *Airtable Support.* support.airtable.com/docs/sorting-records-in-airtable-views. Accessed 25 February 2023.

Virginians: Where They Went When

Barbara Vines Little, CG, FNGS, FUGA, FVGS
PO Box 1273, Orange, VA 22960
540-832-3473
bvlittle@earthlink.net

Geography, economics, and war played a role in the migratory patterns of Virginians from its beginning through the Civil War.

1607–1685

Movement was primarily up the major rivers (James, York, Rappahannock, and the Potomac and across the Chesapeake Bay to Accomack. There was some cross-migration with Maryland.



Christopher Browne, A new map of Virginia, Maryland, and the improved parts of Pennsylvania & New Jersey. London, 1685?

Copyright 2023. All rights reserved.

By 1755

Settlement had pushed beyond the Fall Line (essentially Interstate 95) into the Piedmont in the 1720s and by the beginning of the French and Indian War settlers had crossed the Blue Ridge into the Valley of Virginia and reached the edge of the Alleghany Mountains. Most of this movement was a continued path up the major rivers and laterally. By the 1730s Pennsylvanians were moving into the Shenandoah Valley searching for cheaper land. Researchers should also be alert to movement between Virginia and Maryland at all phases of the migration. As is evident from the more open area south of the James River in the map below, movement into that area was slower. The even cheaper land in North Carolina drew many settlers.

1755–1763–1775

The French and Indian War drove many on the frontier back across the Blue Ridge and/or south into the Carolinas. The Proclamation Line established to halt settlement on the western waters was an abject failure. Settlements slowed while Indian treaties effectively moved the boundary to the Ohio River by 1775.

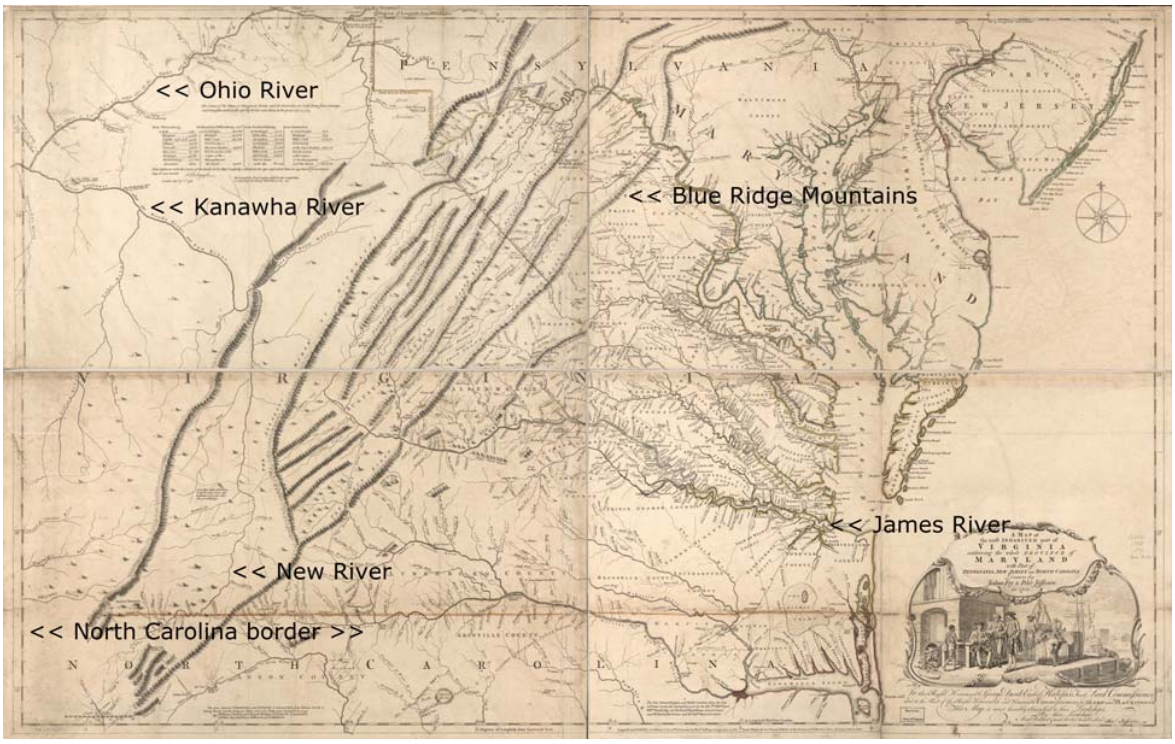

Joshua Frye and Peter Jefferson, A map of the most inhabited part of Virginia containing the whole province of Maryland : with part of Pensilvania, New Jersey and North Carolina (London: Thos. Jefferys, 1755). Courtesy of the Library of Congress, which see for a scalable and fully readable copy.

Copyright 2023. All rights reserved.

1775–1794

While there was some movement into the land on the western waters (the Holston, Clinch, New, and Monongahela all flowed west into the Ohio) during the Revolutionary War, the re-opening of the Land Office in 1779 and the activities of various land companies, primarily the Loyal Company, saw a flood of settlers into [West] Virginia, Southwest Virginia, Kentucky, and Tennessee. However, raiding parties by the native population into the area through 1794 continued to be a hindrance to settlement resulting in a southward as well as a westward flow.

1794–1850

As new territory opened Virginians followed. Ohio drew northern Virginians across Forbes and Braddocks roads across the Ohio and down Zanes Trace or down the Ohio itself. Virginians who had moved to the Carolinas crossed the mountains into Tennessee and then moved northward to Kentucky and west into Indiana and Illinois eventually crossing the Mississippi into Missouri and beyond. While some moved once and stayed in their new home, others remained for a time before moving once again to new land and new opportunities. The incentives for change were many and among them were the depressions of 1819–1821, 1837–1843, 1857–1859.

Roads

Roads began as trails—wide enough for a man to walk and perhaps lead a pack train—wagons came later—often much later. From the beginning, roads were a problem, they needed to be constantly repaired, widened, and taken in new directions. They were too steep, too muddy, washed out, blocked by falling rocks or trees, but they served as the backbone of the transportation of people and goods in their move south and west. This 1804 network of main post roads is a far cry from the single post road stretching from New York to St. Augustine in 1774 and speaks to the expansion of the population during those three decades.

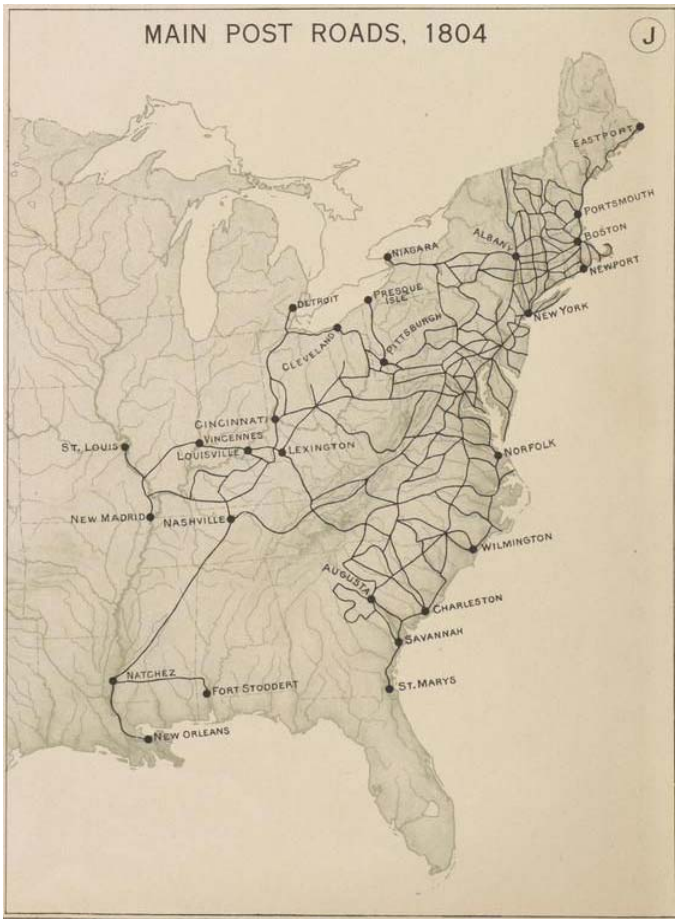

Charles O. Paulin, *Atlas of the Historical Geography of the United States* (Baltimore: A. Horn & Co., 1932), plate 139.

Copyright 2023. All rights reserved.

Roads South (working east to west)

Road from **Elizabeth River to Edenton**

Road from **Nansemond to Chowan and on to Edenton**

King's Highway (Post Road) from Boston to Alexandria to Richmond and south roughly along I95 into North Carolina.

Occoneechee (Great) Trading Path from Petersburg (Fort Henry) roughly followed I85 through Oxford, North Carolina, on its way to the Catawba River below Charlotte where it split with one leg running west to the Cherokee and the other south to Augusta, Georgia, trading posts. (It was the last road to the west depicted on Moseley's 1733 map of North Carolina.) Digital image at "A New and Correct Map of the Province of North Carolina," *East Carolina University* (https://digital.lib.ecu.edu/1028).

Carolina Road (**Rogue's Road**) crossed the Potomac at Nolands Ferry, the Rappahannock at Norman's Ford, the Rapidan near Raccoon Ford, the James at Goochland Courthouse, and the Dan River near Danville and into the Yadkin River Valley.

Great Wagon Road from Philadelphia to the Yadkin River Valley (as it was labeled in the 1755 Frye-Jefferson of Virginia) crossed the Potomac at Williams Ferry (Williamsport) and headed south along today's I81 and Route 11 to Big Lick (now the City of Roanoke), turned east through the Staunton River water gap and headed southeast to Salem and the Moravian communities in North Carolina. It later extended south crossing into Tennessee at Bristol.



1797ZANES TRACE Federal Highway Commission, Paintings of Carl Rake on Flickr. CC by 2.0

Roads West

Forbes Road from Philadelphia to Pittsburgh.

Braddock's Road from Winchester to Pittsburgh.

Midland Trail essentially followed Route 60 west from Lexington to Charleston then along the Kanawha River to the Ohio River at Point Pleasant. It was preceded by a wagon road first authorized by the Assembly in October 1782 from Warm Springs in Augusta Co. to the Savannah [Lewisburg] in Greenbrier Co.

Wilderness Road, an extension of the Great Wagon Road from the Long Island of the Holstein (Kingsport, Tennessee) through the Cumberland Gap to Boonesborough. It ran from Anderson's Blockhouse through Moccasin Gap (between Gate City and Weber City) west generally along present-day Route 58 to the Cumberland Gap. Blazed by Boone in 1775, it wasn't until the November 1792 session that the Assembly authorized the laying out of a wagon road from the Blockhouse in Washington Co. to the top of the Cumberland Mountains in Russell (now Lee) Co.

Barbara Vines Little, CG, FNGS, FUGA, FVGS
Copyright 2023. All rights reserved.

A Beginner's Guide to Family History Books

Presented by Kate Townsend
www.familyhistoryinvestigations.com • kate@familyhistoryinvestigations.com

Don't Be Intimidated

Family history books are an excellent way to document your genealogical research. However, the prospect of creating one might be intimidating. Don't get bogged down in the preconceived notion that a family history book needs to be an 800-page novel detailing the lives of your ancestors or a 400-page book documenting every descendant of your family since 1750.

Make it Your Own

Family history books can be as involved or uninvolved as you want them to be. One way for family history books to be less intimidating is to include visuals in the book rather than focusing on writing large quantities of narrative text. Doing so will also make the book more engaging for readers who might otherwise not be interested in genealogy.

The vital step is to get started. Creating one might take time and effort, but the reward is worthwhile. The end product of a family history book is having a tangible way to showcase your genealogical research for future generations.

The Medium for the Family History book

Choose a platform to create your family history book based on your skill-level and experience with design. If you're already confident in Adobe InDesign, use that software! However, if you are like most people and have limited design experience, it might be a good idea to use an online design website traditionally meant for photobooks. Websites like Mixbook, Shutterfly, and Snapfish, offer templates to start designing a photobook that can be used to create a family history book.

These websites generally offer a user-friendly interface, are intuitive, and do not require any design experience. The end product you create is typically high-quality and will last for future generations. The books can also be customized to meet your price and quality expectations.

What to Include in a Family History Book

Anything that documents your family history can be included in a family history book. Some suggestions for items to include in a book are as follows:

- Copies of genealogical records (i.e., an image of a marriage license, passenger list, or entry in the U.S. Federal Census)
- Images of family papers and records (i.e., a scanned image of a family bible)
- Interview notes or summaries about family members
- Photographs of family heirlooms with descriptions
- Photographs of family members
- Photographs of important family events or grouping with descriptions
- Your recollections about relatives or those of your family members

Don't just focus on the past when creating a family history book. Think about how the present (or your past) is also family history. For example, include photographs of your wedding in your family history book, as well as any pictures of your great-grandparents' nuptials.

How to Write a Family History Book: Ancestors to Include?

Decide how many relatives you want to include in your family history book. You can create a family history book on one individual, an ancestral couple (with or without information on their descendants), or an entire family line. It's up to you.

How to Write a Family History Book: Organization?

You might consider grouping couples or family groups to create "chapters" or "sections" in your book. For example, all of the records on your maternal grandparents might be grouped into one section to show how their lives intertwined. You could start by providing images of both of their birth certificates, basic information about their lives growing up, photos of their wedding, and details of their lives together.

Chronological order is the best bet for organizing a family history book because it shows the linear progression of time, which can be easier to understand. Suggest always going in chronological order when describing an individual's life. Meanwhile, you might want to go in either chronological or reverse chronological order if writing a book on multiple ancestors (i.e., starting the book with the oldest vs. most recent ancestor).

How to Write a Family History Book: Including Citations

You also want to ensure that you include citations in your family history book. Years from now, you want someone to know where the information was derived. It is also good genealogical practice and will be helpful in the future.

You have two options for citations if you are using online photo design software like Mixbook: (1) including citations on each page with the corresponding record or photograph; and (2) including the citations as endnotes at the end of the book with information to link it to the page on which the recorded image is located.

For more advanced software, you might be able to include citations with traditional footnotes and endnotes. It is your choice how to cite, but make sure you do it. Even a photograph of a family heirloom that you took should be cited.

It is also important to consider copyright law and fair use when deciding what to include and how to use photographs and records. Even if you write and include a source citation for a photograph, you might not be authorized to include it in your work. Familiarize yourself with basic copyright law and understand fair use as it applies to your end product. Some simple questions to ask yourself when obtaining records to respect copyright are as follows:

- Who owns the record? Do they still own the copyright? If so, does the use of this record in this capacity fall under fair use?
- Based on the terms of service or copyright statement on a website, can I use this record in my family history book?

If there is any ambiguity, you should reach out to the organization or website where the record is available. You might be able to get some clarity by doing so.

How to Write a Family History Book: The Basic Process

Remember, a family history book does not need to be a novel. If you just include photographs and records with brief information about each item, you will have an excellent family history book to pass down to future generations of your family. Pointing out interesting facts, making connections, or just a basic description of a record can make for an engaging portion of a book. The key is keeping parts of it visual because seeing a record can be more engaging to your readers. Describing a petition of naturalization for your great-great-grandmother is one thing, but providing a copy of that record with a description of it can be more exciting.

EXAMPLE: You find a copy of the 1910 U.S. Federal Census record involving your great-grandmother. You include snips of this record in the family history book and commentary on what was happening within the family based on the findings on the record.

EXAMPLE: You identify that your grandfather lived on a street in Philadelphia that no longer exists. You find a historical image (taking copyright and fair use into consideration) of that street around the time your grandfather lived there. You include a copy of that image in the book with evidence that your grandfather lived there.

EXAMPLE: You include the marriage license application, marriage return, photos of a wedding, and the wedding announcement in the newspaper for an ancestor. Write a brief commentary about the records.

How to Write a Family History Book: Don't Forget about Including Family Stories

You likely have tons of information in your head regarding the lives of family members you knew in your lifetime (or even ones that you didn't) for your family history book. Make sure you write down these stories for your family history book. Even a paragraph or two about each of your grandparents can be a fantastic inclusion. It would be even better to write down all your anecdotal knowledge about your family members as far as you can think back. Displaying your story about a family member and a photograph of them can be a wonderful inclusion in your book.

The same can be said for including summaries or notes from family interviews in your family history book. One way to go about this process is to interview a family member(s) about their family members for as far back as they can recall. You might want to create a set of questions you want to know about each ancestor (i.e., What is your favorite memory of them? Where did they live? What did they do for work?). Take notes as you go through this process, and afterward, write summaries or stories based on these interviews. Here too, an interview summary or story can be displayed alongside a photograph of a relative for meaningful inclusion in your family history book.

The goal is to create something that can be passed down to future generations of your family. It does not have to be perfect to be meaningful. The important thing is to get started.

A Charming Scoundrel and a Tragic Victim: Records and DNA Identify Myrtle's Parents

Board for Certification of Genealogists® Skillbuilding Lecture

Karen Stanbary, LCSW, AM, CG® ◊ https://karenstanbarygenealogy.com ◊ info@karenstanbarygenealogy.com

Takeaways

- Correlation is the key to success.
- Logic and reasoning ties together evidence from documentary and genetic sources.
- Try as hard to disprove your hypothesis as you try to prove it.
- All plausible, competing answers to the research question must be ruled out until just one answer remains.
- The research to rule out incompatible answers may result in the discovery of new ancestors and additional records creating a richer family history.
- Two or more interrelated proof arguments in the aggregate provide a compelling answer.

Craft the Research Question

Who were the biological parents of Myrtle Eve Porter who married Charles Dewein on 21 June 1905 in Burlington, Iowa?

A carefully crafted research question helps to create an efficient research plan. Research questions uniquely identify the subject by time, place, and in relationship to another person.

Analyze the Starting Point



Genealogists conduct a starting point analysis. Today's case study details a second research phase. The first research phase established the following:

- Myrtle believed she was born on 12 June 1882.
- There are incompatible birthplaces in the records (Chicago, Illinois, and Iowa)
- Myrtle was informally adopted by William F. Porter and his wife Mary Elizabeth Schuttler.
- Mary (Schuttler) Porter did not bear any other biological children but raised three of Porter's children from his first marriage.
- Mary entered into Myrtle's care while she was separated from her husband and living with her family in Chicago.
- Mary and Myrtle reunited with William when Myrtle was about five.
- Family lore suggested that Myrtle's biological father was named "Mapes."
- Myrtle signed her marriage license application "Myrtle Mapes Porter."
- Two sisters shared atDNA with six of Myrtle's grandchildren. The two sisters are great-grandchildren of Charles W. Mapes of Rock Island, Illinois.
- The amount of shared atDNA correlated with the ages suggest the sisters are half second cousins to Myrtle's grandchildren.

#NGS2023GEN

- X-DNA analysis eliminates Charles W. Mapes' father Elsworth Anthony Mapes as the biological father of Myrtle.
- One sister shares significant segments of X-DNA with Myrtle's grandchildren. The segments fall on half-identical segments on the X-chromosome for the two sisters. Therefore, the shared X-DNA must be inherited from the sisters' maternal X-contributing ancestors.
- Charles W. Mapes was born 31 March 1861 in Illinois to Elsworth Anthony Mapes and Hannah Goodlow.
- Hannah (Goodlow) Mapes conceived a child while her husband was in Civil War service. Upon return, Mapes petitioned for divorce on grounds of adult. The divorce petition identifies a full-term "bastard son" born on 28 August 1865. At the time of the birth, Hannah's legal name was Hannah Mapes. According to Illinois law, a child takes the surname of the wife's legal husband at the time of the birth.
- Additional DNA matches provide evidence of Myrtle's biological relationship to Hannah Goodlow. Eight descendants of sis of Hannah's siblings share atDNA with Myrtle's grandchildren and the two sisters.
- The correlated evidence drawn from documentary and genetic sources prove Myrtle was Hannah (Goodlow) Mapes' biological granddaughter.

Therefore, there are two plausible answers to the research question about the identify of the biological father of Myrtle:

1. Charles W. Mapes, born 31 March 1861, the son of Elsworth Anthony Mapes and his wife, Hannah Goodlow.
2. An unnamed "bastard son," conceived by Hannah Goodlow Mapes while her husband served in the Civil War and born in August 1865, in or near Moline, Illinois. The biological father is unknown.

Plan for Research in Documentary Sources

The initial documentary research plan seeks:

- information about Charles W. Mapes, particularly his location and activities about the time Myrtle was conceived, roughly mid to late September 1882
- the name of Hannah's "bastard son," born August 1865 and evidence if he lived until mid to late September 1882 to father a child and if so, where he lived at the rough time of conception

Reasonably Exhaustive Research about Charles W. Mapes

- Charles W. Mapes lived in Moline, Illinois on 3 September 1881.
- Charles W. Mapes married Maggie McBurney, born 5 March 1862, on 24 September 1881. She was the daughter of William J. McBurney
- Maggie became pregnant shortly after the marriage.
- The newspapers recounted significant strife and multiple separations in the first year of marriage.
- Maggie fled to Kenesaw, Nebraska to the residence of her father or brother. There she gave birth to a ten-pound girl mid-June 1882.
- Charles W. Mapes claimed he was the infant's father
- On 11 September 1882, Maggie and her child left Moline for Chicago.

Reasonably Exhaustive Research about Mary Porter's Chicago Residence

- Fleeing from her husband, Mary Porter returned to Chicago sometime between 1873 and 1883.

- A photograph of Myrtle labeled "Mom" at about age one, suggests Myrtle was in the care of Mary at the time of the photograph.
- The photographer's office was about one block away from Mary's sister.

Reasonably Exhaustive Research about Hannah's "Bastard Son"

- Hannah's parents and siblings all emigrated to Oregon in 1865. Hannah did not join them. She was said to live in Iowa.
- Reasonably exhaustive research in the 1870 census does not reveal Hannah nor her son in Illinois and Iowa.
- Hannah lived in New Orleans in 1868 when her father died in Oregon. She used the surname Van Riper but no marriage record has yet been found.

Hypothesis Testing

The evidence suggests Myrtle is the biological daughter of Charles W. Mapes and his wife, Maggie McBurney are the biological parents of Myrtle. Yet, Hannah's unidentified son cannot be rule out. That son, if he survived infancy, would carry Hannah's X-DNA. His descendants, however, would likely not share atDNA with the McBurney family. If Myrtle's grandchildren share atDNA with McBurney descendants, then Charles W. Mapes—Maggie's husband—nor his half-brother, would be Myrtle's father.

Reasonably Exhaustive Research about Maggie McBurney

- Maggie's father, William J. McBurney, Sr. was born 14 October 1823 in Belleek, Co. Armagh, Ireland.
- Maggie was born in March 1862.
- William J. McBurney, Jr., Maggie's brother, was born about November 1863 in Iowa. His mother was Margaret McAllister and was likely also Maggie's mother.
- William J. McBurney, Sr. married a second time to Isabella Cheatley and had a third child, Samuel Reed McBurney.
- Maggie boarded in a hotel in Moline and worked as a seamstress in the 1880 census.
- Maggie died 31 July 1889, age 27 of tuberculosis, and is buried in Kearney, Nebraska next to her father and step-mother.

Reasonably Exhaustive Research about the McBurney Family

- William J. McBurney was one of eight documented children born to John and Jane (Reed) McBurney.
- Seven McBurney children immigrated in the 1840s from Ireland. Most settled in or near Rock Island County, Illinois.

McBurney atDNA Matches

- Eight descendants of John and Jane (Reed) McBurney from five independent child lines share atDNA segments with Myrtle's grandchildren.
- The traced relationships between Myrtle's grandchildren and the McBurney descendants are half third cousins, once removed, fourth cousins, and fourth cousins, once removed.
- The amount of shared atDNA between most of the McBurney descendants and Myrtle's grandchildren falls within one standard deviation of the mean for the respective traced relationship

Methodology

Family lore provides clues to Myrtle's biological parents. Correlation of information mined from documentary and genetic sources creates a body of evidence that proves the conclusion. The DNA analysis includes multiple research strategies including:

- Careful selection of a base test taker group
- Analysis of X-DNA inheritance pathways
- Correlation of matching X-DNA segments for location
- Prediction of possible genetic relationships based on the amount of shared atDNA
- Elimination of competing hypotheses using X-DNA analysis
- Evaluation of genetic cluster networks
- Creation of two focal study groups to prove the father candidate's maternal line, eliminate a remaining hypothesis for the father candidate, and establish the biological mother's paternal line
- Creation of two documented hypothetical descendant trees for the two focal study group members
- Correlation of evidence drawn from the focal study groups with information provided by documentary records to reconstruct family relationships

Conclusion

Myrtle Eva (Porter) Dewein, adopted daughter of William F. and Mary Elizabeth (Schuttler) Porter, was the biological daughter of Charles W. and Margaret "Maggie" (McBurney) Mapes. Family lore often contains grains of truth. It suggested that Myrtle was born on 12 June 1882 in Chicago to someone with the surname Mapes. She was born in mid-June near Kenesaw, Nebraska. Maggie probably transferred Myrtle's custody to Mary in Chicago. Curious about her biological origin, Myrtle sought answers. The mystery remained unsolved until her great-granddaughter, armed with consumer DNA test kits and a passion for documentary research, learned the truth.

Enslaved Ancestral Research in Virginia and North Carolina? Oh Yes You Can!

Renate Yarborough Sanders

Researching the formerly enslaved presents a unique set of challenges; but, contrary to popular thought, "slave records" do exist! There are many genealogically rich documents which serve to illuminate the lives of formerly enslaved ancestors. and the states of Virginia and North Carolina have many extant records which do so. This session provides guidance in recognizing and using these documents to find and extract information once enslaved Ancestors.

I. **Getting Started**
   A. What do you know? Like with any research project, start off by determining what you already know about your ancestor, and record it, either electronically or in writing.
      1. Establish a notetaking routine.
      2. Create a timeline for the ancestor you're researching.
   B. What do you want to know?
      1. Determine specific research questions. Use a combination of narrowly-targeted (closed) and broader (open-ended) questions.
      2. Examples of types of research questions:
         a. When was ___ born?
         b. Was ____ enslaved or free before 1865?
         c. Who was ____'s spouse?
         d. Who was ____'s enslaver?
         e. What kind of work did ____ do?
         f. How was ____ treated?

II. **Establish baseline data and determine status**
   A. Use 1870 Census to establish baseline data. This is the first U.S. Federal Census after Emancipation – the first in which <u>all</u> people living in the United States are enumerated by name.
      1. Age and location
      2. Household members and relationships
      3. Occupation
      4. Housing/land status
      5. Marital status

#NGS2023GEN

6. And more!

B. Determine slavery status: All free persons were to be enumerated by name in the 1850 and 1860 Censuses. Work backwards (1860 first) to determine if your ancestor was listed in either year. If not, the likelihood increases that your ancestor was formerly-enslaved, so your research will take a specific path.

Data Sources for researching enslaved ancestors in North Carolina and Virginia

Finding information about formerly-enslaved ancestors requires researchers to cast a wide net – exploring a variety of document types at all levels of society (family, local, state, and federal). Remember that the enslaved were considered property so, in addition to studying information that may be solely about a community's slaves, it is necessary to research the everything you can find about the property *owner(s)* to get the information you're seeking. Though only a small percentage of what's available is digitized and online, great efforts are being made in North Carolina and Virginia to get access to slavery related records to the fingertips of today's researchers.

Virginia

The **Library of Virginia (LVA)** is truly the gold standard for getting started with slave ancestral research in this state. The Library, which also serves as the State Archives, has worked diligently with other entities, such as the **Virginia Museum of History and Culture**, to pull together documentation of the lives of people of color in the state, from the 1600s, through the beginning of the Reconstruction period. Under the umbrella of **"Virginia Untold,"** found on the Library's website, researchers will find a bevy of digitized records illuminating the lives and circumstances of enslaved (and free people of color) in Virginia. The collection is organized by record type (23 categories) and includes both local and state records. LVA hosts additional digital collections in which information about enslaved individuals is prominent, i.e. the online **Chancery Records Index** which illuminates files from this court of equity, in which many African Americans are included; and **Virginia Chronicle**, which is a historical archive of Virginia newspapers.

North Carolina

In the Tar Heel state, researchers will find the **North Carolina State Archives** and the **State Library** under the same roof, as separate, but collaborative entities. Both provide a

wealth of resources for genealogy research. The **North Carolina Digital Heritage Center**, housed in the Special Collections Library at University of North Carolina at Chapel Hill, is North Carolina's hub for the Digital Public Library of America and hosts **DigitalNC**, where historical documents are scanned, digitized, and published online for free access to researchers. Also housed in the Wilson Library at UNC is the **Southern Historical Collection**, a gem of unique primary sources, focused on topics that range from the Antebellum era through the Civil Rights movement, with a heavy presence of materials that inform researchers about slavery and its afterlives.

Useful Records Found in North Carolina and Virginia for Slave Ancestral Research

Estate/Probate files – Enslaved people were considered property. Therefore, if an enslaver devised a will and/or died prior to 1865, human chattel should be accounted for in that enslaver's estate administration and probate documents. Even if the owner died intestate (without a will), their property would have to be inventoried and dispersed; and, in most cases, there will be records of that administration. Often, members of the enslaved population are listed by name (and sometimes age) in these documents and will also be assigned a monetary value. Sometimes, these names may even be recorded in family groups.

Cohabitation Records – After the Civil War, most of the former slave states addressed the issue of slave marriages, legislatively, in response to what was first a government issued order to legitimize the contubernal relationships of formerly enslaved couples. Some states took a blanket approach, enacting laws that legitimized these marriages and the children thereof, therefore not creating individual documents for each couple. However, the General Assemblies of both North Carolina and Virginia enacted laws that required a formal registration of each couple with county officials. The records created to document and legitimize marriages of the formerly enslaved are generally known as "Cohabitation Records." Extant records for Virginia, though from only a few counties, give extensive information about the formerly enslaved couple, their previous enslavers, and even names and ages of their children. In North Carolina, where records have survived for 55 out of the 100 counties, these documents tend to just name the couple and how long they've been cohabitating – but serve as documentation of former enslavement. A "maiden" name given for the female can often be helpful in leading researchers to a former slave owner.

Slave Schedules - The 1850 and 1860 Slave Schedules can be used to *possibly* corroborate research and/or eliminate potential slave owners. Slave schedules do not

give names of the enslaved, except in a few special circumstances; and should never be used as definitive proof of an ancestor's presence; however, when aligned with additional supporting documentation of that ancestor being owned at a particular time by a particular enslaver, it can be helpful in supporting or deflating a research theory. (For instance, if you *know* that your ancestor was a male, approximately 10 years old in 1850, and the enslaver you're looking at doesn't own *any* males in that enumeration or maybe doesn't own a male younger than 45, you can release a theory that this was your ancestor's owner at that time.)

Plantation records/Business logs – Not all slave owners had large plantations, but those who did often kept meticulous records of all the business and property thereof. Enslaved people were sometimes hired out. Clothing purchases were notated. Records of physician visits and travel passes given were recorded. Even mentions of births, deaths, and "marriages" of the enslaved population may have been noted in plantation papers.

Family Papers – Often found in university or state repositories, family papers can include personal (and business) letters, diaries, journals, sketches, and sometimes even pictures, all of which have the potential to include information about a family's enslaved population. Family bible records may also be included, which, like plantation records, might mention births, deaths, or marriages of the enslaved "family" members.

Slave Narratives/Books/Dissertations – The WPA and other slave narratives are valuable sources of information about the lives of the former slaves who were interviewed, as well as the slave-holding families and the communities they lived in. Additionally, numerous books and dissertations have been written which provide excellent documentation of many aspects of life during slavery.

Freedmen's Bureau –The "Freedmen's Bureau" (Bureau of Refugees, Freedmen, and Abandoned Lands) was an agency of the War Department and was created in 1865 to assist freed slaves in obtaining relief, land, jobs, fair treatment, and education. However, its services also were available to indigent whites and those who would employ the formerly enslaved. Records can provide genealogical information and sometimes name or connect formerly enslaved persons to their previous owners.

The Freedmen's Savings and Trust Company (Freedman's Bank) was chartered by Congress in 1865 as a financial institution for the benefit of the formerly enslaved. A

great deal of family, background, and genealogically rich information was gathered about its depositors and can be very helpful to researchers. The bank closed in 1874.

Court Records – Numerous types of court records exist which involve and name formerly enslaved individuals, including cases involving fugitive slaves. Many state and local level repositories have a category for "Slave Records", which will point researchers to the court-related records for their jurisdiction. However, researchers will find cases related to persons of color throughout chancery, and other court records in both North Carolina and Virginia and should not limit research to the results of online searches.

Newspapers – Runaway slave ads, "Information Wanted," notices of slave auctions, and a plethora of information related to slave owners and their families can be found in historic newspapers, many of which can be accessed online. For North Carolina, the go-to website is **DigitalNC**. In Virginia, the **Virginia Chronicle** page should be a first stop for researchers seeking to find mentions of ancestors in early newspapers.

Selected General Online Resources for Slave Ancestral Research

a. FamilySearch familysearch.org/wiki/en/Quick_Guide_to_African_American_Records
b. Freedmen's Bureau and Freedmen's Bank ancestry.com/freedmens
c. Afrigeneas Slave Data Collection afrigeneas.com/slavedata/
d. Mapping the Freedmen's Bureau mappingthefreedmensbureau.com/
e. Last Seen: Finding Family After Slavery informationwanted.org/
f. Digital Library on American Slavery library.uncg.edu/slavery/
g. Forgotten Patriots (DAR) dar.org/library/research-guides/forgotten-patriots
h. Southern Historical Collection library.unc.edu/wilson/shc/
i. Freedmen and Southern Society freedmen.umd.edu/
j. Enslaved enslaved.org/
k. A Genealogical Index to the Records of Antebellum Southern Plantations familysearch.org/search/catalog/1403851?availability=Family%20History%20Library

North Carolina-specific online resources

Family Search Wiki - familysearch.org/en/wiki/African_American_Resources_for_North_Carolina

Digital NC digitalnc.org/

North Carolina Genealogical Society African American Research Guide ncgenealogy.org/researchguides/african-american-guide-1/

People Not Property: Slave Deeds of North Carolina dlas.uncg.edu/deeds/

Wake County Enslaved Persons Project wake.gov/departments-government/register-deeds/wake-county-enslaved-persons-project

State Library of North Carolina: Researching African American Ancestors https://statelibrary.ncdcr.libguides.com/c.php?g=1000569&p=7244561

Virginia-specific online resources

Unknown No Longer virginiamemory.com/collections/aan/search-the-narrative

The Virginia Museum of History and Culture Guide to African American Manuscripts virginiahistory.org/research/research-resources/guides-researchers/guide-african-american-manuscripts

Virginia Runaways people.uvawise.edu/history/runaways-1/

Virginia Slaves Freed after 1782 freeafricanamericans.com/virginiafreeafter1782.htm

The Virginia Emigrants to Liberia Project vcdh.virginia.edu/liberia/index.php?page=Home

Virginia Slave Birth Index 1853-1866 https://www.familysearch.org/search/collection/3326815

Sources:

"Cohabitation Records". (2017, May 1). *FamilySearch Wiki*,.familysearch.org/wiki/en/index.php?title=Cohabitation_Records&oldid=2828333.

"Freedmen's Bureau". Encyclopaedia Britannica Online. Encyclopaedia Britannica Inc., April 26, 2019

"The Freedmen's Savings and Trust Company and African American Genealogical Research". Prologue Magazine Special Issue, Federal Records and African American History (Summer 1997, Vol. 29, No. 2) archives.gov/publications/prologue/1997/summer/freedmans-savings-and-trust.html

"African American Genealogy: A Guide to Finding Your Ancestors Online". Family History Daily. familyhistorydaily.com/free-genealogy-resources/african-american-genealogy-research/

Researching your American War of 1812 Veteran

David Allen Lambert, Chief Genealogist, dalambert@nehgs.org

By the end of the War of 1812, nearly 35,000 American Regulars and 458,000 militia had served on land and sea. Luckily, for family historians interested in researching these veterans, there are several resources that outline their service. This handout covers some the key records and reference materials both in print and online.

Step # 1 - Determine if he fought.

1. Too young or too old?
   - Age range of typical soldier, 18-35
   - Average birth years 1775-1795
   - Extremes: mid 1750s & late 1790s
2. Cemetery Clues.
   - Is there a gravestone?
   - Cemetery and Burial records
   - Transcribed Gravestones
   - Where is his spouse buried?
   - Is there a flag marker?
3. 1840 Federal Census Clues
   - Listed pensioners of Revolutionary War and other military service
   - Included pensioner and widows
   - Listed who the veteran was living with
   - first census to give exact age

Step # 2 - Research - Useful Resources Overview

- War of 1812 Compiled Military Service Records (NARA M602)
- TIP: Louisiana, Mississippi, North Carolina, and South Carolina are not in M602
- Searching the Index to Service Records 1812-1815 on Familysearch.org
- TIP: Check for multiple enlistments!
- War of 1812 Papers, 1789-1815 (NARA M588) on Ancestry.com
- War of 1812, Prisoner of War Records, 1812-1815 (NARA M1747) on Ancestry.com
- U.S. Navy Records (NARA RG 45) and Logbooks
- U.S. Marine Corps Record (NARA Microfilm T1118) on Ancestry.com
- State Records
- Regimental Histories
- Researching U.S. Navy Vessels. TIP: Adopt the regiment or the crew
- War of 1812 Pension Research (NARA M313)
- 1840 Census of Pensioners
- Bounty Land Warrants

Step # 3 – Seek out and apply to Hereditary Societies

- General Society of the War of 1812
- United States Daughters of the War of 1812
- Military Society of the War of 1812

Bibliography

General History

Dennis F. Blizzard, *A chronicle of War of 1812 soldiers, seamen, and marine* (Baltimore, MD: Genealogical Publishing Co., 2001)

Roger H. Brown, *The Republic in Peril: 1812* (New York: Columbia University Press, 1964)

Albert H. Z. Carr, *The Coming of the War of 1812: An Account of the Remarkable Events Leading to the War of 1812* (Garden City, N.Y.: Doubleday, 1960)

Thomas A. Chambers, *Memories of war: visiting battlegrounds and bonefields in the early American republic* (Ithaca, N.Y.: Cornell University Press, 2012)

John C. Fredriksen, *Officers of the War of 1812 with Portraits and Anecdotes: the United States Army Left Division Gallery of Honor* (Lewiston, N.Y.: The Edwin Mellen Press, 1989)

_____, *The United States Army in the War of 1812: Concise Biographies of Commanders and Operational Histories of Regiments, with Bibliographies of Published and Primary Sources* (Jefferson, N. C., s.n., 2009)

Timothy S. Good, *American Privateers in the War of 1812: the Vessels and their Prizes as Recorded in Niles' Weekly Register* (Jefferson, N.C.: McFarland & Co., 2012)

David S. Heidler and Jeanne T. Heidler, *Encyclopedia of the War of 1812* (Santa Barbara, CA: ABC-CLIO, 1997)

Donald R. Hickey, *The War of 1812, a Forgotten Conflict* (Chicago, IL: University of Illinois Press, 1989)

Jon Latimer, *1812: War with America* (Cambridge, MA: Belknap Press, 2007)

Benson J. Lossing, *The Pictorial Field-book of the War of 1812: or, Illustrations, by Pen and Pencil, of the History, Biography, Scenery, Relics, and Traditions of the Last War for American Independence* (New York: Harper & Brothers, 1869)

Robert Malcomson, *Historical Dictionary of the War of 1812* (Lanham, Maryland: Scarecrow Press, 2006)

Edward Skeen, *Citizen Soldiers in the War of 1812* (Lexington, KY: University Press of Kentucky, 1999)

Peter Snow, *When Britain burned the White House: the 1814 invasion of Washington* (New York: Thomas Dunne Books/St. Martin's Press, 2014)

Genealogical References

Harrison Scott Baker, *American prisoners of war held at Barbados, New Providence, and Newfoundland during the War of 1812* (Westminster, MD: Heritage Books, 2007.

_____, American prisoners of war held at Bermuda, Cape of Good Hope, and Jamaica during the War of 1812 (Westminster, MD: Heritage Books, 2007)

_____, *American prisoners of war held at Halifax during the War of 1812: June 1812-April 1815* (Westminster, MD: Willow Bend Books, 2005)

Dennis F. Blizzard, *The Roster of the General Society of the War of 1812* (Mendenhall, PA: The Society, 1989)

Lloyd DeWitt Bockstruck, *Naval pensioners of the United States, 1800-1851* (Baltimore, MD: Genealogical Pub. Co., 2002)

Stuart L. Butler, "Genealogical Records of the War of 1812" *Prologue* (Winter 1991), 23:420-425.

John P. Deeben, "From the North Atlantic to the Great Lakes. Researching U.S. Naval Service During the War of 1812". *American Ancestors* (Summer 2010), 11:28-31, 44.

Eleanor Stevens Galvin, *1812 ancestor index: National Society, United States Daughters of 1812* (Washington, D.C.: National Society, United States Daughters of 1812, 1992).

General Society of the War of 1812, *Register of the General Society of the War of 1812* (Washington, D.C.: General Society of the War of 1812, 1972)

Eric Eugene Johnson, *Roster of members and their ancestors of the General Society of the War of 1812* (Baltimore, MD : Otter Bay Books, 2017).

Claire Prechtel-Kluskens, "Researching Volunteer Soldiers of the War of 1812". *National Genealogical Society Magazine* (January-March 2011) 37:36-41.

Marie Varrelman Melchiori, "War of 1812 records at the National Archives". *National Genealogical Society Magazine* (April-June 2009), 35:24-29.

Nova Scotia Vice Admiralty Court, *American vessels captured by the British during the Revolution and War of 1812; the records of the Vice-admiralty Court at Halifax, Nova Scotia* (Salem, MA: The Essex Institute, 1911)

Clarence Stewart Peterson, *Known military dead during the War of 1812* (Baltimore, MD: s.n., 1955)

George Keene Schweitzer, *War of 1812 Genealogy* (Knoxville, TN: G.K. Schweitzer, 1983)

United States National Archives and Records Service, *War of 1812 military bounty land warrants, 1815-1858* (Washington, D.C.: National Archives and Records Service, General Services Administration, 1975)

War of 1812 Preserve the Pensions Fund, *War of 1812 research* (Baltimore, MD: Genealogical Publishing Company, 2016)

Virgil D. White, *Index to War of 1812 pension files* (Waynesboro, TN: National Historical Pub. Co., 1989)

General Online Resources

American Ancestors – www.americanancestors.org

Index to War of 1812 Service Records (Familysearch.org) - https://familysearch.org/search/collection/1916219

Various War of 1812 databases on the subscription website – www.Ancestry.com

Naval Records Collection (NARA RG 45) Table of contents - www.archives.gov/research/guide-fed-records/groups/045.html

U.S. Army, Register of Enlistments, 1798-1914 - https://www.ancestry.com/search/collections/1198/

Logbooks of the U.S. Navy at the National Archives - www.archives.gov/research/military/logbooks/navy.html

U.S. Army War College Library catalog – http://usawc.libguides.com/graduates_others

Dictionary of American Naval Fighting Ships - www.history.navy.mil/research/histories/ship-histories/danfs.html

War of 1812 Pensions Online (Fold3.com) - https://www.fold3.com/publication/761/war-of-1812-pension-files

U.S., War Bounty Land Warrants, 1789-1858 - https://www.ancestry.com/search/collections/1165/

Bounty Land Records on the Bureau of Land Management website - https://glorecords.blm.gov/search

General Society of the War of 1812 - https://en.wikipedia.org/wiki/General_Society_of_the_War_of_1812

- General Society of the War of 1812 Membership Applications, 1854-1979 – *searchable database coming in summer 2022 to AmericanAncestors.org!*

United States Daughters of the War of 1812 - http://www.usdaughters1812.org/

Military Society of the War of 1812 - https://www.militarysocietyofthewarof1812.com/

F244

Crista Cowan
Making Even More Family History Discoveries with AncestryDNA® Side View™

No Syllabus Provided. Take Notes.

#NGS2023GEN

F244

Crista Cowan
Making Even More Family History Discoveries with AncestryDNA® Side View™

No Syllabus Provided. Take Notes.

Andiamo! Finding Your Italian Family



Margaret R. Fortier, CG®
www.mrfortier.com | mrf@ourchateau.net

Tips for Italian Research

- Start with what you know. Ask relatives for information.
- Start in the U.S. Find out everything you can about your Italian ancestor.
- Research the relatives, friends, godparents, witnesses, neighbors, and associates.
- Understand the geography of Italy.
- When you know the town, search in Italian records.
- Use a good pocket Italian-English dictionary.
- Be flexible with spelling.
- Read a novel about your ancestors' time and place.

#NGS2023GEN

Resources

Resources for Italian and Italian-American research are uneven. Those highlighted in **bold** are particularly recommended.

Books: Reference

Adams, Suzanne Russo. *Finding Your Italian Ancestors: A Beginner's Guide*. Provo, Utah: Ancestry Publishing, 2008.

Carmack, Sharon DeBartolo. *Genealogy at a Glance: Italian Genealogy Research*. Genealogical.com, 2012. Laminated guide.

Choate, Mark I. *Emigrant Nation: The Making of Italy Abroad*. Cambridge, Mass.: Harvard University Press, 2008.

Cole, Trafford R. *Italian Genealogical Records: How to Use Italian Civil, Ecclesiastical, & Other Records in Family History*. Salt Lake City: Ancestry, Inc., 1995**.**

Colletta, John Philip. *Finding Italian Roots: The Complete Guide for Americans*. Baltimore: Genealogical Publishing Co., 2003.

Connell, William J. and Stanislao G. Pugliese, eds. *The Routledge History of Italian Americans*. New York: Routledge, 2018.

Davis, John A., ed. *Italy in the Nineteenth Century: 1796-1900 (Short Oxford History of Italy)* New York: Oxford University Press, 2001.

Diner, Hasia R. *Hungering for America: Italian, Irish, and Jewish Foodways in the Age of Migration*. Cambridge, Mass.: Harvard University Press, 2001.

Fasano, Anthony. *Forty Days in Italy Con La Mia Famiglia: How to Research Your Italian Roots & Travel to Italy on Your Own Terms*. Niche Content Press, 2017.

Fucilla, Joseph G. *Our Italian Surnames*. Baltimore: Genealogical Publishing Co., 2003.

Holtz, Melanie D. *The Family Tree Italian Genealogy Guide: How to Trace Your Family Tree in Italy*. Cincinnati: Family Tree Books, 2017.

Malpezzi, Frances M. and William M. Clements. *Italian-American Folklore*. Little Rock, Arkansas: August House, 1992.

Mangione, Jerre and Ben Morreale. *La Storia*: *Five Centuries of the Italian American Experience*. New York: HarperCollins Perennial, 1993.

Marchione, William P. *Italian Americans of Greater Boston: A Proud Tradition*. Charleston, South Carolina: Arcadia Publishing, 2000.

Nelson, Lynn. *A Genealogist's Guide to Discovering Your Italian Ancestors: How to Find and Record Your Unique Heritage*. Cincinnati, Ohio: Betterway Books, 1997.

Puleo, Stephen. *The Boston Italians: A Story of Pride, Perseverance, and Paesani*. Boston: Beacon Press, 2007.

Books: Fiction

Battigelli, Rosanna Micelotti. *La Brigantessa*. Toronto, Canada: Inanna Publications, 2015. In the aftermath of Italy's 1861 unification in Calabria, a young woman grapples with the drama of a turbulent time, known as "The Decade of Fire."

Chiarella, Peter. *Calabrian Tales*. Oakland, Calif.: Regent Press, 2002.

Cusumano, Camille. *The Last Cannoli*. Ottawa, Canada: Legas Publishing, 2005.

D'Angelo, Pascal. *Son of Italy*. New York: Arno Press, 1975.

Di Donato, Pietro. *Christ in Concrete*. New York: Signet Classic, 1993. Autobiographical odyssey of a boy who takes over his father's job in construction after he dies in a work accident.

Laurino, Maria. *Were You Always An Italian?* New York: W. W. Norton, 2001.

Lingley, Sarah E. Marone. *Memoirs: An Immigrant Story*. United States: Xlibris, 2003.

Trigiani, Adriana. *The Queen of the Big Time*. New York: Random House, 2004.

Online sources

Alphabetical list of comunes of Italy — en.wikipedia.org/wiki; useful for deciphering town names.

Comparison of Masculine and Feminine Sicilian and Italian Given Names — www.conigliofamily.com/MasculineAndFeminineGivenNames.htm.

Facebook groups: Italian Genealogical Records, Italian Genealogy, Northern Italian Genealogy, Southern Italian Genealogy Network, Southern Europe Genealogy Research Community. In addition, there are groups for some regions and provinces.

FamilySearch Wiki for Italy — familysearch.org/learn/wiki/en/Italy_Genealogy; links to online Italian records, Italian word list, and vital records translation template.

Italgen — www.italiangenealogy.com; see the genealogy articles.

Italian Cities and Towns — en.comuni-italiani.it; Italian towns by province.

Italian Frazioni — www.italyworldclub.com/italian_frazioni; list of all frazione, villages within a comune.

Italian Genealogical Group (IGG) — www.italiangen.org. Free databases. Membership organization.

Italian Given Names and their English Equivalents — www.oocities.org/irishkenj/givename.html.

Italian Parish Records — www.italianparishrecords.org; ambitious effort to establish an online research library of Italian Catholic parish records; currently has 3.3M records and is updated frequently.

Italy GenWeb — www.italywgw.org; good starting point.

One Step Webpages by Stephen P. Morse — www.stevemorse.org; essential website that makes it easier to find passengers arriving at major U.S. ports.

Perry-Castañeda Library Map Collection, Italy — www.lib.utexas.edu/maps/italy.html.

Searching the Italian Town Database in One Step — www.rootsweb.ancestry.com/~itappcnc/pipcntown.htm; search for the *frazione* or *comune* by name, allows sounds like, begins with, contains, and ends with searches.

Webinars

Adams, Suzanne Russo. *Tesoro! Finding Your Italian Roots*. Ancestry Academy. 2016. Subscription

———. *La Madre Chiesa – Italian Catholic Parish Records*. Legacy Family Tree. 2021. Subscription.

Fortier, Margaret R. *Get Started with Your Italian Family History Research*. Footnotes on *Genealogy TV*, www.youtube.com/watch?v=J6lPsSFVteY&t=11s.

Holtz, Melanie D. *From Venezia to Catania: The Basics of Italian Research*. Legacy Family Tree. 2019, Subscription.

Merriman, Ruth Lapoli. *Italian Research with the Wiki*. 14 lessons. *FamilySearch*. 2009. Free. Explains step by step how to use the FamilySearch wiki for Italy.

Merriman, Ruth. *Researching Your Italian Ancestors*. Legacy Family Tree. 2014. Subscription.

#NGS2023GEN

Key Databases [as of March 2023]

Ancestors Portal/Antenati

The Italian State Archives site is antenati.cultura.gov.it/ portal, available in English. Records from 83 of the 95 state archives. Most are not indexed but individual registers by year usually contain an index and some towns have a decennial index.

Ancestry

Ancestry has about 75 databases of Italian records. These are primarily Italian civil and church records with some Order Sons of Italy (OSIA) US collections. There is also a collection of historical Italian post cards.

FamilySearch

FamilySearch has 60 collections of indexed historical records and 127 collections of image-only historical records. Most of these collections are civil and church records. Seven collections have been updated since January 2023.

I recommend monitoring Randy Seaver's blog, *Genea-Musings* [www.geneamusings.com], where he posts weekly updates to *FamilySearch* that indicate which collections are added, deleted, or changed. The before and after numbers of records indexed and records images are included as well.

FamilySearch has many of the Antenati records available, usually some months after they are posted on Antenati. See the Italian Civil Registration wiki. For detailed instructions of accessing Antenati, see www.familysearch.org/en/wiki/img_auth.php/2/2a/1-Antenati_and_Civil_Registration-Instruction.pdf.

Margaret R. Fortier, CG®
www.mrfortier.com | mrf@ourchateau.net
Research, Relate, Reveal

Extra! Extra! Finding Family Using Newspapers

By: Dana Palmer, CG®, CGL(SM)
dana@treasuredlineage.com
www.treasuredlineage.com

What's in the Newspaper?

What can you find in newspapers that can aid you in finding your family? Lots! Newspapers can be a great resource for personal news, announcements, and social items. Make sure to check for:

- Announcements:
  - birth and marriage announcements
  - death notices / obituaries / funeral announcements
  - anniversaries, reunions, octogenarians, veterans
  - gossipy news – who is coming to visit, who has moved away
- Social Items
- Legal articles
- News stories and corrections
- Advertisements
- Want ads (people looking for work)

Who Has the Newspaper?

Newspapers are generally kept by historical societies and libraries at the local or state level or sometimes even both. They might be in print, microfilm, or in digital format. Some genealogical societies might have copies of newspapers on microfilm and / or indexes to obituaries. Some states have memory projects with digitized newspapers. These may be partnered or part of their state historical society website.

Make sure to go to the FamilySearch Wiki https://familysearch.org/wiki/en/Main_Page and go to the specific locality to see if there are any website links to online newspapers and / or indexes.

Tips for Successful Searches

- Use keyword searches
  - *births*: born, new baby boy / girl, infant
  - *deaths*: died, passed away, ill, lingering illness, funeral, funeral home, cemetery, beloved wife / husband, sudden death, departed this life, killed, interment, grave
  - *marriages*: marriage license, bride, groom, reception, wed, matrimony
  - *military*: soldier, seaman, airman, crewman, conflict, reserve, veteran, battle, service, overseas, war, enlist, forces
- Include the names of towns / landmarks or geographic features (Northwest Territory instead of just Ohio).
- Search for phrases / words near other words such as the name of either the bride or groom and the phrase "marriage license".

My Favorite Online U.S. Newspaper Websites

Free website

- *Chronicling America* is a free website containing newspapers that have been digitized as part of the Library of Congress collection. These can be viewed at: http://chroniclingamerica.loc.gov

Subscription newspaper websites:

- *Newspapers.com* - This is probably my favorite of all the newspaper websites. This pay site allows you to search by keyword, date, and locality. Make sure to check that the newspaper you want and the time frame are in their collection before you pay for the subscription. The newspapers can be viewed at: www.newspapers.com
- *Genealogy Bank* – This is another popular subscription newspaper website. The search function is similar to Newspapers.com. Make sure to check that the newspaper you want and the time frame are in their collection before you pay for the subscription. The newspapers can be viewed at: www.genealogybank.com
- *Newspaper Archive* – This subscription newspaper website has a lot of good newspapers, but the OCR scanning is not as good as other websites so you might need to browse to a specific newspaper to find the article you want. Make sure to check that the newspaper you want and the time frame are in their collection before you pay for the subscription. The newspapers can be viewed at: www.newspaperarchive.com

Other places to find online newspapers or indexes

- State archive or historical society website
- Special websites for a specific locality
- US GenWeb
- Local genealogical society website

Finding Historic Newspapers

To find if a newspaper exists in the locality you want, go to the Chronicling America website and use the pinkish button in the upper right corner called the "U.S. Newspaper Directory". You can search for newspapers for a specific locality regardless of whether or not they are online at the Chronicling America website.

- Go to the U.S. Newspaper Directory.
- Choose your region (state and county or state and town) and time frame.
- Select the newspaper title you want.
- Is there an image?
    - If yes – then click on browse images to see the specific newspaper issue you want.
    - If no – then it isn't online at Chronicling America.
        - Click **Libraries that Have It** at the top of the Page.
        - Review the holdings until you find the repository that has the issue you want.
        - Use Google to search for that repository.
        - Either request that the repository copy it for you or hire someone to obtain a copy if you can't go there yourself to get a copy.
        - If a library is willing to search for your article and make a copy, make sure to send a donation to thank them for their help and time especially if they don't charge for research or copy costs. If you show your appreciation for their help, they are more likely to help others in the future.

An example of places you can find in Ohio newspapers:

- Ohio Memory https://ohiomemory.ohiohistory.org/newspapers
  - Browse to specific newspaper, then choose advanced search feature to add in the year and newspaper name if name doesn't come up in the regular search.

- Chronicling America http://chroniclingamerica.loc.gov
  - *Basic Search* – Allows for a basic search with a surname, date, and state.
  - *Advanced Search* – Allows for a more advanced search by state or newspaper title, date or date range, language, keywords or phrases.
  - *All Digitized Newspapers* – Provides a list of all the newspapers on Chronicling America for a specific state. Useful to see the dates included and number of issues.
  - *U.S. Newspaper Directory* - Use this feature to find newspapers for a specific county or town. If the image is not visible (meaning it's not on Chronicling America), click on "Libraries That Have It" to find out who has a copy of the paper for the date you need.
  - Allows you to print as pdf or jpg.

- Newspapers.com https://www.newspapers.com
  - My favorite of all the subscription-based newspaper website.
  - Can search by name, date or date range, and location. For names use quotation marks around given and surname to get names next to each other.
  - Filter by oldest to newest date of the results, and type of article to reduce search results. You can also filter by county(ies) within the specific state(s) below the map or by newspaper title(s) for specified location.
  - Allows for clipped articles. Print the article and save as pdf to get the source citations on the same page as the entry.

- Genealogy Bank https://www.genealogybank.com
  - Can browse by state to see the newspapers in the collection and dates covered.
  - Searchable by name, date range, state(s), city(ies), or newspaper title.
  - Sort by date to see if there are additional articles about your ancestor.
  - Allows for clipped articles. Print the article and save as pdf to get the source citations on the same page as the entry.

- Newspaper Archive https://newspaperarchive.com
  - Can browse by location down to newspaper title. Will allow you to search by given name, surname, and keywords for that specific title.
  - The advanced search feature allows many other searching options.
  - The OCR on this site isn't as accurate, so try variation misspelling on names to find articles or browse by date.
  - Allows for clipped articles. Print the article and save as pdf to get the source citations on the same page as the entry.

- Ancestry.com https://www.ancestry.com/search/places/usa/ohio/
  - Click on **All Collections** then scroll down to the map of the U.S.A. Click on **Ohio**. Scroll down to the Newspapers and Periodicals section and click on **View other** to see all topics. You can narrow down choices by selecting the county on the right.
  - The U.S., Newspapers.com Marriage Index, 1800s-current has close to 900 million entries with excellent search capabilities. https://www.ancestry.com/search/collections/61843/

Some examples of other places to find Ohio newspaper & indexes:

- Rutherford B Hayes Obituary Index
  - https://www.rbhayes.org/main/ohio-obituary-index/
  - https://www.ancestry.com/search/collections/1671/

- Local Libraries
  - Columbus Metropolitan Library https://www.columbuslibrary.org/history-genealogy/
  - Dayton Metro Library http://www.daytonmetrolibrary.org/hobits-search
  - Public Library of Cincinnati and Hamilton County
    - https://cincinnatilibrary.org/resources/local-news/
    - https://digital.cincinnatilibrary.org/digital/collection/p16998coll14

- Local Genealogical / Historical Societies
  - Western Reserve Historical Society http://catalog.wrhs.org/collections/search
  - Hamilton County http://hcgsohio.org/cpage.php?pt=62
  - Warren County Genealogical Society http://wcgsoh.org/obitsmain.htm

- Obituary Daily Times https://sites.rootsweb.com/~obituary/

Finding Current Newspapers

If you know where your person was living and / or died use Google to search for newspapers in that locality. Use a search such as **"Donald Shipman" Texas 2019**.

Many newspapers have digital newspaper articles in their archive section of their website. Some go as early as the 1990's. Some websites will require you to have a subscription to view their archived newspaper articles. The Legacy newspaper site has many archives articles available.

Make sure to also look for obituaries published by the funeral home. You might find an article on their website that isn't as detailed in the newspaper.

Foreign Language Newspapers

- *Diacritics*: these are accent marls used over letter in non-English countries. DO NOT use diacritic characters in your searches – use the unaccented substitute letter. If the diacritic letter stands for two letters (e.g. ü for ue - do not add the additional letter as a substitute).
- *Fraktur*: most German language newspapers use the Fraktur typeface font. It can be tricky to find surnames because many letters look similar and OCR and indexers often mis-transcribe the words. Be creative in searching these newspapers and look for an index from the genealogical society, if possible.

THE ROAD TO DECISION:

Family History in Virginia's Federal Court Records

Judy G. Russell JD CG CGL
The Legal Genealogist®
legalgenealogist@gmail.com



Introduction: Virginia's federal courts have a long and storied history, and cases that have traveled the road to decision there have helped shaped the nation. Among the least-utilized records by genealogists, the records of the federal courts—from the District Courts through to the Supreme Court of the United States—offer insights into the lives and times of our ancestors individually and as they were impacted by the major issues of the day.

#NGS2023GEN

Virginia Federal Court History

Federal court history begins with the Constitution, and its creation of the United States Supreme Court "and such infereior courts as Congress may from time to time establish." In the Judiciary Act of 1789, Virginia was among the first to have a District Court so established. With a brief interruption in 1801–02, that single District Court existed until 1819, when Virginia was divided into two judicial districts—the Eastern District and the Western District.

On secession, Virginia's two federal judges resigned and, for a brief time, until others were named by Abraham Lincoln, Virginia's United States courts ceased to function. The Confederate constitution provided for a Supreme Court and district courts, but no Supreme Court was ever actually created. District Courts were created for Virginia and, as a result, throughout most of the Civil War, there were two Eastern District Courts (United States and Confederate States) and two Western District Courts (United States and Confederate). In 1864, counties in the new state of West Virginia were removed from the jurisdiction of the United States District Court for the Western District and Virginia was left with one federal district recognized by the United States. For some years after the Civil War, Virginia continued to have only one United States District Court. It was divided again into the Eastern and Western Districts in 1871 and that structure continues to today. Each district is divided into divisions: the Eastern District has four—Alexandria, Newport News, Norfolk, and Richmond; and the Weastern District has seven—Abingdon, Big Stone Gap, Charlottesville, Danville, Harrisonburg, Lynchburg, and Roanoke.

For complex cases and appeals from the District Courts, Virginia was first assigned to the Circuit Court for the Middle Circuit. The Eastern District was assigned to the Fifth Circuit Court from 1801–1842; the Western District served as its own Circuit Court until 1842 when it and the Eastern District were assigned to the Fourth Circuit Court. After the creation of the new Courts of Appeals in 1891, both Virginia districts were assigned to the United States Court of Appeals for the Fourth Circuit, and that structure continues to today.

Cases from Virginia's lower federal courts could and can be appealed to the United States Supreme Court, and cases of both national and personal significance have been decision by the High Court. Notable cases arising from or involving Virginia range from *Fairfax's Devisee v. Hunter's Lessee,*

©2023 Judy G. Russell, JD, CG, CGL

11 U.S. (7 Cranch) 603 (1813), as to title of Lord Fairfax's Virginia lands, the confiscation of those lands by Virginia in the Revolution, and the rights of non-citizens to own and inherit lands; and *Loving v. Virginia*, 388 U.S. 1 (1967), striking down state laws against interracial marriage.

Virginia's Federal Courts and Genealogy

The judicial power of the federal courts—the jurisdiction that they have to act—is limited by the Constitution. That section gives federal courts such as Virginia's authority in specific types of cases, some of which may raise matters of great genealogical significance. Two specific types of cases within federal court jurisdiction are most likely to be useful genealogically: (a) federal question cases "arising under this Constitution, the laws of the United States, and treaties" to which the United States is a party; and (b) diversity jurisdiction cases "between citizens of different states."

Federal Question Cases

Both civil and criminal matters can be federal question cases that would have been heard by Virginia's federal courts. Naturalizations are included in this category. Among the more common categories of civil cases that would land our ancestors in federal court are:

- Admiralty – things as minor as one boat colliding with another on a navigable waterway or a claim by a seaman against a boat master for wages could easily have ended up as part of an admiralty case and ended up in federal court.
- Bankruptcy – to be free of all debts to all persons, our ancestors may have needed to declare bankruptcy and may have chosen to proceed in federal court.
- Claims against the Government – to bring a claim for an unpaid pension or for damages caused by the government, our ancestors would go to a federal court.

Among the more common categories of crimes to bring our ancestors into federal court are:

- Bank robbery – at least if it was a federal bank.
- Bootlegging – any kind of liquor or alcohol-related offense.
- Piracy and other crimes on the high seas.
- Slave trade cases after importation of slaves was outlawed.
- Theft from the mail or damaging postal property.
- Transporting stolen property across state lines.

Diversity Cases

A major category of diversity case that would commonly land our ancestors in federal court would have been debt: borrowing money from someone who lived or had business offices in another state. Commercial disputes, such as claims for payment of out-of-state life insurance policies, could be brought in federal court. A lawsuit resulting from an accident (a motor vehicle crash with an out-of-state driver, for example) could bring our ancestors into federal court as well. Such a suit could be brought in the district where the accident occurred, in the district where the complaining party (the plaintiff) lived or in the district where the defendant lived.

Virginia's Federal Court Records

Types of Federal Court Records

Federal court records may be found in one or more of the usual basic forms: dockets or docket books; minutes or minute books; loose papers or case files; and, in appellate courts and some later trial courts, published decisions or opinions.

©2023 Judy G. Russell, JD, CG, CGL

- **Dockets**, generally written into bound volumes called **docket books**, generally contain a list of all the events in each case from start to finish.
- **Minutes or minute books** are usually brief summaries of court action on a day-by-day basis created by the clerk of the court during the court term.
- L**oose papers or case files** of each case, if they survive, may include original signatures, detailed explanations of the complaint and answer and more.
- W**ritten opinions** describing the facts, the applicable law and the decision of the court may be published in volumes called reporters. All United States Supreme Court's opinions have been published, along with many lower appellate and trial court cases.

Finding Virginia's Federal Court Records

Federal court records are not held in one centralized location but are rather held in the various regional repositories of the National Archives. All archival federal court records are held in three key record groups ("RGs"): RG 21 (District Courts of the United States, including all trial courts including the former Circuit Courts when sitting as trial courts); 267 (Supreme Court); and 276 (U.S. Courts of Appeals). Records of bankruptcy cases formerly included in RG 21 are in the process of being moved into a new Record Group 578. Records from federal courts with jurisdiction in Virginia may be found in the repositories shown below:

NARA Facility	Virginia-related holdings
Archives I	United States Supreme Court [RG 267]
Kansas City	United States Court of Appeals for the Fourth Circuit [RG 276]; Bankruptcy cases from Eastern and Western Districts [RG 21 and RG 578]
Philadelphia	United States District Courts for the Eastern and Western Districts [RG 21]; some Confederate States District Court for the Western District records [RG 21]

There are additionally numerous record groups containing related records, such as those involving federal prosecutors (RG 118, U.S. Attorneys) or investigators (RG 65, Federal Bureau of Investigation, or RG 436, U.S. Bureau of Alcohol, Tobacco, Firearms & Explosives).

A wide range of federal court records, including some from Virginia, have been microfilmed by the National Archives. In many cases, microfilmed records may be accessible directly through the National Archives Catalog or online at FamilySearch.

Records of the courts of the Confederacy—where they survive—are generally held by the National Archives as well. The surviving records from the Western District generally consist of miscellaneous case files of the Staunton Division, 1861-64, and sequestration case files of the Wytheville Division, 1861-64. Those are held in RG 21 in Philadelphia, and actions were often recorded in the same books used by the United States District Court in earlier years. Few records survive from the Eastern District because of a fire in 1863 that destroyed the clerk's office and the Richmond fire in 1865. An order book saved by a deputy clerk is held by the Library of Virginia in its Archives and Manuscripts Room. Microfilm copies of collection of sequestration case files held by a private collector are also available at the Library of Virginia. A published pamphlet of decisions by Confederate Judge James Halyburton as to draft exemptions is available online in digitized book collections such as HathiTrust Digital Library and Internet Archive.

©2023 Judy G. Russell, JD, CG, CGL

RESOURCE LIST

1. Beers, Henry P. *The Confederacy: A Guide to the Archives of the Confederate States of America*. Washington, D.C.: National Archives and Records Administration, 1986.
2. Carter, Howard Marshall. *The Jurisdiction of Federal Courts: As Limited by the Citizenship and Residence of the Parties*. Boston: Little Brown, 1899.
3. Fairman, Charles. *History of the Supreme Court of the United States: Reconstruction and Reunion 1864-88*. Holmes Devise History of the Supreme Court, vol. 6. New York: Macmillan, 1971.
4. Federal Judicial Center. "History of the Federal Judiciary." Official history of the United States Courts. https://www.fjc.gov/history
5. Fish, Peter Graham. *Federal Justice in the Mid-Atlantic South: United States Courts from Maryland to the Carolinas, 1789-1835*. Washington, D.C.: Administrative Office of the U.S. Courts, 2002.
6. —. *Federal Justice in the Mid-Atlantic South: United States Courts from Maryland to the Carolinas, 1836-1861*. Durham, N.C.: Carolina Academic Press, 2015.
7. Hall, Kermit. "The Civil War Era as a Crucible for Nationalizing the Lower Federal Courts." *Prologue* 7, no. 3 (Fall 1975). http://bit.ly/legalgen0208
8. Halyburton, James D. "Decisions ... in the cases of John B. Lane and John H. Leftwich, in relation to ... military service." Pamphlet. Richmond: Ritchie & Dunovant, 1864.
9. Jackson, Vicki and Judith Resnick. *Federal Courts Stories*. New York: Foundation Press, 2010.
10. Klein, Fannie J. *Federal and State Court Systems: A Guide*. Cambridge, MA. : Ballinger Pubs., 1977.
11. Luebking, Sandra; Loretto Dennis Szucs and Arlene H. Eakle. "Court Records," in Szucs, Loretto Dennis and Sandra Luebking, eds., *The Source*, 3d ed. (Provo UT : Ancestry, 2006).
12. McReynolds, R. Michael. *List of Pre-1840 Federal District and Circuit Court Records*. Washington, D.C. : Government Printing Office, 1972.
13. Mullenix, Linda S., Martin H. Redish, and Georgene M. Vairo. *Understanding Federal Courts and Jurisdiction*. New York: Matthew Bender, 1998.
14. National Archives and Records Administration, Washington, D.C. Records of the United States Courts of Appeals (RG 276). Finding aid: http://bit.ly/legalgen0205
15. —. Records of the District Courts of the United States (RG 21). Finding aid: http://bit.ly/legalgen0204
16. —. Records of the Supreme Court of the United States (RG 267). Finding aid: http://bit.ly/legalgen0206
17. —. *Federal Court Records: A Select Catalog of National Archives Microfilm Publications*. http://bit.ly/legalgen0083
18. Naylor, Chris. "'You have the body': Habeas Corpus Case Records of the U.S. Circuit Court for the District of Columbia, 1820–1863." *Prologue* 37, no. 3 (Fall 2005). http://bit.ly/legalgen0209
19. Robinson, William M. *Justice in Grey: A History of the Judicial System of the Confederate States of America*. Cambridge, Mass. : Harvard University Press, 1941.
20. Rose, Christine. *Courthouse Research for Family Historians*, 2d ed. San Jose, California : CR Publications, 2020.
21. Simonton, Charles Henry. *The Federal Courts: Their Organization, Jurisdiction and Procedure*. Richmond, Va.: Johnson Publishing, 1896.
22. Warren, Charles. *The Supreme Court in United States History*. 3 vols. Boston: Little Brown, 1922-1926. Volume 1: https://bit.ly/legalgen0600 Volume 2: https://bit.ly/legalgen0601 Volume 3: https://bit.ly/legalgen0603
23. Wilson, Don W. "Federal Court Records in the Regional Archives System." *Prologue* 21, no. 3 (Fall 1989): 176-177. [Note: read for coverage, not for record locations as to which this is outdated]

URLs verified as of 1 March 2023

©2023 Judy G. Russell, JD, CG, CGL

Women's Records: Researching the World of Our Female Ancestors

Sylvia Tracy-Doolos Sylvia@NewLeafGenealogy.com

Background

Records are generated based on the needs of the government, the church, the courts, or the people. Records prove something of significance; what you own or owe, whom you belong to or who belongs to you, and what you are entitled to. While women's lives caused fewer records to be created than men's lives, similar records were created. Our goal is to more effectively research our female ancestors and provide context for the lives they lived.

The following timeline will provide context for the lives of our female ancestors, while the presentation will provide samples of records and effective search strategies.

17th century

- 1637 Anne Hutchinson was banned from Massachusetts as a heretic for defying gender norms by preaching within her Puritan community.
- 1638 Margaret Brent becomes the first woman lawyer in America in the Colony of Maryland. She was a major landowner and served as the executrix for Governor Calvert.
- 1655 Elizabeth Key successfully sued for her freedom. Her mother was an enslaved woman in Virginia, and her father was a white planter. Laws were changed as a result of the lawsuit, so a child's status was based solely on the mother's status.

18th century

- 1727 Ursuline Academy was founded in New Orleans for girls' education.
- 1742 Bethlehem Female Seminary established in Germantown, Pennsylvania.
- 1745 Susanna Wright became a prothonotary in the Commonwealth of Pennsylvania.
- 1765 Jenny Slew successfully sued as a mulatto spinster in Massachusetts.
- 1773 North Carolina women, led by Penelope Barker, signed the Edenton Proclamation calling for the boycott of British goods.
- 1776 Abigail Adams makes a plea to her husband, "Remember the ladies" in the Constitution. The Constitution avoided women's status, using the neutral "men." Some women could vote based on property and status as a head of the household.
- 1787 Young Ladies Academy, Philadelphia, Pennsylvania, opened with one-hundred students.
- 1790 1st U.S. Census—Number of Free White Females was recorded.

- 1790 New Jersey explicitly allowed women the vote until 1807.
- 1792 Litchfield Female Academy in Connecticut began a movement toward higher education for women, spawning other schools.
- 1797 Lucy Terry Prince of Vermont was the first woman to argue her case before a Supreme Court.

19th century

- 1800 2nd U.S. Census—Number of Free White Females by age group was recorded.
- 1807 New Jersey took away a woman's right to vote. Suffrage now limited to white, male, landowners.
- 1809 Mary Kies became the first woman to receive a U.S. Patent under the Patent Act of 1790.
- 1810 3rd U.S. Census—Number of Free White Females by age group was recorded.
- 1820 4th U.S. Census—Number of Females by age group recorded (all females).
- 1825 Anne Laura Clarke, a popular educator and lecturer, used a "magic lantern" to enhance her lectures with projected images.
- 1826 First public high schools for girls were opened in New York and Boston.
- 1830 5th U.S. Census—Number of Females by age group recorded.
- 1831 Mississippi College became the first coeducational college in the U.S. to grant a degree to a woman.
- 1838 Kentucky widows with children in school are granted "school suffrage."
- 1839 Georgia Female College in Macon, GA, opened its doors. First college in the world chartered to grant bachelor's degrees to women.
- 1839 Mississippi passed the Married Woman's Property Act, followed by other states. Gave women's property protection from their husband's creditors.
- 1840 6th U.S. Census—Number of Free White Females by age group.
- 1848 The first convention to discuss women's rights in Seneca Falls, NY. Three hundred attended, and 100 women and men signed the "Declaration of Sentiments".
- 1848 Abigail Bush became the first woman to chair a women's rights convention.
- 1849 Elizabeth Blackwell became the first licensed woman physician in the U.S. at the Geneva Medical College in New York.
- 1850 7th U.S. Census—Every name index begins.
- 1850 Sojourner Truth, a formerly enslaved woman, became an itinerant preacher and an advocate for human and women's rights.
- 1850 Harriet Tubman joined the Underground Railroad efforts, leading slaves to freedom.
- 1850 First National Woman's Rights Convention was held in Worcester, MA. One-thousand people attended.

- 1851 The "bloomer," named after Amelia Bloomer, was designed to urge reform in women's fashion. Corset use slowly began to wane.
- 1855 Lucy Stone married Henry Blackwell and kept her maiden name. Other women follow suit.
- 1858 Mary Fellows became the first woman west of the Mississippi River to receive a baccalaureate degree at Cornell College in Mount Vernon, IA.
- 1860 8th U.S. Census—Every name index
- 1860 The University of Iowa became the first coeducational state university.
- 1861 Civil War allowed/forced women to take on new roles. Women replaced men at home and in the workforce.
- 1861 Women in Kansas were granted the vote in school board elections.
- 1862 Homestead Act of 1862 opened Federal lands to women.
- 1866 The Young Women's Christian Association (YWCA) was founded in Boston, MA. Their mission was to protect and empower women.
- 1868 The Fourteenth Amendment was ratified, with the term "Male" being used for the first time in a Constitutional amendment.
- 1868 The *Chicago Legal News* was started by Myra Bradwell, who served as Editor. It included a column on "Law Relating to Women."
- 1868 Women's suffrage amendment was first introduced in Congress by Senator S.C. Pomeroy of Kansas.
- 1868 Women in Vineland, NJ, cast ballots in a separate ballot box during the presidential election, inspiring others to follow suit.
- 1869 Arabella Mansfield became the first female lawyer in the U.S. after being admitted to the bar in Iowa.
- 1869 Wyoming Territory granted women the vote, followed by four other Western states.
- 1870 9th U.S. Census—Every name index, with male citizenship questions added.
- 1870 Jennie Spencer became the first woman admitted to Cornell University in NY but withdrew after a few weeks.
- 1872 Victoria Claflin Woodhull ran for President, with Frederick Douglas as her running mate.
- 1873 Comstock Act banned the use of the postal system to deliver any device to prevent pregnancy.
- 1874 The University of California ruled that women should be admitted on an equal basis to men.
- 1877 Helen Magill became the first woman to earn a Ph.D.
- 1880 10th U.S. Census—Every name index

- 1880 Belva Lockwood became the first woman to argue a case, Kaiser v. Stickney, before the Supreme Court.
- 1882 Both houses of Congress appoint Select Committees on Woman Suffrage, reporting it favorably. U.S. Senate voted it down in 1886 & 1887.
- 1887 Kansas grants women municipal suffrage. Utah revokes women's voting rights.
- 1889 Hull House was founded in Chicago, IL, by Jane Addams and Ellen Gates Starr. Their mission was to protect women and the working classes.
- 1890 11th U.S. Census—Every name index
- 1890 The American Federation of Labor declares support for a woman suffrage amendment.
- 1890 Wyoming was admitted to the Union and included full enfranchisement to women in its state constitution.
- 1890s Colorado, Utah, and Idaho enfranchise women.
- 1895 Bicycles make bloomers a popular and fashionable option while allowing women freedom to venture farther from home.

20th century

- 1900 12th U.S. Census—Every name index – motherhood questions added, including mother of how many children, and how many living children
- 1903 Marie (Sklodowska) Curie was the first woman awarded a Nobel Prize.
- 1910 13th U.S. Census—Every name index – motherhood questions include mother of how many children, and how many living children
- 1910s Twelve northern and western states and the Alaskan Territory enfranchise women.
- 1911 National Association Opposed to Woman Suffrage (NAOWS) was founded.
- 1911 The Triangle Shirtwaist factory fire in New York City leads to legislation protecting workers, with some focus on female workers' rights.
- 1916 Margaret Sanger opens the first birth-control clinic. It was quickly shut down by the Brooklyn, NY, vice squad.
- 1916 Jeannette Rankin becomes the first woman elected to Congress.
- 1918 President Wilson states his support for a women's suffrage amendment. It was passed by the House but defeated in the Senate.
- 1919 Six states allow presidential suffrage for women.
- 1920 14th U.S. Census—Every name index, and motherhood questions are dropped.
- 1920 19th Amendment ratified, guaranteeing American women the right to vote.
- 1921 Edith Wharton became the first woman to win a Pulitzer Prize.
- 1923 Alice Paul proposed the Equal Rights Amendment. It was passed by Congress in 1972 but has never received full ratification by the states.

- 1930 15th U.S. Census—Every name index and subsequent censuses
- 1932 First woman appointed to the Senate, Hattie Wyatt Caraway, of Arkansas. She retained her seat in the election of 1933.
- 1933 First woman in the U.S. Cabinet, Frances Perkins, became Secretary of Labor.
- 1942 Women's military service branches were established.
- 1961 U.S. Supreme Court ruling in Hoyt v. Florida ruled that laws denying women the right to be seated on juries were unjust.
- 1964 Federal Civil Rights Act passed prohibiting discrimination on the basis of race, color, religion, sex, or national origin.
- 1964 The first shelter for battered women in the U.S. opened in California.
- 1972 Title IX of the Education Amendments Act provides equal access to education and athletic resources.
- 1974 Marital rape was outlawed beginning in Michigan and Delaware, followed by all other states by 1993.
- 1981 Sandra Day O'Connor became the first woman appointed to the Supreme Court.

Summary

Our nation has come a long way from its colonial beginnings. The rest of the world has too! Many events in our history reflect what was going on throughout the world. Slavery came and went in the same way as revolutions, wars, and empires. Women's lives changed, but so did men's lives. My intent is not to be critical of our male ancestors, but to provide contexts for all our ancestors' lives. Every man, woman, and child did their best under the circumstances they were presented with. Women's records are seldom unique, but we should always search for them because women's records can be found in unexpected collections.

Resources – Websites

Discovering American Women's History Online. digital.mtsu.edu/cdm/landingpage/collection/women

Library of Congress. American Women: A Guide to Women's History Resources. guides.loc.gov/american-women

National Parks Service, *Sojourner Truth: Ain't I A Woman*. nps.gov/articles/sojourner-truth.htm

National Women's History Museum. womenshistory.org/students-and-educators/biographies

Understanding the History of the Federal Census.
census.gov/history/www/through_the_decades/overview/

Resources - Books & Articles

Alcott, Louisa May. *Hospital Sketches.*

Burman, Barbara & Ariane Fennetaux. *The Pocket: A Hidden History of Women's Lives.*

Collins, Gail. *America's Women: 400 Years of Dolls, Drudges, Helpmates, and Heroines*.

DeJean, Joan. *Mutinous Women: How French Convicts Became Founding Mothers of the Gulf Coast.*

Dorsey Sanford, Mollie. *Mollie: The Journal of Mollie Dorsey Sanford.*

Fox-Genovese, Elizabeth. *Within the Plantation Household: Black and White Women of the Old South.*

Ganter, Granville. *Mistress of Her Art: Anne Laura Clarke, Traveling lecturer of the 1820s.* The New England Quarterly https://doi.org/10.1162/TNEQ_a_00418

Green, Harvey. *Light of the Home: An Intimate View of the Lives of Women in Victorian America*.

Grunwald, Lisa, Editor. *Women's Letters: America from the Revolutionary War to the Present*.

Hufton, Olwen. *The Prospect Before Her: A History of Women in Western Europe 1500-1800.*

Lindenmeyer, Kriste. *Ordinary Women, Extraordinary Lives: Women in American History*.

McCall, Laura, Editor. *A Shared Experience: Men, Women, and the History of Gender.*

Monnett, John H. *Colorado Profiles: Men and Women Who Shaped the Centennial State.*

Newman, Louise Michele. *White Women's Rights: The Racial Origins of Feminism in the United States.*

Roberts, Cokie. *Founding Mothers: The Women Who Raised Our Nation.*

Spruill, Julia Cherry. *Women's Life & Work in the Southern Colonies*.

Wheeler, Sara. *O My America!: Six Women and Their Second Acts in a New World.*

©2023 NEW LEAF GENEALOGY

OVERCOMING RECORD DESTRUCTION WITH INDIRECT EVIDENCE, INCLUDING atDNA: A CASE STUDY

BOARD FOR CERTIFICATION OF GENEALOGISTS© SKILLBUILDING LECTURE

Thomas W. Jones, PhD, CG, FASG, FUGA, FNGS ♦ Tom@JonesResearchServices.com

Description: This lecture explains and demonstrates, via a specific case study, how to use atDNA to strengthen weak conclusions from documentary evidence in contexts of record scarcity.

Background Information

- In 1854–55 Jones siblings Virginia and Robert (later Charles Robert), in their mid-teens, were orphaned in Caroline County, Virginia.
- Their guardian took them to Covington County, Alabama, where a paternal uncle became their guardian.
- In 1860 Robert lived in the guardian's household, but Virginia did not.
- Virginia Jones likely had married in the late 1850s, and the marriage was recorded. Covington's courthouse, however, burned multiple times after 1860.
- The area's newspapers date from 1889 with large gaps in the early years.
- The state's death records begin in 1908, again with gaps.
- Applicable church records are absent or uninformative.

A viable candidate for Virginia Jones

- In the 1970s a granddaughter of the Jones orphans' guardian told her nephew that Virginia Jones had "married a medical doctor by the name of Brooks. Nothing is known of her after that or of her descendants."
- Virginia Brooks, wife of Henry Brooks, a farmer, was enumerated in 1860 three households after the household of the Jones orphans' guardian.
- The ages of children in the Brooks's 1860, 1870, and 1880 households suggest that Virginia (—?—) and Henry Brooks married in the late 1850s.
- Virginia Brooks was born in Alabama to Virginia-born parents.
- The names of the Brooks household's children resemble names of Virginia Jones's relatives in Caroline County, Virginia.

Alternative candidates

- Virginia Hawkins, wife of Henry Brooks and with no named parents, appears in *Ancestry* family trees, *FamilySearch*'s "Family Tree," and elsewhere.
- Virginia Jane Watson, wife of Henry Brooks and daughter of Ezekiel and Nancy (Matthews) Watson, appears in *Ancestry* family trees, *Find A Grave,* and elsewhere.

Copyright © 2023 by Thomas W. Jones.

#NGS2023GEN

Recruiting atDNA test takers

- Tracing descendants of Henry and Virginia Brooks and of Charles Robert Jones and his wife down to living people
- Finding contact information for potential test takers
- Finding descendants who already tested
- Finding and joining the "Coopers and Cousins" *FaceBook* group
- Working through intermediaries, when possible, to recruit their relatives

The test takers

- Participants were seven Brooks descendants in five lines of descent through four children of Henry and Virginia's daughter Jane (Brooks) Cooper and eight Jones descendants in six lines of descent through Charles Robert Jones's two children.
- Traced descendants who had not already taken a DNA test consented to test.
- AncestryDNA tested eleven test takers; FamilyTreeDNA, three; and 23andMe, one.
- Eleven of the fifteen test takers agreed to having their results on GEDmatch.
- All test takers but one agreed to have their names and kit numbers published. The holdout allowed the reasearcher to use and share DNA data and name, but not the kit number. Two test takers are deceased.
- The Brooks test-takers, bridging two generations, have five close relationships: sibling, uncle-niece, first cousin, first cousin once removed, and second cousin.
- The Jones test takers, also bridging two generations, have six close relationships: sibling, first cousin, half first cousin, first cousin once removed, second cousin, and second cousin once removed.

Within-group comparisons

- Pairing each Brooks test taker with each of the other Brooks test takers results in twenty-one pairs. Two pairs, with test results on separate websites, are not comparable to each other, but they are comparable to other Brooks descendants.
- Pairing each Jones test taker with each of the other Jones test takers results in twenty-eight pairs. Nine pairs, with atDNA results on separate websites, are not comparable with each other, but they are comparable with the other Jones descendants.
- The Brooks and Jones test takers' cross-tabulated within-group comparisons show that their respective documented interrelationships and descents from Virginia (—?—) Brooks or Charles Robert Jones are genetic relationships:
  - All the Brooks test takers share atDNA with all the other comparable Brooks test takers; all the Jones test takers share atDNA with all the other comparable Jones test takers.
  - Twenty-five of the thirty-eight shared-DNA amounts lie within one standard deviation of the relationship's average in the Shared Centimorgan Project (ScMP). That region contains the largest number of the reports to the ScMP of a relationship and shared-atDNA amount.
  - All thirty-eight shared-atDNA amounts lie within the ScMP's range for the respective pair's documented relationship.

Copyright © 2023 by Thomas W. Jones.

Cross-group comparisons

- Pairing each of Virginia Brooks's seven test-taking descendants with each of Charles Robert Jones's eight test-taking descendants yields fifty-six pairs. Individuals in ten pairs, with atDNA data on different websites, are not comparable with each other, but they are comparable with the other test takers.
- The forty-six comparisons form three categories:
  1. Test takers in the older Brooks generation paired with test takers in the older Jones generation (nineteen comparisons)
  2. Test takers in the older Brooks generation paired with those in the younger Jones generation and test takers in the older Jones generation paired with those in the younger Brooks generation (twenty-three comparisons)
  3. Test takers in the younger Brooks generation paired with test takers in the younger Jones generation (four comparisons)
- Given their genetic interrelationships, each group's pairs share one relationship. The group-1 pairs' relationship is a half-generation above the group-2 pairs' relationship, which is a half-generation above the group-3 pairs' relationship. Each group's relationship reflects Virginia Brooks and Charles Robert Jones's relationship, if any.

Results of cross-group comparisons

- Forty-three of the forty-six paired Brooks and Jones descendants share measurable amounts of atDNA.
- That sharing says the two sets of descendants are genetically related, but not how.

Eliminating competing ***ancestral*** hypotheses

- This study focuses on Virginia Brooks and Charles Robert Jones, but someone else could have been the source of the atDNA that Brooks and Jones descendants share:
  - The Brooks test takers inherited atDNA not just from Virginia's unnamed ancestors but also from her Brooks husband and her Cooper son-in-law. Their documented ancestral surnames for two further generations are Brooks, Cobb, Cooper, McIntosh, Prestwood, and Shiver.
  - The Jones test takers share atDNA not just from Charles Robert Jones's ancestors but also from the ancestors of his wife, Rebecca Elizabeth (Collier) Minchin Jones. Their documented ancestral surnames for two further generations are Blanchard, Boyd, Bruce, Collier, Doggett, Jones (twice), and Roberts.
- All the Jones test-takers' ancestral surnames differ from the Brooks test-takers' ancestral surnames, helping eliminate all but Virginia Brooks's parents as the source of the atDNA that her descendants share with Charles Robert Jones's descendants.
- The Brooks-Jones shared atDNA could have come from either Charles Robert Jones or his wife, Rebecca Elizabeth (Collier) Minchin Jones. Location favors Charles:
  - Charles Robert, his parents, and Virginia (—?—) Brooks's unnamed parents were born in the Commonwealth of Virginia.
  - Rebecca (Collier) Jones had no Commonwealth of Virginia connection for at least two further generations. She and her mother were born in Georgia. Her mother's parents were born in Georgia or left records there. Her father was born in South Carolina to parents who were born there or left records there.

Copyright © 2023 by Thomas W. Jones.

Eliminating competing *relationship* hypotheses

This study uses the forty-eight relationships in theShared Centimorgan Project (ScMP) as hypotheses for the relationship within the nineteen pairs of group-1 test-takers, those most closely related, respectively, to Virginia or Charles Robert. Documentary and DNA evidence eliminates or weakly supports forty-seven of those hypotheses:

- The Brooks test takers share too little atDNA with their Jones counterparts to have any of the seventeen closest relationships from the ScMP (parent-child through half great-great-aunt/uncle/niece/nephew).
- They share too much atDNA for any of the eighteen most-distant relationships from the ScMP (fourth cousin through eighth cousin).
- Eight mid-range test-taker relationships imply Virginia and Charles Robert were parent and child, grandparent and grandchild, and great-grandparent and great-grandchild. Their birth years are too close for any of those relationships.
- Two further mid-range test-taker relationships imply that Charles Robert's parents, Charles and Jane E. (Jones) Jones, had a child who lived to adulthood and was neither Charles Robert nor Virginia, or that Charles or Jane E. had a sibling Virginia. No documentary source implies the existence of such a person.
- Another possible mid-range test-taker relationship implies that Charles Robert's children were half siblings to Virginia's children, but no documentary source suggests that either of them had a child with more than one partner.
- Another mid-range hypothetical relationship for group-1 test takers implies that Charles Robert and Virginia were half siblings, but no documentary source suggests that Charles Robert was or had a half sibling.
- The only supportable hypothesis is that the group-1 test takers are pairs of third cousins. Their genetic great-grandchild relationship to, respectively, Virginia Brooks and Charles Robert Jones imply that Virginia and Charles Robert were full siblings.

Major points from this case study

- To the extent possible, use intermediaries to recruit DNA test-takers.
- Aggregate (sort and group) genetic data, and use the aggregation to test hypotheses.
- Test multiple hypotheses, helping you avoid confirmation bias.
- Incorporate descriptive statistics (like averages, standard deviations, and ranges) into your analyses.
- Use multiple test takers' relationships to help you establish ancestral relationships.
- When you can, use DNA evidence to help you resolve conflicting information.

Source material

Bettinger, Blaine T. *The Shared cM Project: Version 4.0 (March 2020)*, PDF; download from Bettinger, *The Genetic Genealogist* (https://thegeneticgenealogist.com/2020/03/27/version-4-0-march-2020-update-to-the-shared-cm-project/).

Jones, Thomas W. "The Recordless Marriage of Virginia Jones from Caroline County, Virginia, and Henry Brooks of Covington County, Alabama," paper accepted for publication by the *National Genealogical Society Quarterly*.

Copyright © 2023 by Thomas W. Jones.

Finding Lot Higby:
An Introduction to Searching for Virginia's Free and Enslaved African Americans
Cara Griggs
cara.griggs@lva.virginia.gov

TIMELINE

1607: English settlement at Jamestown

August 1619: The English ship *White Lion* leaves approximately 20 Africans at Point Comfort.

1640: John Punch of Virginia is the first person known to be sentenced to lifetime servitude in the colonies.

1662: Whether a child is born enslaved or free depends on whether his or her mother is enslaved or free. This meant that those who are enslaved are enslaved for life.

1691: Enslavers who free their enslaved people have to pay to have them transported out of Virginia within 6 months.

1705: "An Act Concerning Servants and Slaves:"

- Whites and African Americans cannot not legally marry.
- Those who apprehended runaway enslaved individuals are to be rewarded.
- Punishing an enslaved person to death is not a crime.
- If an enslaved person is condemned to death, the enslaver is to be reimbursed.

1775: Enslavers whose enslaved people are sentenced to be transported are reimbursed.

1778: Enslaved individuals cannot be imported from Africa into Virginia. The United States ended the international slave trade in 1808.

1778: Those who manumit enslaved people are required to continue to provide for them.

1793: Registration of free African Americans begins in towns (and in counties in 1803).

1793: Free African Americans are not allowed to enter Virginia.

1806: Once manumitted, a formerly enslaved person must leave Virginia within 12 months of gaining his or her freedom, or he or she will forfeit his or her freedom. May petition the General Assembly to remain (and local courts in 1837).

1856: Voluntary self-enslavement is permitted

April 12, 1861: Virginia secedes from the Union on April 17, 1861, and is not readmitted to the Union until January 26, 1870.

March 3, 1865: Bureau of Refugees, Freedmen, and Abandoned Lands (Freedmen's Bureau) created**.** It was abolished by law on June 10, 1872.

April 9, 1865: Confederate General Robert E. Lee surrenders the Army of Northern Virginia, and the Civil War was basically over

December 6, 1865: Ratification of the 13th Amendment to the U.S. Constitution abolishes slavery

RESEARCH SUGGESTIONS

Determining if an Individual Is Enslaved or Free

- Federal census population schedules
  - Virginia census records: 1810–1880, 1900–1950
    - Name only head of household until 1850
    - Name only those who are free until 1870
  - Provide a snapshot of who is in a household, who the neighbors are, relationships, approximate ages, residence, and places of birth
  - May not be accurate, so confirm information by using other records
  - "Slave Schedules" for 1850 and 1860 are separate from the population schedule and list names of enslavers and note only the age, color, and gender of enslaved individuals
- Personal property tax records
  - Begin in 1782
  - Include: head of household's name, number of free males over a certain age, number of enslaved people over a certain age, livestock, household items such as clocks
  - May contain separate lists of whites and African Americans
- "Free Negro Lists"
  - Begin in 1801
  - Include: name, gender, residence, occupation
  - Manuscript lists or included in personal property tax books
- "Free Negro Registers"
  - Begin in 1793 for towns and 1803 for counties
  - Include: name, age, color and stature, by whom and through what court emancipation was obtained, if the individual was born free

Searching for Free African Americans

- Use records that are basic to genealogical research, including census records, tax records, and local records such as deeds, wills, and court order and minute books that chronicle the actions that came before the court
- Continue to use records that are unique to African American research in Virginia, such as "Free Negro Lists" and "Free Negro Registers."
  - If a "Free Negro Register" does not survive for a locality, search court order and minute books that may contain similar information or at least a reference that an individual came to court to register.

- Delinquent tax lists: African Americans were hired out until their taxes were paid

Between Slavery and Freedom

- Deeds of Manumission
  - Deed books from local court records
  - Indexes within individual books or a multi-year microfilmed index
  - Published indexes and abstracts
- Wills and Estate Records
  - Will books from local court records primarily
  - Indexes
    - Online Index to Wills and Administrations: 1628–1800 (incomplete)
    - Clayton Torrence's *Virginia Wills and Administrations: 1632–1800*
    - Wesley Pippenger's *Index to Virginia Estates: 1800–1865*
    - Indexes within individual books or a multi-year microfilmed index
  - Published abstracts
- Petitions to remain in the commonwealth
  - 1806 to 1865 at the state level
    - Legislative petitions
    - Published journals of the Senate of Virginia and House of Delegates for readings of bills and votes taken on them
    - *Index to Enrolled Bills of the General Assembly of Virginia: 1776–1910* by John W. Williams—if name is included, action was taken
    - *Acts of the Assembly* for outcome if action taken
  - 1837 to 1865 at the local level
    - Local court order and minute books
    - Loose papers for original petitions

Identifying the Enslaver

- Identify and research enslavers in the area where the research subject lived
- Individuals who interacted with the enslaved or formerly enslaved individuals and their families, such as those who had labor contracts with them as documented in the records of the Bureau of Refugees, Freedmen, and Abandoned Lands (Freedmen's Bureau), could have prior connections
- Search any relevant database into which you can type names
  - Virginia Untold for the Library of Virginia's and Virginia Museum of History and Culture's collections

  - Lost Records Localities Digital Collection for localities that have lost records
  - Early records of the Freedman's Savings and Trust Company (Freedman's Bank) note names of former enslavers
- Any relevant archive for records of the enslaved and the enslavers in the area
- Bureau of Vital Statistics birth and death records (if name and locality of an individual who was born or died enslaved between 1853 and 1865 are known)—name of enslaver in record
  - Leslie Anderson Morales and Ada Valaitis's *Virginia Slave Birth Index: 1853–1865*
- Federal census population schedules and 1850 and 1860 "slave schedules" for enslavers in the area
- Federal census population schedule for 1870 for former enslavers who live near research subject

Researching the Enslaver and Those who Were Enslaved

- Estate records: wills, inventories, accounts, guardian records
- Chancery court records for those who died intestate or for disputes involving enslaved people
  - Order books contain a complete record but are only summaries
  - Chancery Records Index for case files
- Personal papers or bible records of the enslaver for births and deaths of enslaved people and correspondence and records for other references
- Compile genealogy of the enslaver's family because numerous individuals in the family may have contact with the research subject
- Advertisements for fugitives from slavery
- Records of houses of worship may note names of enslavers of members
- Colonial tithable (head tax) records and personal property tax records (beginning in 1782) for numbers of enslaved people
- Legislative petitions for petitions to transport an individual into Virginia

BIBLIOGRAPHY

Library of Virginia: Records

- African American Research at the Library of Virginia to 1870: lva-virginia.libguides.com/african-american
- Chancery Records Index: virginiamemory.com/collections/chancery/
- County and City Records on Microfilm: lva.virginia.gov/public/local/
- Death Index of Virginia, 1853–1896 (Incomplete): lva-virginia.libguides.com/death-index
- Digital Collections: virginiamemory.com/collections/
- Land Tax Records: lva.virginia.gov/public/guides/landtax.asp
- Legislative Petitions: lva-virginia.libguides.com/petitions
- Library of Virginia Catalog: lva.primo.exlibrisgroup.com/discovery/search?vid=01LVA_INST:01LVA&lang=en
- Library of Virginia Catalog User Guide: lva.virginia.gov/public/guides/GettingStarted_primo.pdf
- Lost Records Localities Digital Collection: virginiamemory.com/collections/lost
- Personal Property Tax Records: lva.virginia.gov/public/guides/pptax.htm
- Research Guides and Indexes: lva.virginia.gov/public/using_collections.asp#_guides
- Virginia Untold: The African American Narrative: virginiamemory.com/collections/aan/
- Wills and Estate Records Index: https://lva-virginia.libguides.com/wills

Library of Virginia: General Information

- Calendar of Events: lva-virginia.libcal.com/
- Contact Us: lva.virginia.gov/about/contact.asp
- Library of Virginia: lva.virginia.gov
- Policies and Guidelines: lva.virginia.gov/about/policies/default.asp
- Visitors' Guide: lva.virginia.gov/about/visit.asp

Publications and Databases

Ancestry: ancestry.com
- Federal records, including census records and records of the Bureau of Refugees, Freedmen, and Abandoned Lands
- Indexed Virginia Bureau of Vital Statistics records

Cornell University, *Freedom on the Move*: freedomonthemove.org/
- Database of advertisements for fugitives from slavery

FamilySearch: familysearch.org/
- Federal records, including census records and records of the Bureau of Refugees, Freedmen, and Abandoned Lands
- Indexed Virginia Bureau of Vital Statistics records
- Search for unindexed local records in their catalog
- *Using the FamilySearch Database at the Library of Virginia* with David Rencher: youtube.com/watch?v=-PVSYGRgZ4E

Guild, June Purcell. *Black Laws of Virginia: A Summary of the Legislative Acts of Virginia Concerning Negroes from Earliest Times to the Present*. Lovettsville, VA: Willow Bend Books, 1996. Originally published by Whittet and Shepperson, 1936.

Heinegg, Paul, *Free African Americans of Virginia, North Carolina, South Carolina, Maryland, and Delaware*: freeafricanamericans.com/

Hening, William Waller. *The Statutes at Large: Being a Collection of All the Laws of Virginia, From the First Session of the Legislature in the Year 1619*. Charlottesville, VA: Published for the Jamestown Foundation of the Commonwealth of Virginia by the University Press of Virginia, 1969.

McGinnis, Carol. *Virginia Genealogy: Sources and Resources*. Baltimore: Genealogical Publishing Company, 1993.

The Newberry Library, Dr. William M. Scholl Center for American History and Culture, *Atlas of Historical County Boundaries*: digital.newberry.org/ahcb/index.html.

Shepherd, Samuel. *Statutes at Large*. 3 vols. Richmond, VA: S. Shepherd, 1835–1836.

Sperry, Kip. *Reading Early American Handwriting*. Baltimore, Genealogical Publishing Company, 1998.

Virginia Chronicle: virginiachronicle.com/

Virginia Newspaper Directory: lva.virginia.gov/public/vnp/

F253

Nicka Sewell Smith
Shifting the Paradigm with New African American Communities on AncestryDNA®

No Syllabus Provided. Take Notes.

F253

Nicka Sewell Smith
Shifting the Paradigm with New African American Communities on AncestryDNA®

No Syllabus Provided. Take Notes.

F254: Researching Digitized Bureau of Indian Affairs Records at the National Archives in Washington, D.C.

Rose Buchanan
rose.buchanan@nara.gov
Subject Matter Expert for Native American Related Records
National Archives and Records Administration (NARA)
Website: archives.gov

NARA is the repository of the permanently valuable historical records of the U.S. government. NARA houses numerous records related to the federal government's interactions with Native Americans from the Revolutionary War era to, in some instances, the present. These records include treaties, census rolls, allotment records, military service records, federal Indian boarding school records, maps, photographs, and much more.

The Bureau of Indian Affairs (BIA), initially known as the Office of Indian Affairs (OIA), created many of these records. The BIA is responsible for managing the federal government's relationship with federally recognized American Indian and Alaska Native tribes. A brief history of the agency is available on the BIA's website: bia.gov/bia.

The National Archives in Washington, DC (Archives 1), is located at 700 Pennsylvania Avenue NW, Washington, DC, 20408; see archives.gov/dc. Archives 1 has historical textual records of the BIA headquarters in Record Group 75. These records date from approximately 1800 to the 1970s (with gaps) and are arranged according to the BIA's historical filing schemes. Although the BIA has never maintained a consolidated list of all individuals with Native American heritage, numerous series (i.e., collections) of BIA headquarters records can be useful for researching Native American ancestors.

BIA headquarters records can be divided chronologically into four time periods, which reflect changes in bureaucratic structure and recordkeeping practices as well as changes in the federal government's approach to Indian affairs over time. The availability of BIA records about individual Native Americans varies depending on the time period.

Time Period: 1800–1823

The Secretary of War initially oversaw most federal activities related to Indian affairs. An exception was the federally operated factory system of trade with American Indian tribes, which was overseen by the Office of Indian Trade. Because of two fires in the

War Department (the first in 1800 and the second during the War of 1812), few Executive Branch records related to Indian affairs prior to 1814 have survived.

During the 1800–1823 period, the federal government was primarily concerned with establishing trade and negotiating treaties with American Indian nations as a whole, not with documenting individual Native Americans. Consequently, relatively few Native Americans are mentioned by name in early federal records. Exceptions include Tribal leaders and representatives who may have signed treaties or received "gifts" (e.g., trade goods) from government officials on behalf of their tribes. Non-Native traders, missionaries, and federal employees can also be mentioned in these records.

Most records in Record Group 75 from the 1800–1823 period have been microfilmed and digitized. The records consist primarily of correspondence and fiscal accounts. For more information and links to digitized records, see:
archives.gov/research/native-americans/bia/correspondence#1800-1823

Time Period: 1824–1880

Federal activities related to Indian affairs increased in the early 1800s to the point where the Secretary of War established the BIA in the War Department in 1824. Congress authorized a Commissioner of Indian Affairs in 1832. The BIA was organized in a three-tier hierarchy for most of this period:

1. ***Indian agencies*** provided services to a specific tribe or tribes.

2. ***Superintendencies*** oversaw Indian agencies within a defined area, territory, or state. Superintendencies were discontinued in the 1870s, after which Indian agents reported directly to headquarters.

3. ***BIA headquarters*** oversaw all lower offices and reported to a Cabinet-level official. Initially, this was the Secretary of War. However, in 1849, the BIA was transferred to the newly created Interior Department and reported to the Secretary of the Interior.

For more information about the BIA's structure during this period, see:
historyhub.history.gov/community/american-indian-records/blog/2021/04/05/office-of-indian-affairs-superintendency-records-1819-1878

BIA records between 1824 and 1880 reflect key aspects of the federal government's approach to Indian affairs during this period, especially the forced removal of many

tribes from their homelands to reservations after Congress passed the Indian Removal Act in 1830. Records also increasingly document Native Americans on an individual level as the federal government kept track of tribal members who were subject to removal and who were owed payments from annuities promised in removal treaties. However, the level of detail varies among these records, with records created at the local level (i.e., Indian agency level) typically more useful for researching individuals than records created at the headquarters level.

BIA records from this period include correspondence and related registers, "rolls" (i.e., lists of Native Americans created for a specific purpose), reports, applications (e.g., for land reserves), and more. Most superintendency records and many headquarters-level correspondence series have been microfilmed and digitized. For links, see: archives.gov/research/native-americans/bia/correspondence#1824-1907

Some BIA records related to removal are found in specific series in Record Group 75, while others are interfiled among large series of correspondence. For examples related to the Cherokee, see "Records Pertaining to Cherokee Removal, 1836–1839": archives.gov/research/native-americans/cherokee-removal. Some—but not all—removal records have been digitized. Search the National Archives Catalog (catalog.archives.gov) by Record Group number (i.e., "75") and keyword (e.g., "removal") to find descriptions of additional records.

Time Period: 1881–1907

Records created and maintained by Indian agencies from roughly 1880 onward are typically held at NARA's field offices; see "Navigating Record Group 75" for a list of BIA agencies (arranged by state) and the NARA research facility that houses each agency's records: archives.gov/research/native-americans/bia-guide.

Archives 1 has BIA headquarters records from 1880 onward. These records reflect a major shift in the federal government's approach to Indian affairs in this period: instead of signing treaties with tribes and removing them to reservations, the government increasingly enacted policies and programs to encourage or force Native Americans to assimilate into American settler society.

One such policy was allotment, which involved breaking up reservations, assigning land parcels to individual Native Americans, and selling "surplus" lands (i.e., parcels not assigned to tribal members). Allotment pressured Native Americans to adopt Western methods of agriculture and land ownership. It also caused millions of acres of

Native land to be transferred to non-Native ownership. For more information, see: archives.gov/milestone-documents/dawes-act and iltf.org/land-issues/history/.

The federal government also increasingly established off-reservation boarding schools for Native Americans during this period. Carlisle Indian Industrial School, founded in 1879 in Carlisle, Pennsylvania, was among the first such schools. These schools attempted to force students to assimilate into Western culture by preventing them from speaking their Native language, wearing non-Western clothing, and practicing their beliefs and customs. For more information about these schools, see the Department of the Interior's investigative report: doi.gov/pressreleases/department-interior-releases-investigative-report-outlines-next-steps-federal-indian

BIA headquarters records from this period include correspondence, reports, censuses, enrollment records, allotment records, and more. Several digitized series that are useful for researching Native American individuals during this period include:

- **Microfilm M595, *Indian Census Rolls, 1885–1940***
  Beginning in 1885, the BIA took annual censuses of American Indians who maintained a formal connection with a federally recognized tribe. Although a census does not exist for every tribe for every year, those that do exist can include important information about Native individuals, such as their name, age, marital status, tribe, and more. For more information and links to digitized records, see: archives.gov/research/native-americans/census/research-indian-census.html

- **Microfilm P2187, *Indexes to Letters Received by the Office of Indian Affairs, 1881–1907*, and Microfilm P2186, *Registers of Letters Received by the Office of Indian Affairs, 1881–1907***
  These indexes and registers provide the information needed to find correspondence about individuals in the BIA headquarters' main series of letters received during 1881–1907, which is not digitized. The correspondence can discuss allotments, enrollment, school attendance, and much more. For more information and links to digitized records, see: historyhub.history.gov/community/american-indian-records/blog/2022/08/09/accessing-the-letters-received-by-the-office-of-indian-affairs-1881-1907

- **"Indexes to Student Records, 1879–1918" and "Student Record Cards, 1879–1918"**

Archives 1 holds records of students who attended Carlisle Indian Industrial School. The Indexes to Student Records provide the file numbers needed to access the series "Student Records, 1879–1918" (catalog.archives.gov/id/300327), while the Student Record Cards (catalog.archives.gov/id/2143365) provide basic information about students who do not necessarily have a file in the Student Records series. Most Carlisle–related records, including the Student Records, are available online through Dickinson College's Carlisle Indian School Digital Resource Center: carlisleindian.dickinson.edu/

Time Period: 1907–Onward

The BIA continued implementing the federal government's assimilationist policies in the early twentieth century. The Indian Reorganization Act (IRA) of 1934, which ended the process of allotment and encouraged tribal self-government, was a major shift in the federal government's approach to Indian affairs. Although the IRA did not return tribal land that had already been allotted or sold to tribal control, the act did provide a means by which the federal government could take land into trust for tribes and a means by which tribes could adopt their own constitutions and by-laws. For more information, see: prologue.blogs.archives.gov/2015/11/30/indian-new-deal/

These policy shifts impact the type of records that the BIA created about individual Native Americans during this period. Of primary importance for genealogy research are probate files, which can document Native allottees and their heirs—typically after 1910, when Congress authorized the Secretary of the Interior to determine heirs of certain deceased allottees (see 36 Stat. 855). Probate files typically provide an allottee's name, tribal affiliation, dates of birth and death, residence, heirs, and more.

Probate files at Archives 1 are typically interfiled in the BIA's main series of twentieth-century correspondence: the Central Classified Files (CCF). These records are arranged by time period, BIA jurisdiction, and a decimal number corresponding to a subject. Most probate files are categorized as decimal 350 ("Estates—Heirship Cases"). For more information, see: archives.gov/research/native-americans/central-classified-files

The CCF has not been digitized but is available to research in person at Archives 1. Researchers can also order copies of CCF files if they can provide Archives 1 staff with enough information to identify relevant files. Two indexes can help identify probate files within the CCF:

- **"Probate Index, ca. 1908–1961"** (catalog.archives.gov/id/1225075)

This index is digitized in the National Archives Catalog. The records are arranged alphabetically by the deceased individual's name and can list the individual's name and tribe, date of death, an indication if the heirs were determined and if they were notified, the appraised value of the estate, and references to a file number in the CCF.

- **"Alphabetical Index to the Central Classified Files, 1907–1942"** (catalog.archives.gov/id/2108752)
  Some individuals who do not appear in the Probate Index but nevertheless have a BIA probate file may appear in the Alphabetical Index to the CCF. This index is being prepared for digitization and is currently accessible only to Archives 1 staff. To request a search for an individual's probate file, email the Archives 1 Reference Branch at archives1reference@nara.gov with the individual's full name (English and Native American, as applicable), tribal affiliation, and date of death.

Archives 1 has a few probate files dated after 1961, but there is no index. Researchers need to know the BIA agency that had jurisdiction over the tribe in which the person was enrolled to check for a file. Additional heirship records may be found at NARA's field offices or may still be in the BIA's legal custody.

Note: the BIA did not (and does not) handle all estates involving Native American individuals and their heirs. The BIA is only involved when a Native individual had trust property, meaning land or other assets that the federal government held for their or their tribe's benefit. For more information, see: bia.gov/bia/ots/dop/your-land

Additional Resources

- "American Indian Records in the National Archives": archives.gov/research/native-americans
- "Native American Heritage: Researching an Individual or Family": archives.gov/research/native-americans/research-individual-more.html
- "Records of the Bureau of Indian Affairs": archives.gov/research/native-americans/bia
- "Navigating Record Group 75": archives.gov/research/native-americans/bia-guide
- "Using the National Archives Catalog": archives.gov/research/catalog/help/using

Who was Polly Cessna: Using Early Georgia Records to Uncover a Woman's Identity

Diana Elder, AG
Family Locket Genealogists

FamilyLocket.com
Diana@FamilyLocket.com

Researching our female ancestors who lived on the frontier pre-1850 poses many challenges. Record loss frequently occurred in a county's early years, and those records that do exist mainly name the men. A woman may have gone by several surnames and various nicknames. To combat these challenges, we must use thorough research methods and seek all possible records that could uniquely identify a woman and the men in her life.

Thorough, thorough research in court, tax, and land records in several jurisdictions revealed Polly's two marriages, a divorce, and two sets of children.

Challenges of Researching Women in the Early 1800s

The majority of the colonies and then later states operated under the English common law. This law treated women in ways that dramatically impacted record creation. Once a woman married, she became a *feme-covert* (woman covered), meaning she came under the protection of her husband. In essence, she had little control over her property, whether real or personal, even if it was her property before or inherited after marriage. She couldn't enter into business without her husband's approval, and any wages or property could be taken to pay her husband's debts. A woman couldn't sue or be sued without a "next friend." She could, however, be charged with minor crimes in the community. Under coverture, a woman would not be named in many of the records with her husband, including guardianship records.

In contrast to a married woman, a single woman, whether she had never married, was divorced, or was widowed, had the status of *feme sole* (woman alone). This legal status could be granted to a married woman, who became "as if sole" in the eyes of the law. This enabled her to participate in business and sue or be sued.

Names for women are another challenge in researching their lives. A woman could be listed in the records with her given name and maiden name, a nickname, and any married names she accumulated during her life. She could also be known by just one name without hinting at her parentage.

Finally, record loss impacts finding women in records. Key records for unlocking a woman's identity – probate, marriage, or land – could have been destroyed in a courthouse fire or other disaster.

Use the Genealogy Research Process

Working through a complete project on a female ancestor in the context of the men in her life is essential. This enables you to focus on a specific objective, analyze what is known, study the location, and make a research plan. Tracking the research and writing conclusions will help you make progress.



Create a Timeline of the Female Ancestor and her FANs

In the case of record loss, it is imperative to thoroughly review the woman in the context of the men in her life – husband, sons, brothers, father, and their associates. The best way to accomplish this is to create a timeline using every clue from every record. This timeline should also show any person she associated with. Note any neighbors, witnesses to a will, or extended family living listed in a census. Use the timeline to determine specific localities and dates to research that you may have initially missed. Be sure to record any questions that arise from this exercise.

Using a table or a spreadsheet, list the following for the records of the woman and her male associates.

- Dates, places, events, sources of information
- Names of individuals, as spelled in the records
- FAN club (friends, associates, neighbors)

- Other information from the records, such as occupation, military service, social or financial status, religion, etc.

Study the Locality and Explore Alternate Jurisdictions

Records can be kept at various levels – personal, town, city, county, state, regional, and federal. Exploring each level of record-keeping for a locality can reveal additional records for a female research subject in the case of few records or record loss. The following table suggests record types at various jurisdictions but is not all-inclusive. Although several jurisdictions could have mandated a record type, availability will vary.

Private	Town/City	County/District	State/Province	Federal
Church	Vital	Vital	Land	Land
Cemetery	School	Court	Military	Military
Newspapers	Cemetery	Probate	Tax	Tax
Business	Histories	Tax	Vital	Vital
Societies	Poor	Land	Census	Immigration
Directories	Voter	Naturalization	Naturalization	Census
Schools	School	Histories	Legislative	Cemetery
Manuscripts	Militia	Cemetery	Court	Petitions
Funeral Homes	Census	Military	Cemetery	Pensions
Family	Probate	Voter	Pensions	Legislative

Thorough research into the locality where a woman resided will give additional places to research. Consider gathering information gleaned into a locality guide. Topics could include the following.

- **Maps – both historical and topographical** to show any additional areas for research. Could your ancestor have done business at a neighboring courthouse or attended a different church?
- **Use Gazetteers** to find historical place names describing everything from towns and villages to rivers and mountains.
- **Discover the migration routes** leading to the area.
- **Discover alternatives** to records held at the courthouse or church

  - The FamilySearch Wiki provides the United States Record Finder with a table of vital events.
  - It lists the best records to search and alternative records in case the best records are no longer available due to record loss. familysearch.org/en/wiki/United_States_Record_Finder
- **Boundary changes** are significant to track in the case of record loss. Are you researching in the correct county, or could the parent county have the record you need? Keep in mind the following:
  - U.S. territory and state boundaries changed as the country grew.
  - United States counties were typically divided as the population grew.
  - Know the parent county, as the records could be kept at that courthouse.
- **Research the area's history** when your female ancestor was living there, local and regional.
- **County histories** can help you learn about early settlers and provide valuable clues about where to search for alternate records: churches, schools, businesses, etc.
- **Biographical sketches** of the influential people of the area may give hints about your female ancestor. Learning about the community helps put her in her time and place.
- **Periodicals** published by genealogical societies in your research locality can be a gold mine of information. To locate articles, use the Periodical Source Index (PERSI), now located on the Allen County Public Library website. genealogycenter.info/persi/
- **Church histories** are another avenue to investigate. If you know your ancestor's religion, you can add another dimension to her life.
- **Newspapers** give great details about the community. Many websites are devoted to providing digitized newspapers.

Expand the Research and Correlate the Evidence

Because female ancestors' lives will be told through small bits of evidence, correlating that evidence is crucial. Create a research plan that follows her male associates, then follow that plan, tracking down each possible avenue of records. At the conclusion of a research project, write a report or summary of what was found and plan to continue the research until each avenue is exhausted. Write a final summary of the woman's life with historical context using any records discovered for her or her family.

Early Georgia Records for Women

State Land Lotteries

Georgia was a state land state and distributed its land through lotteries from 1805 to 1833. Carefully studying the eligibility requirements for the persons entitled to draw can aid in learning more about a woman.[1] Depending on the year, widows and spinsters were entitled to draws, as were orphans (male or female) under 21 where the father was dead and the mother could be dead, living, or remarried. A daughter could be listed by name in pre-1850 census years, where females were generally noted only as tick marks on the census.

State Legislative Acts

A woman who sought a divorce in Georgia had to appeal to the State Legislature, and that body would grant the divorce. The Digital Library of Georgia has the full text of the "Acts of the General Assembly of the state of Georgia" for various years.[2] The text is entirely word searchable. If a divorce is suspected, there could be a record in the Superior Court records and newspaper notices, but a final divorce decree had to be granted by the legislature.

County Records

A woman would be named in typical county records by name: marriage, probate, deeds, tax, and court. These could provide her maiden name or just a first name. In the antebellum years of Georgia, enslaved people were often deeded to daughters. Searching deeds or court records can find women named in conjunction with their male relatives providing clues to their origins.

Manuscript Collections

In manuscript collections, family papers, diaries, letters, and other documents can provide valuable insight into women and their lives. Search Archive Grid (researchworks.oclc.org/archivegrid/)for these collections in libraries and archives

1 "Land Lottery Records," *Georgia Archives* (georgiaarchives.org/research/land_lottery : accessed 28 February 2023).

2 "A Gateway to Georgia's History," *Digital Library of Georgia* (dlg.usg.edu/ : accessed 28 February 2023).

throughout the south. Search for surnames associated with the woman's male associates, as the collection may be indexed under their names.

Additional Resources

Carmack, Sharon DeBartolo. *Genealogist's Guide to Discovering Your Female Ancestors: Special Strategies for Uncovering Hard-to-Find Information about Your Female Lineage*. Betterway,1998.

Cyndi's List. "Female Ancestors." cyndislist.com/female/.

Mills, Elizabeth Shown. "The Historical Biographer's Guide to Cluster Research (the FAN principle)." The Evidence Series. Baltimore: Genealogical Publishing Co., 2012.

Salmon, Marylynn. *Women and the Law of Property in Early America*. Univ. of North Carolina Press, 1992.

Schaefer, Christina K. *The Hidden Half of the Family: A Sourcebook for Women's Genealogy*. Baltimore, MD: Genealogical Pub., 2006.

Aunt Agatha Said What? Or The Importance of Preserving Manuscript Collections

Shannon Combs-Bennett, QG, MSc, PLCGS

NOTE: This presentation is based on the work for my Master of Science in Genealogical, Heraldic, and Paleographic Studies from the University of Strathclyde.[i]

If you are like me, you have a drawer (or box, or cabinet) full of documents passed on to you because someone in your family found out you are looking into the family's history. If not, just wait. These documents, particularly ones written by our ancestors, are treasures and need to be preserved. Why? Well, they can give insight into the lives of the people we came from. They are not just statistics but a look into the past.



Example of a cross-written letter written by Betty Miles, a former school mate, to Virginia Bentley 13 March 1845. Thomas Balch Library.

During the 1950s, a historian from Amsterdam named Jacques Presser coined the phrase "ego-documents."[ii] These documents specifically are ones where the words are in the first person. They cover letters, journals, emails, or any other document of a personal nature. His reasoning and concepts surrounding ego-documents are well worth the read by genealogists because we encounter these types of documents frequently.

While genealogical researchers looking into their own family history may gain much information from these documents, manuscript collections can provide information beyond the obvious surface information. At home, we can organize our collection in ways that make sense to our genealogical research. However, in repositories, these documents are often grouped in ways that break the information up. This means information vital to our research could be missed simply because we need to know where to look.

So, why should we care about preserving these documents and hunting out repositories that may have information on our ancestors? Well, besides the thrill of the chase, ego-documents are lost every day. Also, they can provide clues to lost family members, information that church, vital, or census records can not show. As an example, let's look at letter collections.

Letters are primary source documents that give us a personal glimpse into the writer's (or receiver's) life. Most evident are the familial connections discussed in these manuscripts. Besides that information, you can also learn about socioeconomic situations, current events that affect the person, community details, etc. After reading a few letters penned by the same person a researcher can begin to understand the writer's thought processes.

If you have ever struggled with putting an ancestor in a time and place with your research, letters can help you do that. A researcher can build a timeline of places the person had lived and when they lived there. This can be critical for those between census years or other ancestors who suddenly become lost to time. Those dates and places will give you an idea of where they may be because a person continually creates records. If they exist, you now know where to find those documents.

Unfortunately, letters are one-sided communication unless you are lucky enough to have the corresponding letter. As with any one-sided communication, researchers need to be careful not to jump to conclusions about the information they read. Often these manuscripts were not created for public consumption, which means you will see various forms of honesty.

If you enjoy spreadsheets as much as I do, this may feel like a natural option to analyze your collected information. They allow you to categorize the information you find and then easily sort it later. See the example below:

Name as Written	Normalized first name (s)	Normalized Maiden Name	Normalized Surname	Relationship to VM or AM	Relationship to another person	Notes
Mr A				possible cousin to AM	Husband to Mrs A	
Mrs A					Wife to Mr A	maybe cousin Mary
Aunt Mary	Mary Thompson	Mason	Ball	Aunt to AM		wife to Fayette Ball
Mason	George Thompson Mason		Chichester	cousin to AM	father to Sarah / son to Richard McCarty Chichester and Anne Thompson Mason	
Wash	Washington Bowie		Chichester	cousin to AM	son to GT Mason Chichester and 2nd wife Mary Bowie	

Multiples spreadsheets can also be created to merge information into a single workbook. Creating workbooks for a project is an easy way to keep information

together and organized so you are not looking for individual spreadsheets on your desktop or digital file storage. I like to have the first tab as my title page with a description of what is included in the workbook.

At some point, you will need to make a transcription of any handwritten document you have. This will preserve the information in another form if the original is lost or destroyed. Many people choose to use a word processor for this. You can add a digital image of the manuscript to the documents as well. Most importantly, it is another way to digest and analyze information for research purposes easily. When making a transcription, it is vital to record the information exactly as you see it. Do not change anything, and do not make assumptions about abbreviations or names. That information can go below it as notes.

Line #	Transcription
1	Bellfonte July 8th 36
2	Dear Brother, I wrote last week immediately
3	on the receipt of your letter, in order to give you
4	The desired / intelligence by the time specified -
5	and ~~but tou~~ hearing that Mrs Harding intended sending
6	to Sully the next day + having also a bundle to send

There is one more option, Tropy. This is a free open-sourced software program (https://tropy.org/) that allows a researcher to create one file that contains a digital image, transcription, tags, and metadata into one file. Best of all, it is completely customizable to meet the needs of your project.

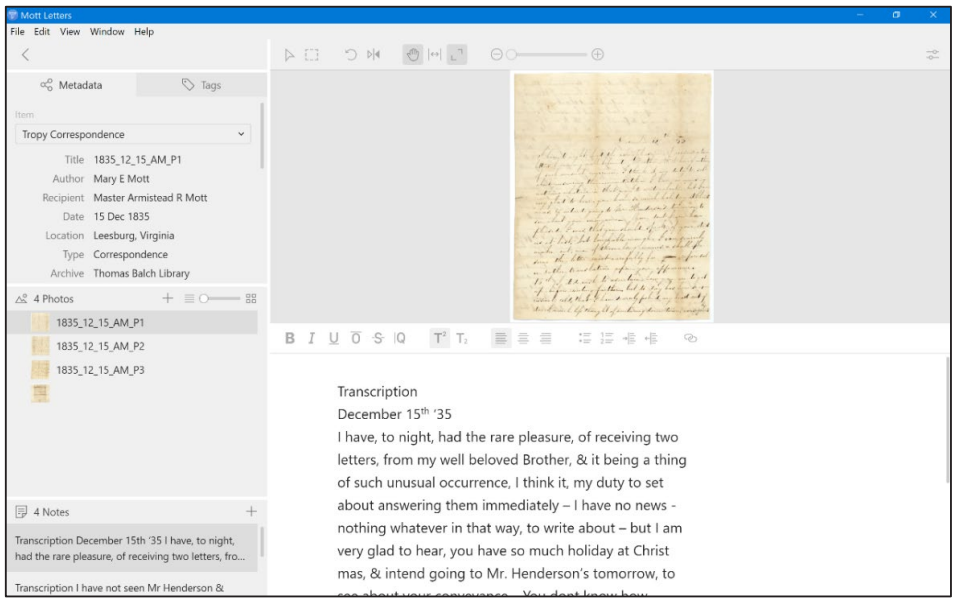

#NGS2023GEN

Taking everything stated above, let's go to the next steps. As with much research in genealogy, research in a manuscript collection can be cyclical with five steps:

1. Locate a collection: this can be the most rewarding or frustrating part of the research. Once you have a collection you want to investigate, learn all you can about it. Find out information about who donated the collection, how it is housed, how it was preserved, when it was added to the collection, etc. This information can give you clues about how it is arranged and if it was broken up into sub-collections.
2. Locate finding aides: many repositories will have information about how to use various collections.
3. Create digital images: if the repository allows you to photograph or place images on a thumb drive, do it. Taking those images will relax you at the repository since you can do in-depth analysis at home on your own schedule. Otherwise, you will have to do the transcriptions by hand, which will eat into your time there.

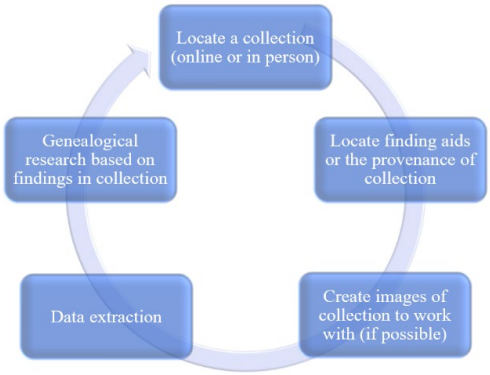

4. Data extraction: this can be fascinating but long and tedious. You want to squeeze every bit of information out of those records that you can.
5. Genealogical research: you will most likely find information for people you already know about, but you will also find information for people you do not know. However, based on the information you locate, you will want to research those unknowns.

[i] Combs-Bennett, Shannon, "How Valuable Are Collections of Letters For Genealogical Research? A Case Study of the Mott Family Letters, 1835-1849," (MSc dissertation, University of Strathclyde, 2019). A copy of this dissertation is also available at the Thomas Balch Library located in Leesburg, VA.

[ii] Dekker, Rudolf. (2002) Jacques Presser's Heritage: Egodocuments in the Study of History. *Memoria y Civilización*. 5 pp. 13–37. https://dadun.unav.edu/bitstream/10171/9201/1/MC_5_01.pdf : accessed March 2019.

Oral Genealogy in Asia-Pacific: The Essence of Personal Identity and Tribal Connections

David Ouimette, CG, CGL
david.ouimette@familysearch.org

Oral genealogies celebrate ancestral connections in indigenous cultures across Asia-Pacific. Learn about the significance and richness of oral genealogies and current efforts to preserve them.

The Depth and Richness of Oral Genealogies of Indigenous Peoples

Many cultures have rich oral traditions that include extensive genealogies.

- "The most important thing for children to understand is their family connections. The knowledge of history is their treasure—not gold and silver, but genealogy." (Seuli Logoitino Seuli, paramount chief of Falelima, Savai'i, Samoa)
- Many Samoan *matai* can recite their ancestral lines thirty or more generations, from a revered progenitor down to the present.
- The Māori people trace their descent from ancestors who departed Hawaiki in canoes bound for Aotearoa over seven hundred years ago.
- The Akha people of Thailand, Myanmar, Laos, and Yunnan Province of China trace their patrilineages from Sumio, their first ancestor, to the latest deceased male ancestor, some fifty generations.
- The Tu'i Tonga royal lineage began about 900AD with the divine father 'Aho'eitu.

The Scope and Substance of Oral Genealogy

Oral genealogies of indigenous people encompass so much more than ancestral names.

- In Oceania, everything has a genealogy.
- The genealogy of the land connects to genealogy of the people.

- The Hawaiian concept of *mo'okū'auhau* (genealogy) has a broader meaning than merely a list of ancestral names, as one's *mo'okū'auhau* is a holistic expression of one's existence and connectedness to generations of family and tradition.
- Oral genealogy exists within the context of the broader oral tradition.
- Kinship systems—including those with genealogies of patrilineal, matrilineal, and bi-lineal descent—differ from culture to culture.
- Deeper genealogies may begin with origin stories that relate the earliest human ancestors to gods or demi-gods, as documented in several cultures (e.g., the Iban tribe in Borneo and the Akha tribe of Southeast Asia).

The Purposes and Applications of Oral Genealogy

Oral genealogies have several practice purposes in daily life:

- Self-identity, world view, and trial affiliation
- Stewardship of land
- Inheritance of real and personal property
- Societal control and stability
- Regulation of marriage
- Representation in politics and governance
- Observance of ritual and spiritual matters
- Support in conflict resolution

The Process of Gathering, Preserving, and Publishing Oral Genealogies

Substantial groundwork must be laid before oral genealogy interviews can commence. In some countries, permission must be obtained beforehand from government agencies. In most cultures, tribal leaders direct interviewers to the people to interview. Ideally, each interview occurs in a traditional setting with minimal intervention by the interviewer. By capturing the totality and essence of an oral genealogy, future generations benefit from the preservation and publication of the permanent oral record.

Interviews may take place over multiple sessions and follow these or similar steps:

1. Gain written, informed consent of the interviewee to digitally preserve and publish audio recordings, video records, photographs, transcripts, translations, and family trees obtained from the interview.

2. Conduct the interview in the most traditional setting and manner possible.
3. Digitally preserve the recitation of a genealogy through all known generations, including names, relationships, events, and stories that are shared.
4. If the interviewer strays too far afield or is unclear, gently guide the interview back on course or seek the necessary clarity.
5. Following the interview, transcribe the audio or video recording.
6. Meet again with the interviewee to review the transcript, correct any errors, and add any details left out of the original interview.
7. Translate the transcript into national or diasporic languages as needed.
8. Produce family trees from the transcripts.
9. Preserve, share, and publish copies of digital artifacts and family trees, honoring conditions or restrictions required by the government or tribe.

The Need to Preserve Oral Genealogy

- There is a phrase in Hawaiian, "*I malama ia ka ike, hua mai ka ike*," which means, "when knowledge is protected, knowledge emerges."
- Modern challenges transmitting oral genealogy to the rising generation
- History of transcription work by colonizers as well as within tribes and clans
- Advances in digital preservation and publication of oral genealogies

The Future of Oral Genealogy in Asia-Pacific

- Progress of current projects and expected expansion in years to come
- Online experiences with oral genealogy, customized by culture
- Relevance for indigenous people in country and in the diaspora
- Its continuing potency for connecting families

Suggested Reading

Allen, James B., Jessie L. Embry, and Kahlile B. Mehr. *Hearts Turned to the Fathers: A History of the Genealogical Society of Utah, 1894—1994*. Provo, Utah: BYU Studies, Brigham Young University, 1995.

Amerika Samoa Humanities Council. *Ole Manuõ O Tala Tu'U Ma Fisaga O Tala Ave: "The Heralding of Our Oral History and Relishing of Our Story Narratives."* U.K.: AuthorHouse, 2018.

Goodman, Jim. *The Akha: Guardians of the Forest*. Bangkok: Asia Film House, 1997.

Maree, Judith Y. M. *The Ibatan: A Genealogy of the People of Babuyan Claro Island*. Manila: Summer Institute of Linguistics, 2005.

McRae, Jane. *Māori Oral Tradition: He Kōrero nō te Ao Tawhito*. Auckland: Auckland University Press, 2017.

Metcalfe, Derek F. "Oral History Methods Applied to Recent Pedigree Studies in the Pacific, Part I, Background of Oral Genealogy Among the Polynesians," *World Conference on Records and Genealogical Seminar*. Salt Lake City, Utah: The Genealogical Society of The Church of Jesus Christ of Latter-day Saints, 1969.

Purcell, Mulivai. "Oral History Methods Applied to Recent Pedigree Studies in the Pacific, Part II, A Field Operator's Report on the Taping Program in Samoa," *World Conference on Records and Genealogical Seminar*. Salt Lake City, Utah: The Genealogical Society of The Church of Jesus Christ of Latter-day Saints, 1969.

Sadler, Hōne. *Ko Tautoro Te Pito o Tōku Ao: A Ngāpuhi Narrative*. Auckland: Auckland University Press, 2015.

Sandin, Benedict. *The Sea Dayaks of Borneo before White Rajah Rule*. East Lansing: Michigan State University Press, 1968.

Shoumatoff, Alex. *The Mountain of Names: A History of the Human Family*. New York: Simon and Schuster, 1985.

Thompson, Christina. *Sea People: The Puzzle of Polynesia*. New York: Harper, 2019.

University of Auckland. *Tāne-Nui-ā-Rangi: 20th Anniversary Edition*. Auckland: Auckland University Press, 1988.

Wilson-Hokowhitu, Nālani, ed. *The Past before Us: Mo'okū'auhau as Methodology*. Honolulu: University of Hawai'i Press, 2019.

#NGS2023GEN

© 2023, David Ouimette, CG, CGL

Finding Virginia's Wives, Mothers and Sisters

Vic Dunn, CG
43540 Clivedon Court
Ashburn, Virginia 20147-4540
www.virginiaancestry.com
victor.dunn@virginiaancestry.com
703-431-0630

Issues

Do you know her maiden name?
- Do you know her first name?

Marriage Records hard to find pre-1780s

Colonial Virginia Inheritance Laws.
- Rarely inherited land if they had brothers.

Appear in few records while married.
- Dower releases
- Slander court suits

Methodology

Study all the people in her life:
- Men in her life.
- Her children.
- Her In-laws.

Track the land.
- How was it obtained?
- Who were the neighbors?

Study her descendants:
- Family names as first or middle names.
- Family or county histories.
- Check obituaries and modern death certificates of kids.

Sources

Vital Statistics – most in the Colonial period are published.

- Who reported births & deaths.
- Who attested to ages or acted as security in marriage bonds.

Census Records
- Follow through every census year.
- Study all the children in the family & grandchildren.

Probate & Guardianship
- Published abstracts.
- Who did her husband appoint as executor?
- Who posted bond for the widow to administer the estate?
- Was she a young widow?
- Who witnessed the will?
- Who acted as guardian for her children?
- Who were the children bound out to or apprenticed to?

Land Records
- Tract origin of all lands owned by the couple.
- Find out who the neighbors were.

Court Records
- Court Order books – track widows
- Bastardy suits
- Slander

Church Records
- Vital statistics
- Who sponsored baptisms or membership?
- Church minutes & membership lists.

Military Records
- Pensions
- Bounty Land

Newspaper Accounts
- Marriage notices.
- Obituaries.
- Gossip!!!

DNA
- MtDNA
- Autosomal

Case Studies

Mary (Bostick) Francis of Southside Virginia

- On 11 March 1746, John Francis of Goochland County sold to Thomas Bassett of the same for £80 a tract of land being on the northside adjoining to Appomattox River. The land adjoined Thomas Bassett and Angolo Creek and contained 400 acres of land. Signed John Francis. Witnesses were John Maulden, Jane Maulden and Nath[ll] Bassett. At a court held on 19 May 1747 John Francis acknowledged the deed and Mary his wife relinquished her right of dower (Goochland County Deed Book 5:260).

- The will of William Bostick of Goochland County who died 30 December 1739 names sons Charles Bostick, John Bostick, William Bostick and daughter Mary Francis. Witnesses to the will were Valentine Bostick, William Arnold and Elizabeth the wife of William Arnold, John Bostock, son of William the testator indicated that he was aged 31 in a deposition dated 16 June 1740 (John Bostick will (1739), Goochland County, Virginia Deed Book 3:311).
- John Francis and his descendants had a number of Bostick connections throughout the eighteenth century.

Based on William Bostick's will and John Francis' 1746 sale of land to Thomas Bassett above, Mary (née Bostick), daughter of William Bostick, was the wife of John Francis.

Hester (Rogers) Cunningham of Frederick Co., Va. and Berkeley Co., W. Va.

- Hester Ann Rogers married John B. Cunningham about 9 June 1847 (bond date). Bondsman was Ephraim Haslett, John's maternal uncle.
- Died 1898 – no death certificate. Obituary says born in Winchester [Frederick County], Virginia in 1824.
- Study of all Rogers probate & deed records in Berkeley County, Frederick County and City of Winchester did not mention Hester or John Cunningham.
- Neighborhood Social News: *Martinsburg Independent*, 29 August 1885: "Miss Mary Kyle, of Winchester, is visiting her sister, Mrs. J.B. Cunningham. Miss K. is always welcome in our midst, not only for our own delectation, but for her inexhaustible fund of amusement for the youngsters."
- A study of Frederick County and city of Winchester records indicated that the only Mary Kyle/Kile living in the area at that time was not an unmarried woman as suggested by the article, but a widow. The 1880 census shows a Mary Kile aged 67, born in Virginia and a widow. Her tombstone record in Mt. Hebron Cemetery in Winchester lists her as Mary J. Kyle died on 24 December 1886 and her death record states she was a 73 year old widow. Both the census record and death record indicate a birth date of ca 1813. The death certificate did not indicate her parents, however, the Frederick County marriage bonds show that on 27 April 1833, Levi S. Kile and Thomas Rogers signed a bond for the

forthcoming marriage of Levi Kile and Mary Jane Rogers daughter of Thomas Rogers the bondsman.
- 25 December 1807 Thomas Rogers married Regina Cartmell in Frederick County, Virginia.

Hester was apparently a daughter of Thomas Roger and Regina Cartmell. See Victor S. Dunn, "Social News as a Clue to Ancestry: Hester (nee Rogers) Cunningham of Virginia and West Virginia." *National Genealogical Society Quarterly*. Volume 93, No. 3, (September 2005). 165-176 online at virginiaancestry.com/RogersNGSQ1.pdf.

Ruth (Gaddis?) (Chenoweth) Cunningham of Frederick Co., Va. and Berkeley Co., Va.

- Family record says George & Ruth Cunningham married 20 March 1776 (no maiden name for Ruth).
- A 1779 Berkeley County deed identifies Ruth Cunningham, wife of George, as the late widow of Absalom Chenoweth, deceased. Ruth and Absalom married prior to 11 December 1766 when they witnessed a Quaker wedding.
- Ruth probably born late 1730s to mid-1740s based on birth span of her children.
- George Cunningham's will (written 1807 & proven in 1811) names his eldest son with Ruth as George Geddes Cunningham.
- Geddis = Gaddis. Only one Family in area – William Gaddis & Priscilla Bowen.
- William Gaddis will (1772, 1773) in Hampshire Co., Va. Names son John and wife Priscilla as executors. Other children not named.
- Priscella (Bowen) Gaddis died 17 February 1796 at 78 years of age [born 1717-1718] per tombstone.
- John Gaddis and Henry Bowen, probably Priscilla Gaddis' brother, witnessed the 1766 Quaker wedding of Jacob Rees and Hannah Kirk along with Absalom and Ruth Chenoweth.
- 1780, George Cunningham witnessed sale of land by John Gaddis son, heir at law and executor of William Gaddis dec'd
- Berkeley County deed dated 1777, George Cunningham and wife "Perscilla" sold land in Berkeley County. Should be Ruth. Prisilla Gaddis & Ruth Chenoweth listed consecutively in undated church register.
- At least three of William Gaddis' probable children named daughters Ruth.
- Conclusion: Ruth (-?-) (Chenoweth) is probably the daughter of William and Priscilla (Bowen) Gaddis.

Ruth was probably the daughter of William Gaddis & Priscilla Bowen See Victor S. Dunn, "Family Record of George Cunningham of Berkeley County, [West] Virginia, and Probable Parentage of His Second Wife Ruth," *Magazine of Virginia Genealogy*. Volume 48, No. 1, (February 2010). Online at virginiaancestry.com/Cunningham%20Family%20Record%20and%20parentage%20of%20Ruth.pdf.

WHICH JOHN GOLEMAN WAS JACOB'S FATHER?: SOLVING A SOUTHERN CASE OF IDENTITY AND KINSHIP

Board for Certification of Genealogists® Skillbuilding Lecture

Nancy A. Peters, CG, CGL
npeters@bellsouth.net

#NGS2023GEN

Genealogists reconstructing families often encounter multiple, same-named persons living at the same time and place. Analysis and correlation of information can help to distinguish identities in these cases. Keys to success include researching broadly and making the most of available sources by mining them for all relevant evidence.[1] Applying standards to the research ensures genealogists come to valid kinship conclusions.

Start with Research Planning

In a research project's first steps, we evaluate what is known about a subject and determine what we want to find out. We write a specific research question and a plan for gathering information. The question helps to direct our research so we stay focused. Genealogical standards give guidance. Research questions are

- specific to the research subject and the unknown or lost information,
- sufficiently broad to be answerable, and
- sufficiently focused to be testable.[2]

The most useful plans are flexible—adapted as the work progresses—but are based on an extensive scope of records with broad context.[3]

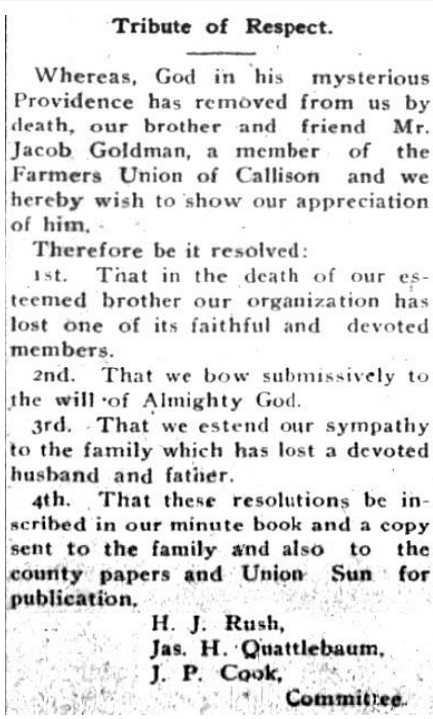

Tribute of Respect.

Whereas, God in his mysterious Providence has removed from us by death, our brother and friend Mr. Jacob Goldman, a member of the Farmers Union of Callison and we hereby wish to show our appreciation of him.

Therefore be it resolved:

1st. That in the death of our esteemed brother our organization has lost one of its faithful and devoted members.

2nd. That we bow submissively to the will of Almighty God.

3rd. That we estend our sympathy to the family which has lost a devoted husband and father.

4th. That these resolutions be inscribed in our minute book and a copy sent to the family and also to the county papers and Union Sun for publication.

H. J. Rush,
Jas. H. Quattlebaum,
J. P. Cook,
Committee.

Figure 1: *Greenwood* (S.C.) *Journal*, 9 February 1910, p. 3, col. 4. Courtesy of Greenwood Public Library.

The Case Subject

Jacob Goleman lived into the early 20th century and was a respected member of a rural farming community in Greenwood County, South Carolina. After his death a newspaper published a tribute to him written by the local Farmers' Union. Descendants knew little of Jacob's early life or the identity of his birth family. He died and was buried with the surname Goldman. Who was Jacob's father?

1. Board for Certification of Genealogists, *Genealogy Standards,* 2nd ed., rev. (Nashville, Tenn.: Ancestry.com, 2021), 24–25, Standard 40, "Evidence mining"; and 25, Standard 41, "Evidence scope."
2. Ibid., 11–12, Standard 9, "Planned research"; and Standard 10, "Effective research questions."
3. Ibid., 12, Standard 12, "Broad context"; and 14, Standard 17, "Extent."

© Copyright 2023 Nancy A. Peters. All rights reserved.

Identity Profiles

Jacob's case illustrates that identity is more than a name or an alias an individual adopts. Many characteristics determine a unique person in history—placement in a birth family, extended kin, military service, religious affiliation, occupation and skills, participation in events, schooling and literacy, a social network of associates, times and locations of vital events, and more. We can use these features to overcome research obstacles such as

- name shifts and spelling variations;
- name changes;
- multiple forenames, nicknames, or pet names;
- multiple, same-named persons living at the same time and place.

Key Strategies Used in the Case

- Analyze the starting point.
- Write a research question.
- Work from known to unknown.
- Understand context.
- Build identity profiles.
- Test hypotheses.

"A name is an uncertain thing; you can't count on it!"

—Bertold Brecht[4]

By assembling, comparing, and contrasting all identity elements for an individual, we can build an identity profile to help resolve problems such as merged or split identities, or to distinguish which of several same-named persons is the correct ancestor. Figure 2 shows a sample comparison of some identity features.

Contextual Analysis

Ancestors did not live in isolation. Their lives were affected by cultural, economic, historical, legal, religious, political, and social factors in their communities.[5]

Understanding these contextual factors helps us analyze records and develop and test hypotheses about an ancestor's origins and birth family. For more on context, see References #6 (Henningfield) and Case Studies #12 (Garrett-Nelson), #21 (Peters).

Identifying Jacob's Father

The lecture's case identifies the father of a man born in the early 19th century when state vital records do not exist. Conflicting evidence of his birth year, a surname shift, and jurisdictional boundary changes complicated research.

Research uncovered two possible fathers who lived in the same county, had the same name, and were nearly the same age. The

Two John Golemans in Edgefield District

John Goleman, farmer	John Goleman Jr., miller
• b. 1794	• b. 1796–97
• m. Sarah "Sallie" by 1822	• m. Delancy ca.1818–20
• d. about 1860–65	• d. 15 July 1862
• Children: Elizabeth, Jacob, John, Eliza; perhaps 6 or 7 in all	• Children: Shemuel, Frances, Noah J., John M.; perhaps 6 or 7 in all
• Widow stayed in Edgefield; lived near son Jacob in 1870	• Widow went to Georgia; lived with son Shemuel in 1870
• Inherited 85 acres from father, James; sold in 1822	• Owned no land in 1850 or 1860
• In 1850 and 1860 agric. census with 200 acres	• Brother of Rice Goleman; both were millers in 1850

Figure 2: Part of sample correlation of identity elements. Footnotes are omitted to save space.

4. David Crystal and Hilary Crystal, *Words on Words: Quotations About Language and Languages* (Chicago, Ill.: University of Chicago Press, 2000), 218; citing Bertold Brecht, *A Man's a Man* (1927), scene 10.
5. *Genealogy Standards*, 36–37, Standard 64, "Background information."

© Copyright 2023 Nancy A. Peters. All rights reserved.

case was solved by understanding the social context, building identity profiles for the paternal candidates, and correlating information mined from a wide range of sources—state and federal censuses (population and non-population schedules), cemetery, court, land, maps, military, newspapers, probate, tax, and vital records.

Lessons from the Case Study

- Beware of invalid assumptions.
- Pinpoint the subject's residence—especially important for farmers.
- Read local newspapers for background on the ancestor's community.
- Follow the land.
- Be open to name variations; study the family's and community's traditions.
- Identify and research members of the ancestor's social network.

FOR FURTHER STUDY

Websites were viewed 28 February 2023

References

1. Board for Certification of Genealogists. *Genealogy Standards*. Second edition, revised. Nashville, Tenn.: Ancestry.com, 2021.
2. Bockstruck, Lloyd de Witt. *The Name Is the Game: Onomatology and the Genealogist*. Baltimore, Md.: Genealogical Publishing Co. (GPC), 2017. This slim volume contains many examples from the author's lifetime of research.
3. Croom, Emily Anne. *The Sleuth Book for Genealogists: Strategies for More Successful Family History Research*. 2000. Reprint, Baltimore, Md.: GPC, 2008. See chapter 6, "Examining Evidence: The Gray Cells in Action." Chapters include example cases.
4. DeGrazia, Laura Murphy. "Planning Effective Research." *OnBoard* 21 (September 2015): 17–18, and 23. Available online at *Board for Certification of Genealogists*. https://bcgcertification.org/skillbuilding-planning-effective-research.
5. Henderson, Harold. "Ten-Minute Methodology: How to Ask Good Research Questions." Blog post, 28 January 2016. *SpringBoard*. https://bcgcertification.org/ten-minute-methodology-how-to-ask-good-research-questions.
6. Henningfield, Melinda Daffin. "The Role of Background Context in Document Analysis." *OnBoard* 23 (January 2017): 1–2. Available online at *Board for Certification of Genealogists*. https://bcgcertification.org/skillbuilding-context-document-analysis.
7. Evans, Stefani. "Evidence Correlation." *OnBoard* 18 (September 2012): 21–23. Available online at *Board for Certification of Genealogists*. https://bcgcertification.org/skillbuilding-evidence-correlation.
8. Jones, Thomas W. "Reasoning from Evidence." Elizabeth Shown Mills, ed. *Professional Genealogy: Preparation, Practice & Standards*. Baltimore, Md.: GPC, 2018. Pages 267–92.
9. Mills, Elizabeth Shown. "QuickLesson 11: Identity Problems and the FAN Principle." *Evidence Explained: Historical Analysis, Citation & Source Usage*. https://www.evidenceexplained.com/content/quicklesson-11-identity-problems-fan-principle.
10. _____. *QuickSheet: The Historical Biographer's Guide to the Research Process*. Baltimore, Md.: GPC, 2012. See 3rd page, "The Identity Triangulation Model."

© Copyright 2023 Nancy A. Peters. All rights reserved.

Case Studies Featuring Family Reconstruction, Identity, and Names

Archived issues of the National Genealogical Society Quarterly *are available to NGS members for download at https://www.ngsgenealogy.org/ngsq/ngsq_archives/ (requires member login).*

11. Anderson, Worth Shipley. "Recovering the Identity of Barsheba (Morris) Johnson of North Carolina and Eastern Tennessee." *National Genealogical Society Quarterly* (*NGSQ*) 107 (March 2019): 43–54. Unique personal characteristics and timeline comparisons for Barsheba's husband and siblings places her in the correct birth family.

12. Garrett-Nelson, LaBrenda. "Resolving a Modern Genealogical Problem: What Was Rainey Nelson's Birth Name?" *NGSQ* 104 (September 2016): 203–13. Available online at *Board for Certification of Genealogists*. https://bcgcertification.org/wp-content/uploads/2017/11/Garrett-Nelson_Sep2016.pdf. Good use of contextual analysis.

13. Giroux, Amy Larner. "The Many Names of Frances Ellsworth: Unraveled Evidence Identifies a Birth Name." *NGSQ* 109 (December 2021): 283–307. Winner of the 2020 NGS Family History Writing Contest. Reconstructing three generations from records found in ten states.

14. Henningfield, Melinda Daffin. "A Family for Mary (Jones) Hobbs Clark of Carroll County, Arkansas." *NGSQ* 107 (March 2019): 5–30. Available online at *Board for Certification of Genealogists*. https://bcgcertification.org/wp-content/uploads/2020/06/Henningfield-NGSQ_107-1_Mar2019.pdf. Combined DNA and documentary evidence leads to the birth family of a female left behind when family migrated West. 2019 *NGSQ* Award of Excellence.

15. Hill, Ronald A. "Forest A. Fisher a.k.a. Waltz: Given Away at Birth." *NGSQ* 106 (June 2018): 111–21. Records and family memories lead to the discovery of maternal grandparents.

16. King, Ricki. "Separating Identities of Two Hattie Campbells of Marion and Ralls Counties, Missouri, Reveals Hattie King's Mother." *NGSQ* 110 (December 2022): 265–73. Two same-named Black women of similar ages lived in the same counties in the late 1800s.

17. LaRue, Nicole Gilkison. "A Woman of Many Names: Henrietta Dixon of Baltimore City, Maryland." *NGSQ* 108 (September 2020): 183–93.

18. Lennon, Rachal Mills. "Southern Strategies: Merging Identities by Mapping Activities and Linking Participants—Solomon Harper of South Carolina's Lowcountry." *NGSQ* 107 (September 2019): 165–84. Available online through the author's website. "Work Samples." *Finding Southern Ancestors*. https://www.findingsouthernancestors.com/work-samples.

19. Mills, Elizabeth Shown. "Louis Monet's Daughters Dorothée and Dorothée: Sorting Tri-Racial Roots of Two Same-Named, Previously Merged, Colonial-Born Freedwomen." *NGSQ* 109 (June 2021): 85–110. Available online from the author's website. *Historic Pathways*. https://www.historicpathways.com/download/Dorothee%20MonetMillsNGSQ109.pdf.

20. Peters, Nancy A. "A Birth Family for Sophia Corine (Dyches) Rowell of Barnwell County, South Carolina: A Case of Forgotten Identity." *NGSQ* 111 (March 2023). The case study reconstructs a young widow's forgotten birth family despite shifting forenames, multiple migrations away from the homeplace, and family dispersion across the United States.

21. _____. "Hiram Cochran, Freedman of Abbeville County, South Carolina." *NGSQ* 106 (September 2018): 165–80. Available online at *Board for Certification of Genealogists*. https://bcgcertification.org/wp-content/uploads/2020/06/Peters-NGSQ_106-3_Sept2018.pdf. Analysis and correlation of records identifies a freedman and family during Reconstruction despite multiple same-named candidates, name changes, and record loss.

22. Posz, Darcie Hind. "Lost Sons: DNA Confirms the Parents of Robert Bradford Murray of Andrew and Worth Counties, Missouri." *NGSQ* 110 (December 2022): 245–63.

© Copyright 2023 Nancy A. Peters. All rights reserved.

S302. Black Homesteaders: Steps Towards Self-Reliance
Bernice Alexander Bennett
James Dent Walker Memorial Lecture Series

Did your family own land under the Homestead Act of 1862?

I am on a mission to raise awareness and encourage African Americans to search for land ownership among their family members and to share their stories. These stories focus on resilience, self-reliance and family legacy to create generational wealth.

Overview

This presentation will emphasize community genealogy and the impact of the 1862 Homestead Act on African Americans in the late nineteenth and early twentieth centuries.

Black Homesteaders of the South tell stories of resilience and celebrate individuals, some of whom were formerly enslaved but were able, after their emancipation, to obtain up to 160 acres of public land under the Homestead Act of 1862 signed by President Abraham Lincoln on May 20, 1862. The passage of the 14th Amendment enabled African Americans to apply for this public land.

Stories from descendants of Black Homesteaders provide examples of community involvement and self-reliance. The steps toward self-reliance become evident as we explore oral history, newspaper articles, voter registration status, education, and religious freedom in this presentation. The desire to achieve the American dream following emancipation will show the settler's willingness to obtain land despite obstacles facing them.

Key questions:

- Who were the Black Homesteaders and what did land ownership mean to them?
- What is self-reliance?
- Did the Homestead Act of 1862 and subsequent laws stimulate community engagement and participation in the land ownership process?

- What information can you gain from the land entry papers to show resilience, community involvement and the true meaning of freedom?

What is the Homestead Act of 1862?

Homestead Act of 1862 – The federal Homestead Act of 1862 provided for the transfer of 160 acres of unoccupied public land to each homesteader on payment of a nominal fee after five years of residence. According to the guidelines of the 1862 Homestead Act, the applicant had to live on, cultivate, and improve the property for five years. In addition, the applicant had to meet the following criteria to obtain the land:

- Being a citizen or have the intent to become a citizen
- Being a head of household, widow, or single male or female over the age of twenty-one
- Not already owning 160 acres or more
- Not having borne arms against the United States

What can the Bureau of Land Management offer to the researcher?

The Bureau of Land Management is a resource search for land patent information. The online site - https://glorecords.blm.gov

The researcher will find the following information:

- Land Patent – certificate
- Tract Books
- Plats
- Surveys
- Other related documents

Researchers can also find the land entry patent information on ancestry.com by going to **Court, Land, Will** and **Financial** categories. Don't stop now. Continue to search for the land.

Where can you obtain the Land Entry Papers?

The National Archives has custody of the land entry case files for the 30 Federal public land states. They are the eastern states of Alabama, Arkansas, Florida, Illinois, Indiana, Iowa, Louisiana, Michigan, Minnesota, Mississippi, Missouri, Ohio, and Wisconsin; and the western states of Alaska, Arizona, California, Colorado, Idaho, Kansas, Montana, Nebraska, Nevada, New Mexico, North Dakota, Oklahoma, Oregon, South Dakota, Utah, Washington, and Wyoming.
https://www.archives.gov/research/land/land-records

You may also search for digitized homestead records on https://www.fold3.com/ and https://www.ancestry.com/, both of which require a subscription for these premium records.

Patent information can be found on the Bureau of Land Management's website:
https://glorecords.blm.gov/search/default.aspx

a. Application – date, name and description of the applicant,
b. Location of the land.
c. Original newspaper clipping identifying the witnesses
d. Information about the applicants family
e. Testimonies from the witnesses
f. Final Patent date
g. Any obstacles experienced by the applicant

What do African American Homestead descendants have to say about land ownership, resilience and family pride?

1. What is the land narrative?
2. What do the documents mean to the family?
3. How were community members supportive of land ownership or disruptive in the l and ownership story?
4. What can you learn from the Homestead National Park Service?

Resources:

- What is the meaning of self-reliance?
  https://positivepsychology.com/self-reliance/#meaning
- Bennett, Bernice Alexander, Black Homesteaders of the South. Charleston, South Carolina: The History Press (October 24, 2022).
- Hawkins, Kenneth. *Research in the Land Entry files of the General Land Office-Record Group 49;Reference Information Paper 114. Revised.* Washington, D.C.: National Archives and Records Administration, 2009.
- Painter, Nell Irvin. *Exodusters; Black Migration to Kansas After Reconstruction*. New York: W.W.Norton, 1986.
- USDA. "Black Farmers in America, 1865-2000: The Pursuit of Independent Farming and the Role of Cooperatives." *RBS Research Report 194*
- Was Homesteading Only for White People?
  http://homesteadcongress.blogspot.com/2011/07/was-homesteading-only-for-white-people.html
- Homestead Records - Family Search Wiki
  https://www.familysearch.org/en/wiki/Homestead_Records
- ASALH /BHM Fest 2023: Black Land Owners and Farmers: Reclaiming Land and Civil Rights
  https://www.youtube.com/watch?v=ADk0SzbP9Vw
- Black Homesteaders Project
  https://www.nps.gov/home/black-homesteading-in-america.htm
- Write Your Homestead Story
  https://www.nps.gov/home/write-your-homestead-story.htm
- Descendants of African American Homesteaders Facebook Group
  https://www.facebook.com/groups/184297396831007
- History Geo.com – First Landowners research site.
  https://www.historygeo.com/v3/store/index.php

Shared Matching vs. Segment Triangulation: Round 1

Blaine T. Bettinger, Ph.D., J.D.
blainebettinger@gmail.com

Genealogists are awash in DNA matches, tools, and methodologies. Two incredibly powerful methodologies are **shared matching** and **segment triangulation**. Both methodologies are used by genealogists to reunite ancestral families and answer genealogical questions.

However, one of the most common misconceptions in genetic genealogy is that segment triangulation is "better" than shared matching, or vice versa, or that only shared matching can be used to answer genealogical questions, or vice versa. This is a false dichotomy; neither methodology is inherently "better" than the other. Neither methodology is without pitfall or misinterpretation. And neither methodology should be ignored when considering the best approach for a particular genealogical question. Just as there are the "Perils of Source Snobbery," (see the references for one of the best genealogical articles ever written!) there are the **Perils of Methodology Snobbery**. In his incredible Perils article, genealogist Thomas W. Jones writes:

> Genealogists who categorically disdain certain sources risk overlooking the information they seek or references to that information, thus blocking their research. Genealogists who categorically trust preferred sources risk accepting incorrect information, also blocking—or sidetracking—their research. In contrast, effective family historians consult and assess all sources, regardless of type, that might help answer their research questions. They exclude no potentially useful source, and they trust no unverified source.

Change every occurrence of source" to "methodology," and we see why we cannot downplay or ignore any methodological approach. Let's look at these two approaches.

What is Shared Matching?

Shared matching is a method of grouping DNA matches into a cluster or network of three or more people (yourself, a first DNA match, and a second DNA match) on the basis of the three or more people sharing DNA with each other. In contrast to segment

triangulation (discussed below), this DNA sharing does NOT have to be the same piece of DNA. You could share one piece of DNA with the first DNA match and a different piece of DNA with the second DNA match, and the two DNA matches could share yet another piece of DNA. Notably, however, a very high percentage of shared matches appear to share the same piece of DNA.

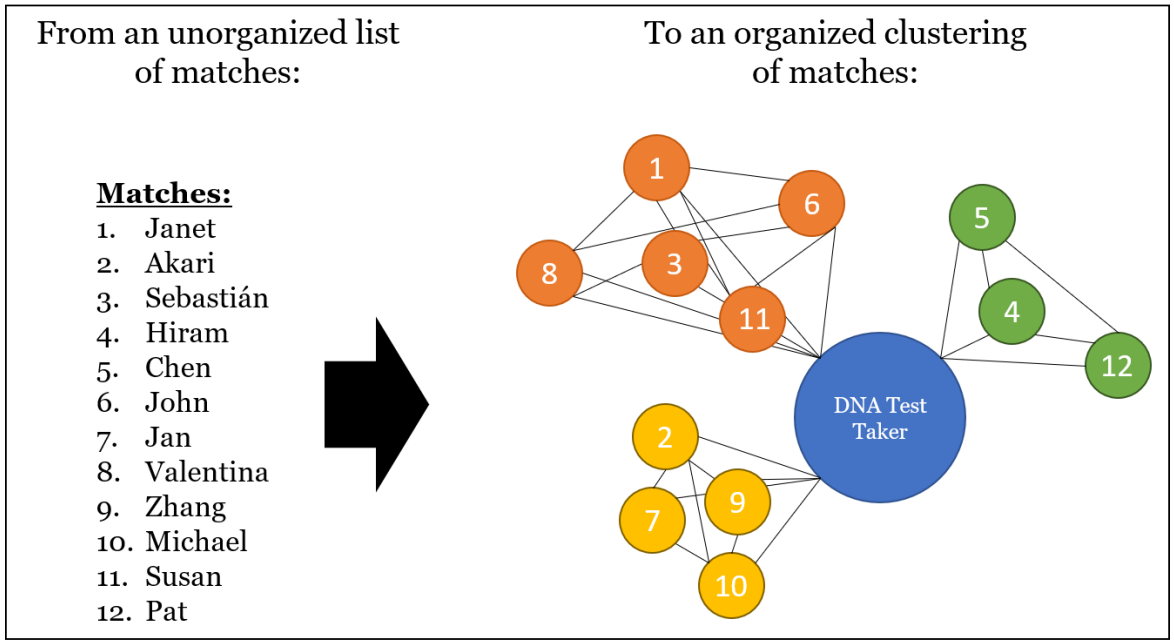

The hypothesis is that a shared match cluster forms because those DNA test-takers are all descendants or relatives of a common ancestor or ancestral couple. Thus, if you are a member of that shared match cluster, you are likely to be a descendant or relative of that same common ancestor or ancestral couple. Accordingly, if you can determine the identity of the ancestor (via tree building, gathering sources, etc.), you have potentially identified an ancestor.

Each of the "Big Four" testing companies (23andMe, AncestryDNA, Family Tree DNA, and MyHeritage) and GEDmatch (www.GEDmatch.com) enables shared matching.

In Common With at Family Tree DNA:

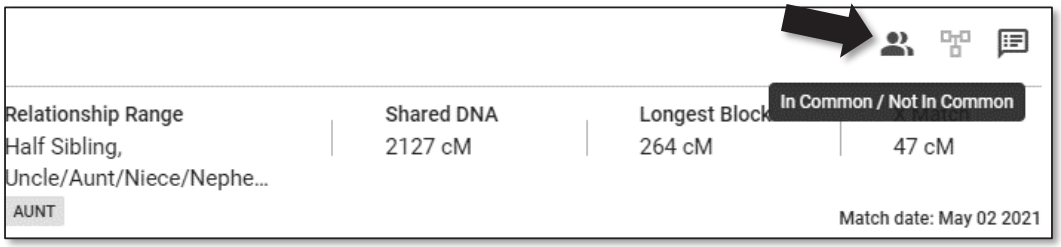

Shared Matches from AncestryDNA:

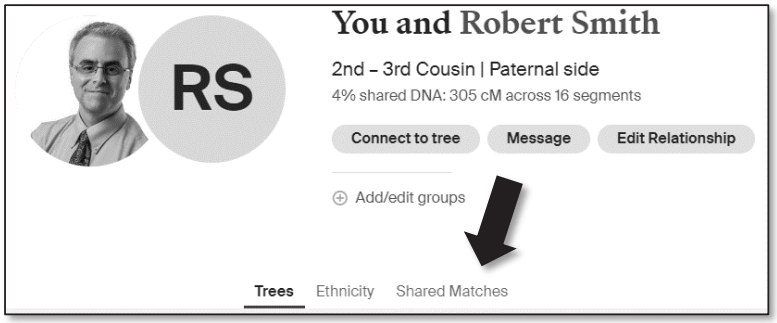

Shared Matches at MyHeritage:

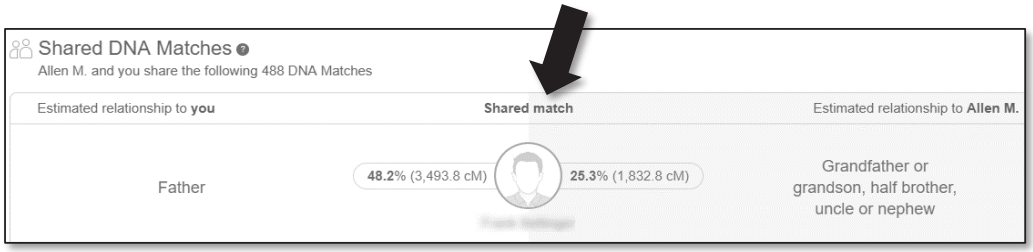

Shared Matches at 23andMe:

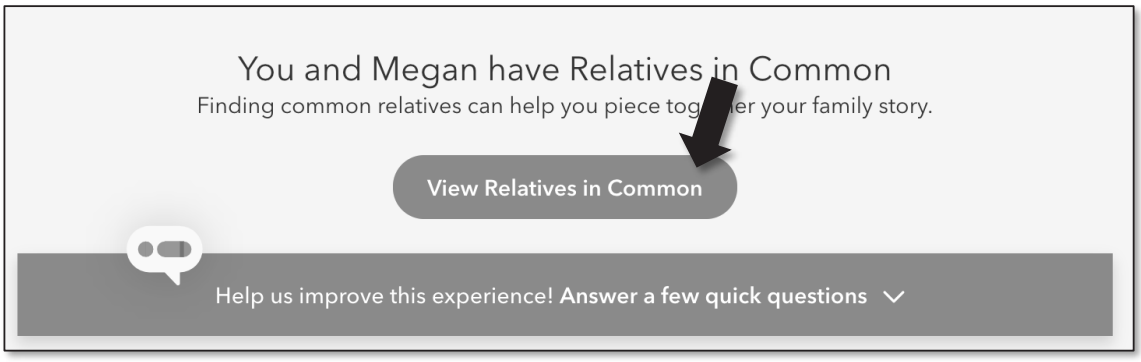

#NGS2023GEN

What is segment triangulation?

Segment triangulation is a method of grouping DNA matches into a cluster or network of three or more people (yourself, a first DNA match, and a second DNA match) on the basis of the three or more people sharing **the same segment of** DNA with each other. In contrast to shared matching (discussed above), this sharing DOES require the same piece of DNA.

Think of segment triangulation like a three-legged stool, as in the following image. The seat of the stool is the common ancestor, and there are three legs (you, DNA match #1, and DNA match #2) where is leg is a line of descent of a DNA segment (the ***same*** DNA segment) from the common ancestor:

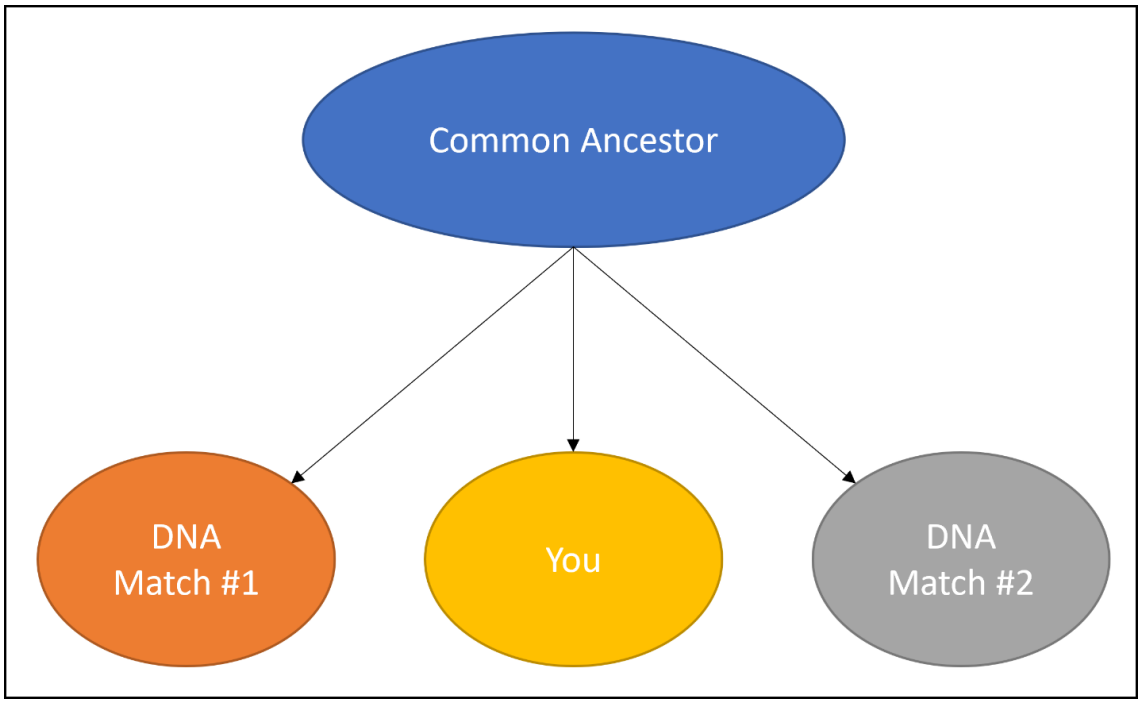

A triangulation group must begin with three descendants, but can be much larger as more descendants sharing that segment of DNA are identified. Notably, two legs of a triangulation group cannot be very close relatives. For example, if you and a parent (or sibling, etc.) have tested then you form a ***single*** leg of the stool since you inherited that

segment of DNA from your parent and it's really just the parent that forms the leg of the triangulation group.

A triangulation group is **direct evidence** of common ancestry! That means that when you formulate a triangulation group, you have direct evidence (requiring nothing more) that the members of that triangulation group have a shared ancestor that provided all of them with that segment. It is only **indirect evidence** of *which* ancestor provided that segment, however. However, if you if you can determine the identity of the shared ancestor (via tree building, gathering sources, etc.), you have potentially identified your own ancestor.

Only three of the "Big Four" testing companies (23andMe, Family Tree DNA, and MyHeritage) and GEDmatch (www.GEDmatch.com) enables segment triangulation. AncestryDNA does not provide the underlying segment data required for triangulation.

Pros and Cons

There are benefits and limitations of each approach. However, a "benefit" may be a "limitation" and a "limitation" may be a "benefit" depending on the specifics of the situation. There is no one-size-fits-all in genealogy!

Segment Triangulation		Shared Matching	
Benefit	Limitation	Benefit	Limitation
Direct evidence of shared ancestry			Only indirect evidence of shared ancestry
	Available at only three testing companies (missing the largest database)	Available at all four testing companies (including the largest database)	
	Smaller pool of matches (because it requires shared segments)	Larger pool of matches (because no shared segment is required)	
Can be utilized across different companies			Difficult to utilize across different companies

References:

Bartlett, Jim. "How to triangulate," *Segmentology blog*, 11 May 2015.

Bartlett, Jim. "Easy Manual Clustering at AncestryDNA," *Segmentology blog*, 1 July 2020.

Bettinger, Blaine T. "A Triangulation Intervention," *The Genetic Genealogist*, 19 June 2016.

Bettinger, Blaine T. "Clustering Shared Matches," *The Genetic Genealogist*, 3 January 2017.

Crawford, Shelley. "Triangulation is the icing, not the cake," *Twigs of Yore*, 3 March 2018.

Elder, Diana. "Segment Triangulation: Proving an Ancestral Line," *Family Locket*, 9 August 2019.

Jones, Thomas W. "Perils of Source Snobbery," *OnBoard* 18 (May 2012).

Kennett, Debbie. "Autosomal DNA triangulation Part 1: the basics," *Cruwys News blog*, 28 January 2016.

Leeds, Dana. "DNA Color Clustering: The Leeds Method for Easily Visualizing Matches," *Dana Leeds*, 23 August 2018.

Wayne, Debbie Parker. "Triangulating Autosomal DNA," *National Genealogical Society NGS Magazine* 42 (October-December 2016): 39-42.

Off the Boat: Finding Your 20th Century Immigrant's Ancestral Hometown

Alec Ferretti
AncestorArchivist@gmail.com

Unlike many earlier settlers of the United States, immigrants who arrived during the 20th century typically left a vast paper trail of records documenting their origins. Even for those who did not, it is almost always possible to identify their birthplace by conducting thorough research. There are countless sources that may be consulted, but the most useful / accessible ones will be outlined below:

Census Records

- U.S. Federal Census is taken every 10 years and is subject to a 72 year privacy restriction
- Includes biographical information on every resident of the United States
- Specific places of birth are generally never records on Federal Census records
- 1900-1950 censuses each ask varying questions which provide clues to locate other records may yield specific places of birth
    - Past Residences
    - Dates of marriage
    - Immigration and naturalization dates
    - Other people in the household who may have "better" records

Primary Records to Look for:

- Passenger Lists
- Naturalization Records
- USCIS Records
- Draft Records
- Vital Records

Passenger Lists

- Records are often transcribed poorly but they are online, and indexed at Ancestry and FamilySearch for nearly all ports in the US through the 1940s
- Starting in the early 1890s, these lists often record place of residence
- Starting in 1906, the lists record place of birth (and residence)
- The information was recorded during embarkation in Europe and will usually match the name the immigrant used in their country of origin
  - Their travel documents would bare that name - **Ellis Island did not change any names!**
- Starting in the 1920s, passenger lists became less thorough because the Visa became the official record of arrival

Naturalization Records

- Immigrant would first file a Declaration of Intention in a court - usually near where he lived
- Immigrant would later file a Petition of Naturalization
- If this petition was accepted, he/she would become an American citizen
- Practices changed widely throughout time, but broadly:
  - Records before1906 were not standardized and were often not that detailed
    - They would sometimes provide a specific place or date of birth but it was rare
  - Records after 1906 became uniform, and include a ton of biographical information that increased in scope during the next ~60 years
    - Often includes dates and places of birth of petitioner, spouse, children
    - Cites an arrival date, port, and ship
      - If the arrival took place after 1906, the arrival record was verified before the naturalization was granted
  - Records from the 1970s and later are very boring, but will cite the immigrant's A-File, which will provide a ton of information
  - Naturalization records are stored in hundreds if not thousands of different repositories
  - Many (if not most) are either digitized or indexed somewhere online
    - Locating these records online could be the subject of multiple lectures

- Many are on Ancestry and FamilySearch while others are on local repositories' websites
- USCIS can search their Master Index of all naturalizations after 1906 for a fee as part of the Genealogy Program

USCIS Records

- USCIS (United State Citizenship & Immigration Services) maintains records for millions of 20th century immigrants, including but not limited to:
  - Everyone who naturalized after 1906
  - Everyone who immigrated after 1924
  - Every resident alien above the age of 14 who complied with the law and registered as an alien from 1940-1944
  - Every alien who interacted with INS from 1944 to the present
- These are generally available through the USCIS Genealogy Program
- Records are fairly expensive and there are 1-3 year backlogs
- Many people who never naturalized but lived into the 1940s have very useful records

Draft Cards

- WWI and WWII Draft Cards have been digitized on Ancestry
- WWI card asks for naturalization status and sometimes asked for specific places of birth
- WWII card always asked for specific places of birth, but the field was often left blank
- Later cards for those born up until 1960 are at NARA St Louis
- Cards for deceased individuals born after 1960 are available from the Selective Service Administration via the Freedom of Information Act (FOIA)

Vital Records

- Vital records are held at the State-level in the US
- Local copies are often kept in the town/county of issue depending on the state
- Every state has VASTLY different records policies, histories, and practices
- Vital Records do not usually list international towns of origin but they sometimes do

- It is always worth checking all vital records certificates, including the birth records of the immigrant's children

Other Records

- There are always more records which may list places of origin even if they are unlikely to do so
  - Social Security Applications
  - Church records - especially ethnic parishes
  - Tombstones
  - Obituaries
  - Passport applications

When Regular Records Don't Help

- Sometimes no records can be found for an individual that provide a place of birth
- Research siblings, nephews, aunts
- If necessary, research friends and coworkers of the research target
- Sometimes it's possible to research the surname itself to find an origin
  - If the surname is very common, this won't work
  - Some surnames are very localized
    - If so, map places where the family's surnames are concentrated

Links:

Ancestry: ancestry.com

FamilySearch: familysearch.org

USCIS Genealogy Program: uscis.gov/genealogy

USCIS FOIA: first.uscis.gov/

Selective Service Records at NARA: sss.gov/wp-content/uploads/2020/03/NARA-Record-Request.pdf

State Department Passport Application FOIA: travel.state.gov/content/travel/en/passports/have-passport/passport-records.html

RESEARCHING A UNION CIVIL WAR SOLDIER

Craig Roberts Scott, CG, FUGA
700 Falls Road
Rocky Mount, NC 27804
crscott@HeritageBooks.com

Typical researchers stop too soon in their military research, believing that they have found all that there is to find about a soldier. There is more to military research than the compiled military service records or in the pension application file.

Compiled Military Service Records (CMSRs) lead to other records.

Pensions lead to other records.

During and after a war many records are created for soldiers. Most researchers are familiar with compiled military service records (not all soldiers have them) and military pensions (not all soldiers have them). But there is more. What follows is a full research strategy for a Union Civil War soldier.

Efficient research is accomplished by making a soldier as unique as possible. Following a specific record path can lead to fewer missteps in the research process.

Research Steps

Step One:

Identify the person of interest.

Examine your pedigree charts.
Look for those born between 1800 to 1850 years before the war starts.
Focus on those born between 18255 to 1845 years.
Collect what information that you know about this person
- Full Name
- Year of Birth
- Place of Birth
- Residence before, during, and after conflict Name of spouse

Do all the census research.

Step Two:

Do a literature search.

County, State, National (libraries, archives, historical societies, and adjutant general's office)

Family Search – look for the Wikis that relate to the Civil War
Fold3
Ancestry
Google
Center for Military History

Step Three:

Find the pension materials.

Examine both the General Index on Ancestry and the Organizational Index on Fold3. Remember there is a Numerical Index.

Some pensions are on Fold3 that relate to widows, but not all.
[not all soldiers or their dependents have pensions]

If not available on Fold3, obtain the pension from NARA.

Determine type of service. [Militia, State, Federal Establishment, Regular]
Determine nature of service. [Officer, Staff, Enlisted]
Determine the battles.
Determine other information of value.

Find pension ledgers, pension payment vouchers, pension cards, settled accounts, last and final payments, checks. [Can only be done at NARA]

Was there a widow's pension or other pension?

Separate the pension materials by act and person.

Step Four

Follow the soldier through the war based on CMSRs and pension.
Look for additional sources identified in the CMSRs
Always examine Register of Enlistments.

It is possible that your ancestor served with more than one unit during the war.

Trace you ancestor through the entire war; don't stop just because you found a unit that he belonged to.

Step Five:

Look for the availability of enlistment papers, personal papers, prisoner of war records, medical records, courts-martial, furlough, discharge papers and other papers. There may be letters, uniforms, medals, muskets, rifles, pistols, or swords.

Look for provost marshal records.

Filed by Congressional District

Step Six:

Find the homestead land if after 1863.

Always do a Bureau of Land Management patent search.

Step Seven:

Look for Record and Pension Office Correspondence.
Index is on Ancestry.com

Original files are at NARA

Step Eight:

Look for a unit history, company, regiment, and division.
Look for battle histories.
Look for diaries.
Look for a Facebook page for the unit or division.
Look for photographs.
Always consult eBay.

Find material about the captains, the regimental commanders, the battles and the campaigns.

Check what the local paper was reporting on the war.

Step Nine:

Look for burial records.

Always check FindaGrave for the soldier.

Step Ten:

Remember that each record should have led you to another record. Every abstract or index card represents an original record. Put your ancestor in the context of his time.

Having now accomplished a reasonably exhaustive search analyze and correlate.

Finding Aids

RG 109 War Department Collection of Confederate Records

RG 94 Records of The Adjutant General's Office

RG 249 Records of the Commissary General of Prisoners

Out of State, Out of Mind? Finding the Answers in Virginia's Neighbor's Records©

Vic Dunn, CG
43540 Clivedon Court
Ashburn, Virginia 20147-4540
www.virginiaancestry.com
victor.dunn@virginiaancestry.com
703-431-0630

Virginia and West Virginia share borders with a number of neighbors: Kentucky, Maryland, North Carolina, Ohio, Pennsylvania, Tennessee and Washington, D.C. Often the borders are artificial boundaries that were resolved after years of disputes between Virginia and the neighboring state. Therefore, residents often did not know what state they lived in. Natural boundaries such as the Ohio and Potomac rivers and Chesapeake Bay could be easily accessed to cross into a neighboring state resulting in a great deal of migration back and forth between Virginia and its neighbors.

Record Types

Marriage Records:

- In Northern Virginia, residents frequently crossed the state line to marry in Maryland or in the District of Columbia. In some cases, the couple never left the county, but traveling ministers submitted the marriage returns to the wrong courthouse.
- Early marriage returns for Fairfax and Prince William counties are missing, but residents sometimes married in Washington, D.C.
- Southern Virginian's often married in North Carolina.
- Eloping couples frequently took the train across the state line.

Church Records:

- Traveling ministers from Maryland and Pennsylvania often performed baptisms and marriages in Virginia which are recorded in the home church - i.e. Elizabeth P. Bentley's *Early Lutheran Baptisms and Marriages in Southeastern Pennsylvania : The Records of Rev. John Casper Stoever from 1730 to 1779* (Baltimore, MD : Genealogical Publishing Co. 1982).

© 2023 Victor S. Dunn, CG

- Virginia had few Catholic churches until the mid to late 1800s. Therefore, check neighboring Maryland or D.C. for records and burials.

- Virginia Quaker records frequently indicate prior church memberships in Maryland or Pennsylvania so consult those records.

Newspapers:

- *Pennsylvania Gazette* frequently carried news items of the neighboring colonies – fully searchable at GenealogyBank (genealogybank.com).

.

- Washington, D.C. newspapers such as the *National Intelligencer* and *Washington Post* as well as Frederick and Hagerstown, Maryland papers often contain news of Northern Virginians including vital statistics. Also, check West Virginia newspapers for information on Virginians.

Land:

- Check neighboring out-of-state county for land records. Ancestor may have been speculating.

- Check the neighboring out of state counties if there was a boundary issue i.e. – subsequent transfers of land patented in Virginia with location as Nansemond Co., Virginia shows up in Chowan County, North Carolina, Records.

Death and Probate Records:

- Elderly Virginias may have gone to live with children who resided in a neighboring state.

- Probates of widows and childless aunts and uncles may be found outside of Virginia.

Court Suits:

- Defendants sometime moved to a neighboring state to avoid court suits.

- Court notations will frequently indicate a defendant has removed from the state i.e. - "Gone to Carolina."

Census and Birth Records:

- Enumerations or birth records may indicate that a child was born out of state while other records indicate the father resided in the state prior to the child's birth. This may occur when the mother returned to her parents out of state home to have the child and was more common with the first child.

- Always check 1880 census for clue to birth place of parents.

Geographical Considerations

- Tidewater and Piedmont migration typically went from east to west so research Eastern Maryland counties when an ancestor does not show up in earlier Virginia records.
- Southside Virginia – Check records in the North Carolina counties of Northampton, Edgecombe, Halifax and surrounding Counties.
- Shenandoah Valley migration was typically from north to south so check Western Maryland, Pennsylvania, New Jersey, Delaware and New York. In the later half of the 1700s, Tidewater and Piedmont Virginians also began crossing Blue Ridge Mountains
- During the French and Indian War, a number of Virginians, particularly in the Shenandoah Valley, moved to North and South Carolina to escape Indian conflicts. Other valley residents moved east of the Blue Ridge until the conflict ended.
- West Augusta District – dealt with the border dispute between Pennsylvania and Virginia. Check Southwestern Pennsylvania County records. See Boyd Crumrine's Virginia *Court Records in Southwestern Pennsylvania; Records of the District of West Augusta and Ohio and Yohogania Counties, Virginia* (Baltimore: Clearfield Co, 1995).
- Southwestern Virginia Counties should check records of Old Rowan County, North Carolina records and the counties formed from it. See Jo White Linn's "Virginia-North Carolina Migrations as Indentified in the First Ten Deed Books of Rowan County, N.C.," from May 1985 *Magazine of Virginia Genealogy* which also contains a number of clues to migration from Tidewater and Southside Virginia into Rowan County. A number of North Carolinians moved into the Southwest Virginia following the Revolution.
- Following the devastation of the Civil War in the Shenandoah Valley, a number of residents sought jobs in Maryland cities such as Frederick, Hagerstown and Baltimore which was considered friendly to former Confederates.
- A number of freed African-American Virginians began new lives in Washington, D.C, Baltimore and in Pittsburg following the Civil War.

S306

Vic Dunn, CG
Out of State, Out of Mind? Finding the Answers in Virginia's Neighbors' Records

Virginia, West Virginia, and Their Neighbors

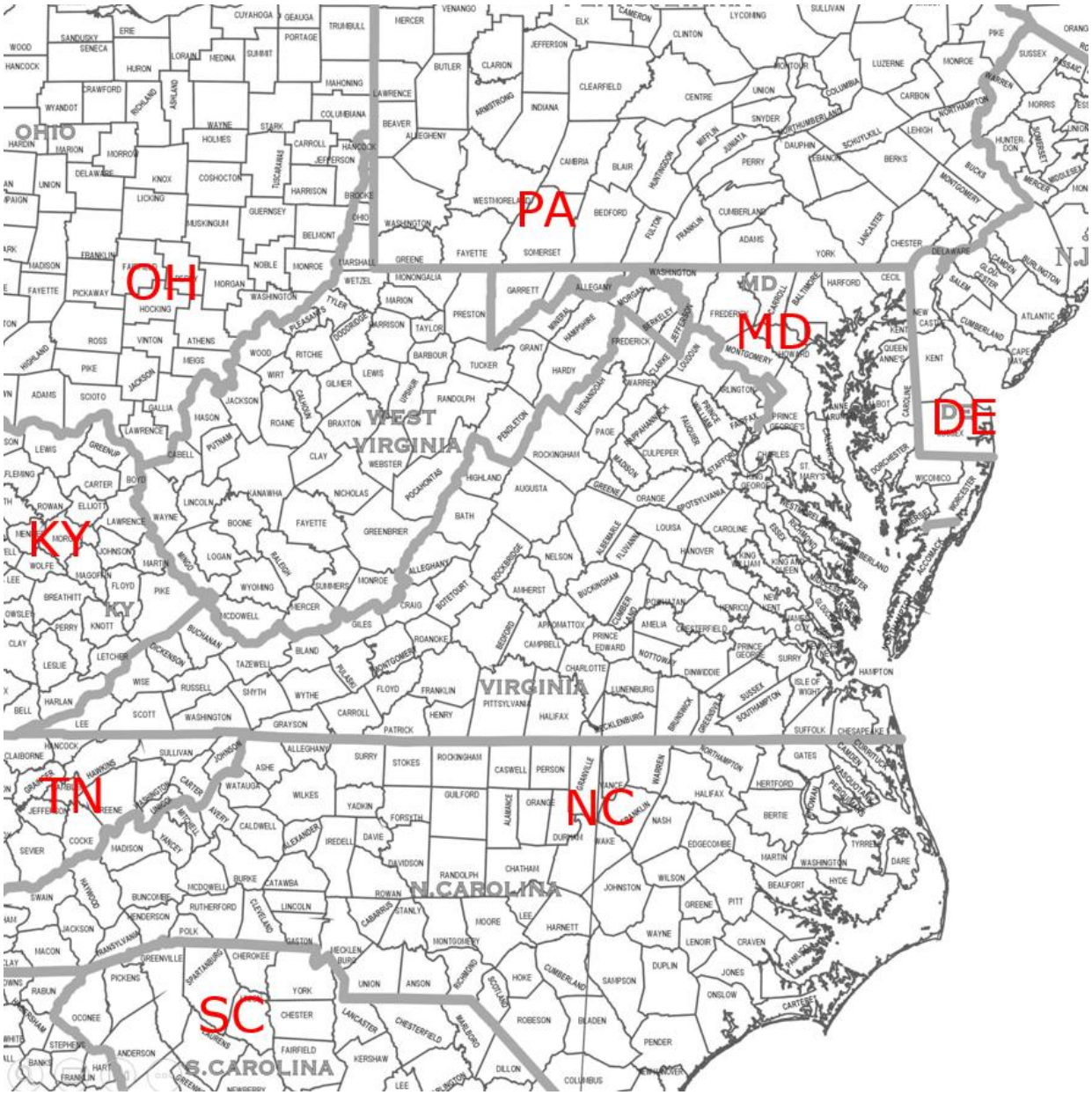

#NGS2023GEN



IRISH RESEARCH—MAPS & JURISDICTIONS

Rick Sayre, CG®, CGL℠, FUGA
929 Scarlet Oak St.
Middletown, DE 19709
E-mail: ricksayre@gmail.com

INTRODUCTION

This is a two-part session. The first part is a discussion of jurisdictions; the second is about maps. Understanding these political and ecclesiastical boundaries is a key competency for effective research.

JURISDICTIONS

My favorite desk reference is Mitchell's *Atlas* (#6). *Wikipedia* is also quite useful for maps of jurisdictions, and they are in color. These jurisdictions evolved over centuries. Some are now largely obsolete. The key point to understand is, record keeping is tied to jurisdictions. It is also important to understand this structural arrangement is not necessarily hierarchal. For example, civil parishes may cross the boundaries of counties or baronies. The major jurisdictional or administrative divisions are described below and are based on Mitchell's descriptions.

- *County*. There are 32 counties in Ireland. These counties were historically part of four provinces Ulster, Connaught, Leinster, and Munster. Six of them are part of Northern Ireland. When Northern Ireland was created in 1921 only six (Antrim, Armagh, Down, Fermanagh, Londonderry, Tyrone) of the nine counties in Ulster were included. Cavan, Donegal, and Monaghan remained in the Republic.
- *Barony*. There are 331 baronies in Ireland and are associated with land surveys. They are largely obsolete now. The figure of 273 is also used if you combine half baronies. These can be recognized by terms such as east/west or upper/middle/lower.
- *Poor Law Union*. Created by the Irish Poor Law Act of 1838, these unions or districts were intended to provide a structure to support the poor. They were usually organized around a large market town that also had a poorhouse. The districts did not conform to county boundaries. During the famine more unions were created, eventually increasing to 163 by 1850. In 1863 the unions were created as Superintendent Registrar's Districts to support civil registration that began in 1864. The Local Government (Ireland) Act 1898 (61 & 62 Vict. c. 37) essentially replaced the civil parish and the barony with the poor law union as the basic administrative unit. The poor law unions were further subdivided into 829 registration districts. Shane Wilson's website has a Registration District Browser at swilson.info/regdistmap.php#, is very helpful.
- *Diocese*. There are two diocese systems in Ireland. One was created by the Church of Ireland and the other by the Catholic Church. There are 19 dioceses for the Church of Ireland plus the Archdioceses of Armagh and Dublin. The Catholic Church has 29 dioceses. The Church of Ireland dioceses are record keeping jurisdictions associated with probate.
- *Civil Parrish*. The civil parishes have their origin in the seventeenth century and were extensively used in land surveys. They were well defined by the middle of the nineteenth century and eventually 2,508 parishes were created.

- *Church of Ireland Parish.* Prior to 1871 the Church of Ireland was the Established Church of Ireland. Their parishes conform to civil parish names and boundaries, with a few exceptions.
- *Roman Catholic Parish.* These parishes do not conform to civil parishes in either boundaries or names. Mitchell's *Atlas* (#6) provides a map of the Catholic parishes for each county.
- *Probate district.* As a result of the probate act passed in 1857, the Church of Ireland no longer had the authority to prove wills or issue letters of administration. The Principal Registry was established in Dublin and 11 district registries were created
- *Townland.* According to Byrne (#1) "The smallest and most enduring land division of the county (which it preceded)…" Finding the townland of origin should be the goal of every person searching for their ancestor. There are over 64,000 of them in Ireland. The smallest is less than an acre and the largest is 7,555 acres. They average 325 acres. Some names are reused in different jurisdictions. If your research on your immigrant ancestor has found the townland, then you can determine all the applicable jurisdictions. Boundaries and names of townlands were finally settled by the first Ordnance Survey. *Townland Maps* at townlands.ie/ is a very useful site to find locations and maps of townlands.
- *Cities, Towns,* and *Boroughs.* Governance and record keeping relating to these entities has evolved over time. Also, there are differences between the Republic and Northern Ireland. Of note are the five kinds of boroughs. They are corporation, freeman, county, potwalloping and manor. Freeman and potwalloping boroughs relate to the right to vote

Mapping Resources

There is a wealth of mapping resources for Ireland. Being an ancient country, maps reach back to early times such as the *Down Survey of Ireland* that was done 1644–1658. Though this survey and other mapping efforts are useful to acquiring a historical perspective, for genealogists more modern sources offer more utility. The major map sources include the Ordnance Survey maps, estate maps, and modern cartographic products that create maps of historic jurisdictions.

The *FamilySearch Wiki* page "Ireland Maps," familysearch.org/wiki/en/Ireland_Maps provides a broad overview and links to some key sites. The University College Dublin (UCD) holds a significant collection of Irish maps. Their library guide, *Map Collections at UCD and on the Web: Historic Maps - All Island Ireland*, libguides.ucd.ie/findingmaps/mapshistIreland provides a broad overview and links to many sites.

The National Archives of Ireland (NAI) holds the Ordnance Survey maps of Ireland, except those transferred to the Public Records Office of Northern Ireland (PRONI). The National Library of Ireland (NLI) map collection consists of about 150,000 maps mostly relating to Ireland.

The Ordnance Survey

The British Ordnance Survey first arrived in Ireland in 1824 to support the planed valuation of property. The leader of the Survey, Colonel Thomas Colby would partner with Richard Griffith to produce the *Valuation of Tenements*. The significance of this effort can hardly be overstated. The maps are done at large scale, meaning a lot of detail. They are done in multiple editions so we can follow the development of areas over time. This effort involved the determination of townland boundaries and the standardization of names. Recently online access to OS maps has improved. Over time the survey would conduct the following surveys or editions (taken from the PRONI map viewer):

© 2023 Rick Sayre, CG, CGL, FUGA

- Edition 1 (1832–1846)
- Edition 2 (1846–1862)
- Edition 3 (1900–1907)
- Edition 4 (1905–1957)
- Edition 5 (1919–1963)

In the process of surveying many notes were kept. Some made their way onto a map as an annotation. Others were eventually transcribed and published. These notes were published as the *Ordnance Survey Memoirs*. For example, the publication for Armagh is entitled *Parishes of County Armagh, 1835–8* (#3). The memoirs cover the northern counties of Ireland and provide descriptions of the communities and name many individuals. Coverage varies by county with Atrium and Londonderry being the most comprehensive. The effort was never completed for the whole island, but this is a unique source worth checking if it covers your area of interest. *OS Memoirs* exist for counties Antrim, Armagh, Donegal, Down, Fermanagh, Londonderry and Tyrone. There are 40 printed volumes. The Family History Library catalog describes these volumes. McWilliams' *Index to Ordnance Survey Memoirs of Ireland* (#5) is a consolidated name index with over 73,000 entries.

Online access is available for many of the maps produced by the Ordnance Survey and the good news is you can now find maps free of charge. For Northern Ireland navigate to the PRONI Map Viewer, nidirect.gov.uk/articles/about-proni-historical-maps-viewer. For the Republic navigate to GeoHive, geohive.ie/. Remember that these maps will not show the valuation information. Sites such as *Ask About Ireland*, *Findmypast*, and *Ancestry* will have maps with valuation data. *Findmypast* has the most complete collection of valuation records but they do not have the valuation maps for Northern Ireland on their website.

Estate Maps

Before the appearance of the Ordnance Survey in 1824, mapping efforts had been ongoing for some time, largely at the behest of the operators of the large landed estates. Some of these efforts are described in Dooley's *The Big Houses and Landed Estates of Ireland* (#4). Also, *Maps and Map Makers in Local History* (#7), by Prunty offers a description of available local maps. Paddy Duffy's article "Eighteenth-Century Estate Maps" (link below) is useful.

The National Library's (NLI) project, Irish Landed Estates, Rentals, and Maps, nli.ie/en/irish-landed-estates-rentals-and-maps.aspx, is designed to improve access to these underutilized sources. In collaboration with the Centre for the Study of Irish Historic Houses and Estates (the publisher of *The Big Houses and Landed Estates of Ireland*) the Library intends make their holdings of estate records more easily available as they recognize their value for the study of Ireland's social history, and their importance in genealogical studies. These sources also are important for the study of the history of cartography in Ireland. In addition, the Library holds the *Longfield Map Collection* by John Longfield, John Brownrigg, Thomas Murray, et al., Land Surveyors, ca. 1770–1840. The collection consists of 1,671 individual maps. All counties in Ireland are represented except Derry. This firm was in the business of providing mapping service to the large estates. Some of the maps have been digitized.

The National Archives of Ireland holds many collections from estates. Some of these include estate maps. The NLI has an even larger collection of estate maps. PRONI also holds collections of estate

© 2023 Rick Sayre, CG, CGL, FUGA

maps. Some collections are in private hands and some are in local repositories. For example, the estate maps of the Earl of Charlemont are located in the County Armagh Museum.

Modern Cartography

There are many mapping tools available that visually depict jurisdictions and other data graphically. John Grenham's website, *Irish Ancestors* ($), and others provide the ability to see ancient jurisdictional boundaries using modern GIS systems. *Irish Ancestors* offers maps of civil and Roman Catholic parishes, and also poor law unions. In some cases, *Irish Ancestors* links to other mapping sites such *Google, Irish Townlands, Ask About Ireland*, and *GeoHive*. Many similar modern mapping products and others that are useful can be found at Shane Wilson's website, SWilson, swilson.info/index.php. He also provides an overview of online maps available for Ireland with his webpage *Historic Maps of Ireland available Online*, info/wp/?p=1995. Wilson has digitized many historic maps for Ireland and Dublin. He has also built a "Townland Index and Database – 1851." The tool is based on Thom's Index (url below).

Another Integrating Example

Crawford and Foy's *Townlands in Ulster* (#2) provides eight essays on townlands in the counties of Antrim, Down, Fermanagh, Tyrone, and Londonderry. The authors use a framework that includes the history before the Plantation, estates and the creation of farms, population growth, hosing changes, community and traditions and several other factors to describe the evolution of these eight townships over four centuries. The Ordnance Survey maps are one of the key tools used to display and organize the data from the analysis framework. A useful website that complements this publication is Bill Macafee's website, *Family and Local History* (see below for url).

Compilation of Important Websites (All urls were verified as of 9 February 2023)

- *Ancestry Ireland*, ancestryireland.com/. Site of the Ulster Historical Foundation
- *Ask About Ireland*, askaboutireland.ie/griffith-valuation/. User friendly free site to explore *Griffith's Valuation* and related Ordnance Survey maps. Also see the page *Maps, Plans, and Drawings*. Many other features have been added to this site, mostly specific to the Republic.
- *Ask About Ireland*, Taylor & Skinner: *Maps of the Roads of Ireland Surveyed 1777,* askaboutireland.ie/reading-room/digital-book-collection/digital-books-by-subject/geography-of-ireland/taylor-skinner-maps-of-th/
- *Dublin Historic Maps*, dublinhistoricmaps.ie/
- *Eighteenth-Century Estate Maps,* historyireland.com/18th-19th-century-history/eighteenth-century-estate-maps/
- *Family and Local History,* billmacafee.com/mapsandphotos.htm
- *GeoHive* (Ordnance Survey for the Republic), geohive.ie/
- *The Great Irish Famine Online,* irelandxo.com/ireland-xo/news/great-irish-famine-online
- *Guide to family & landed estate collection,* nationalarchives.ie/article/guide-landed-estate-records/
- *Historic Maps of Ireland available Online*, swilson.info/wp/?p=1995
- *Ireland, Thom's Official Directory, 1910*, familysearch.org/search/collection/3499256#:~:text=Thom's%20Irish%20Almanac%20%26%20Directory%20is,and%20military%20officers%20in%20Ireland.
- *Irish Ancestors*, johngrenham.com. Surname distribution, and places.

© 2023 Rick Sayre, CG, CGL, FUGA

- *Irish Ancestors*, Civil Parishes, johngrenham.com/places/civil_index.php
- *Irish Ancestors*, Catholic Parish in Ireland, johngrenham.com/places/rcmap_index.php
- *Irish Ancestors*, Poor Law Union, johngrenham.com/places/plu_index.php
- *Irish Historic Towns Atlas*, ria.ie/research-projects/irish-historic-towns-atlas#:~:text=The%20Irish%20Historic%20Towns%20Atlas,by%20a%20detailed%20text%20section.
- *Irish Townlands,* townlands.ie/
- *Northern Ireland Place Names Project*, Placenamesni.org
- *Open Street Map, Ireland,* openstreetmap.ie/
- *Ordnance Survey Ireland,* osi.ie/
- *Ordnance Survey Ireland Archive,* ria.ie/library/catalogues/special-collections/modern-manuscripts/ordnance-survey-ireland-archive
- *PRONI Map Viewer*, nidirect.gov.uk/articles/about-proni-historical-maps-viewer
- *SWilson*, swilson.info/index.php
- *Townlands Database*, swilson.info/db/townlanddbs.php

BIBLIOGRAPHY

1. Byrne, Joseph. *Byrne's Dictionary of Irish Local History: From Earliest Times to C. 1900.* Mercier Press, 2010. Available for the Kindle.
2. Crawford, W. H., and R. H. Foy. *Townlands in Ulster: Local History Studies.* Belfast: Ulster Historical Foundation in association with the Federation for Ulster Local Studies, 1998.
3. Day, Angélique, and Patrick McWilliams. *Ordnance Survey Memoirs of Ireland. Vol. 1, Parishes of County Armagh 1835–8.* Belfast: Institute of Irish Studies, The Queen's University of Belfast, in association with the Royal Irish Academy, 1990.
4. Dooley, Terence A. M. *The Big Houses and Landed Estates of Ireland: A Research Guide*. Dublin: Four Courts Press, 2008.
5. McWilliams, Patrick. *Index to Ordnance Survey Memoirs of Ireland Series: People and Places.* Belfast: Institute of Irish Studies, Queen's University of Belfast, 2002.
6. Mitchell, Brian. *A New Genealogical Atlas of Ireland: 2nd Edition.* Baltimore: Genealogical Pub. Co., 2006.
7. Prunty, Jacinta. *Maps and Map-Making in Local History*. Dublin: Four Courts, 2004.

© 2023 Rick Sayre, CG, CGL, FUGA

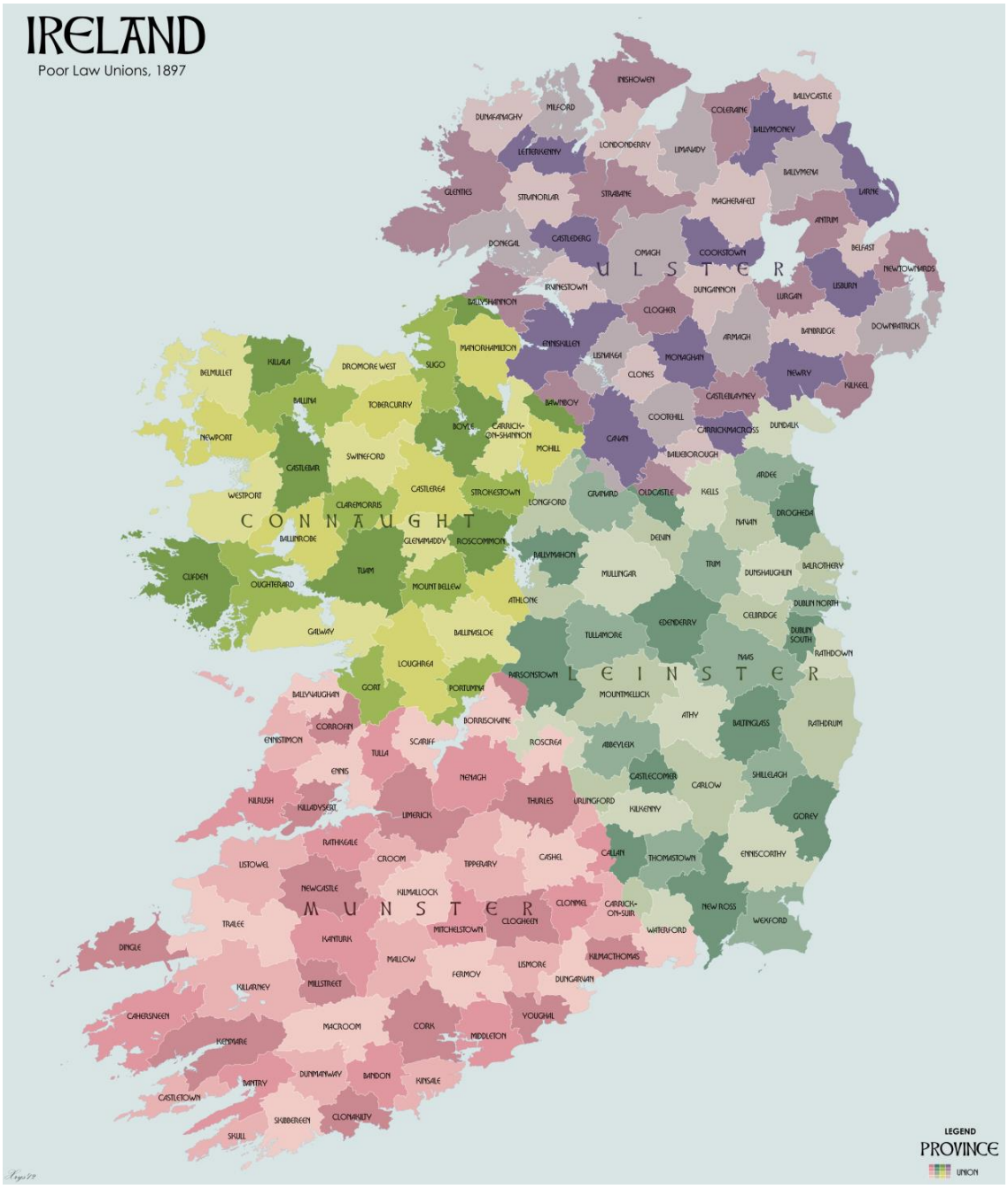

Figure 1: Ireland, Poor Law Unions, 1897 (Creative Commons)

© 2023 Rick Sayre, CG, CGL, FUGA

FROM GREY TO BLUE:

GALVANIZED YANKEES TAMING THE WEST



Judy G. Russell, JD CG CGL
The Legal Genealogist®
https://www.legalgenealogist.com
legalgenealogist@gmail.com

Overview: They began the Civil War fighting under the Stars and Bars, but turned their coats to save their lives and escape Union prison camps. In the months that followed, some 6,000 Galvanized Yankees helped tame the West.

#NGS2023GEN

WHO WERE THE GALVANIZED YANKEES?

The term "Galvanized Yankee" is used to describe those Confederate soldiers captured by the Union during the Civil War and sent to Union prison camps, who then gained their freedom by enlisting for service in the Union Army. Beginning in 1864, some 6,000 prisoners were enlisted, forming six regiments of roughly 1,000 men each, the 1st through the 6th United States Volunteers.

There was, of course, the exception: the term "galvanized" was also used to describe Yankees who enlisted for the Confederacy. Their service is beyond the scope here; for more information, see National Archives Microfilm Publication M2156, *Lists of Federal Prisoners of War Who Enlisted in the Confederate Army*, available only in person at the main NARA facility, Archives I in Washington, D.C.

HOW THE REGIMENTS WERE RECRUITED

Initially, the two sides in the Civil War had exchanged or paroled prisoners, rather than holding them long-term in prison facilities. A formal system for prisoner exchanges was established in 1862, known as the Dix-Hill Cartel. In addition, some prisoners were paroled—released to return home in return for a promise not to take up arms again. However, in 1863, the Union Army began enlisting African-American soldiers, and Confederate President Jefferson Davis stated that he would not exchange black soldiers or their white officers. His position was codified into Confederate law in May 1863, and reports of mistreatment of captured U.S. Colored Troops were rampant. As a result, the Union suspended prisoner exchanges and paroles as of 30 July 1863.

As a result, the numbers of prisoners held by the Union skyrocketed and new prison camps and facilities were hastily developed. Conditions in many of these prisons were harsh, and deaths from disease and malnutrition were rampant. Rock Island, Illinois, for

©2023 Judy G. Russell, JD, CG, CGL

example began housing prisoners in the last months of 1863, before its facilities were even finished, and prisoners faced temperatures well below zero that entire winter. Smallpox and other diseases were rampant, and in early summer 1864 the prisoners' rations were cut, adding starvation and scurvy to the list of ills the men faced. Overall, one of every six men sent to Rock Island died there—most by the fall of 1864. Conditions at other major Union prison camps were no better.

Prisoners at these overcrowded camps were presented with an option between January 1864 and May of 1865: they could get out of prison camps if they joined the Union Army. Most were specifically promised that they would be sent west, to face hostile native tribes, and never south to face their former comrades. For those roughly 6,000 men—enough to fill two regiments at Rock Island, two at Point Lookout, Maryland, and two more between Camp Douglas and Alton Military Prison in Illinois, Camp Chase, Ohio and Camp Morton, Indiana—that was inducement enough.

The Role Played by the Galvanized Yankees

The six regiments of Galvanized Yankees served primarily along the American frontier. Only two—the 1st and the 4th—saw any duty in the east, and those both briefly before being ordered further west. As described by the National Park Service, "They garrisoned frontier forts which were low on manpower at a time of general unrest among American Indians. They were stationed along the Missouri River, Oregon and Santa Fe Trails. From New Mexico to Montana, they endured Indian attacks, cold winters, disease, and grueling marches. Despite these hardships, they rebuilt trans-continental telegraph lines, restored stagecoach and mail routes between Missouri and California, escorted supply trains along the Santa Fe Trail, and protected wagon trains as they crossed the plains."

Specific information about each of the six regiments, their post assignments and mustering out dates (generally in 1866) can be found in Frederick H. Dyer's *Compendium of the War of the Rebellion* [resource list #5]. For more information generally about the units and their activities at specific posts, an essential resource is National Archive Microfilm Publication M617, *Returns from U.S. Military Posts, 1800–1916*. This microfilm, arranged alphabetically by post and then chronologically by date, is online at Ancestry (https://www.ancestry.com/search/collections/1571/) and is also available at FamilySearch (https://www.familysearch.org/search/catalog/589910).

Records of the Galvanized Yankees

The first step is determining whether a research subject served in one of the Galvanized Yankee regiments. An index was created by the National Archives and reproduced as Microfilm Publication M1290, *Alphabetical Card Name Indexes to the Compiled Service Records of Volunteer Soldiers who Served in Union Organizations not Raised by States or Territories*... The index is arranged by organization and then alphabetically by the soldier's surname. The record set is online at the subscription site Fold3 (https://www.fold3.com/publication/804/); the Galvanized Yankees are listed on rolls 23-26. For any soldier found in the index, researchers will want to check for Union service records, Confederate service records and Union pension records. Galvanized Yankees

©2023 Judy G. Russell, JD, CG, CGL

were not eligible for pensions from states that provided Confederate pensions, but those records still should be checked since some did apply, concealing their Union service.

a. Union service records

For Union service, the key resource is NARA Microfilm Publication M1017, *Compiled Service Records of Former Confederate Soldiers Who Served in the 1st Through 6th U.S. Volunteer Infantry Regiments, 1864-1866.* These compiled records reflect abstracts made from documents in the custody of the War Department and from muster, pay, and other rolls held by the Second Auditor of the Treasury. The publication consists of 65 rolls of microfilm, and the records are arranged numerically by regiment, and thereunder alphabetically by soldier's last name.

The entire publication has been digitized and is available online at FamilySearch (https://www.familysearch.org/search/collection/1932430) and at the subscription website Fold3 (https://www.fold3.com/publication/45/).

b. Confederate service records

Compiled service record for Confederate soldiers were also created by abstracting information from Confederate records seized by the War Department. A single NARA microfilm publication, M258, *Compiled Service Records of Confederate Soldiers Who Served in Organizations Raised Directly by the Confederate Government* contains records of those in units raised by the Confederate government, and is available online at FamilySearch (https://www.familysearch.org/search/collection/1932383) and the subscription site Fold3 (https://www.fold3.com/publication/29/). Several other NARA microfilm publications contain records of soldiers who served in units raised by individual states; these are also available online. At FamilySearch, they can be located through a catalog search for "Civil War Service Records of Confederate Soldiers" using the title field. At Fold3, they can be located by entering "Civil War Service Records (CMSR) – Confederate" in the search field.

c. Pension records

If a Galvanized Yankee who served with the 1st through 6th U.S. Volunteer Infantry applied for a pension based on that or other U.S. service, additional information about him may be located among the Union pension files in the Records of the Veterans Administration, Record Group 15. An index to Union pensions is published as NARA Microfilm Publication T289, *Organization Index to Pension Files of Veterans Who Served Between 1861 and 1900*, and is available online at FamilySearch (https://www.familysearch.org/search/collection/1471019) and the subscription site Fold3 (https://www.fold3.com/publication/57/). The pension files themselves are generally not digitized (though some may be available through NARA's History Hub copying program, so the NARA Catalog should be searched).

For Confederate pensions issued by the states of Alabama, Arkansas, Florida, Georgia, Kentucky, Louisiana, Mississippi, Missouri, North Carolina, Oklahoma, South Carolina, Tennessee, Texas, and Virginia, check the relevant state archives.

©2023 Judy G. Russell, JD, CG, CGL

Resources for Further Research

1. Alford, Kenneth L. "John E. Davis (William H. Norman) -- A Galvanized Yankee in Utah." BYU Faculty Publications (20-17). https://scholarsarchive.byu.edu/facpub/2056
2. Brown, Dee. *The Galvanized Yankees*. Urbana: University of Illinois Press, 1963.
3. Butts, Michele T. *Galvanized Yankees on the Upper Missouri: The Face of Loyalty*. Boulder: University Press of Colorado, 2003.
4. Butts, Michele T. "Trading Gray for Blue: Ex-Confederates Hold the Upper Missouri for the Union." *Prologue* 37 (Winter 2005). https://www.archives.gov/publications/prologue/2005/winter/galvanized.html
5. Dyer, Frederick H. *A Compendium of the War of the Rebellion*. Des Moines, Iowa: Dyer Pub. Co., 1908.
6. "Galvanized Yankees – Meet the Confederate POWs who joined the Union Army." *Military History Now*, posted 12 August 2013. https://bit.ly/legalgen0602
7. Hester, Albert L.. *Putting on Blue: Confederates from the Athens, Georgia, Area Who Became Galvanized Yankees*. Athens, Ga. : Athens Historical Society & The Green Berry Press, 2015.
8. Marshall, Andrew. "What were the Galvanised Yankees?" Posted 8 February 2021. https://bootcampmilitaryfitnessinstitute.com/2021/08/02/what-were-the-galvanised-yankees/
9. National Archives. *Military Service in the U.S. Volunteer Infantry, "Galvanized Yankees," 1864–1866*. https://www.archives.gov/files/research/military/civil-war/galvanized-yankees.pdf
10. National Park Service, Jefferson National Expansion Memorial. "The Galvanized Yankees." *The Museum Gazette*. July 1992. Via Wayback Machine. https://bit.ly/legalgen0604
11. O'Neil, Patrick. *Galvanized Yankees: Confederates in Union Service*. Civil War Veterans Museum. Undergraduate Honors Thesis. University of Nebraska-Lincoln. December 2020. https://digitalcommons.unl.edu/honorstheses/287/
12. Osman, Stephen E. "'Galvanized Yankees' do their duty in Minnesota." Military History Society of Minnesota. *Allies* 21 (Winter 2013): 1-4. https://bit.ly/legalgen0605
13. Russell, Judy G. "A Layer of Blue." *The Legal Genealogist*, posted 13 March 2021. https://www.legalgenealogist.com/2021/03/13/a-layer-of-blue/
14. ——. "And following up..." *The Legal Genealogist*, posted 19 April 2018. https://www.legalgenealogist.com/2018/04/19/and-following-up/
15. Springer, Patrick. "'Galvanized Yankees' served in Dakota Territory." *The Jamestown (N.D.) Sun*, 20 April 2015. https://www.jamestownsun.com/news/galvanized-yankees-served-in-dakota-territory
16. Talbott, Tim. "My 'Galvanized Yankee' Ancestor." *Random Thoughts on History* blog, posted 9 August 2013. https://bit.ly/legalgen0606
17. Unrau, William E. "Justice at Fort Laramie: The Trial and Tribulations of a Galvanized Yankee." *Arizona and the West* 15 (Summer 1973): 107–132. http://www.jstor.org/stable/40168130
18. Wirtz, Ronald. *The 3rd U.S. Volunteer Infantry, Pt. 1: Galvanized Yankees Along the Platte*. Books and Monographs: CTR Library (2020). https://openspaces.unk.edu/ctr-books/1

All URLs verified as of 1 March 2023

©2023 Judy G. Russell, JD, CG, CGL

Within the Union Lines: Correlating Evidence to Locate Former Plantations

Board for Certification of Genealogists® Skillbuilding Lecture

AMY LARNER GIROUX, PHD, CG, CGL
agiroux@NYfamilyhistory.com

Introduction

Finding the families of previously enslaved individuals can be difficult; however, various clues to the identity of the enslaver may be found in Civil War era records. Pensions, for example, can include testimony from ex-slaves that either identify their enslaver directly, or offer enough kernels of information to enable a researcher to locate the plantation of origin.

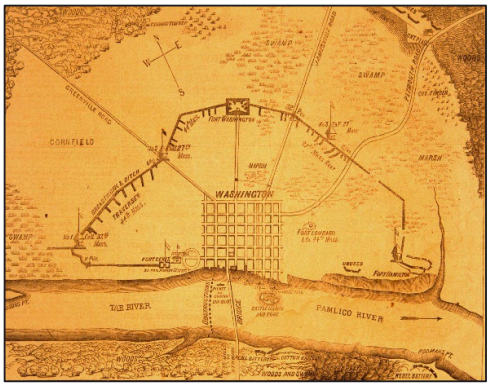

Washington Map. Courtesy of East Carolina University.

This case study involves Simon Pew, who escaped from enslavement and came within the Union lines at Washington, North Carolina, in July 1862. In December of that year, he returned to the plantation to help his family and others from surrounding plantations come within the Union lines. In 1863, when Blacks were allowed to enlist, Simon joined the 1st North Carolina Colored Volunteers (renamed the 35th U.S.C.T.). By correlating evidence from pensions, estate records and more, we can trace this group of formerly enslaved people back to their North Carolina plantations.

Discussion

- **Research questions**
  The initial research question focused on one individual, Simon Pew, in order to identify his immediate kin. However, research broadened to include all people in his family's orbit.
- **Place-based research**
  Assembling clues from testimony such as, "the distance to said place [Washington, NC] from our master's plantation is 35 miles" and "having been reared within a mile of the claimant, that they came with the claimant and her family within Union lines at Washington, NC, in 1862 where they remained a few months when they all came to Newbern," allowed correlation with other records to pinpoint the locations of the former plantations.
- **Evidence analysis**
  Techniques such as evidence summaries and mind maps allow a thorough analysis of information and evidence. Using these tools keeps research focused on the connections between the documents and evidence.

URLs accessible as of 27 January 2023.

© 2023, Amy Larner Giroux, PhD, CG, CGL – All Rights Reserved

#NGS2023GEN

Case Study Record Groups

1. "1850 U.S. Federal Census - Slave Schedules." *Ancestry.com.* (https://www.ancestry.com/search/collections/8055).
2. "1860 U.S. Federal Census - Slave Schedules." *Ancestry.com.* (https://www.ancestry.com/search/collections/7668).
3. "Case Files of Approved Pension Applications of Widows and Other Dependents of Civil War Veterans, 1861-1934;" Department of Veterans Affairs, Record Group 15, National Archives, Washington, D.C.
4. "Civil War Service Records (CMSR) - Union - Colored Troops 31st-35th Infantry." *Fold3.com.* (https://www.fold3.com/publication/692/civil-war-service-records-cmsr-union-colored-troops-31st-35th-infantry).
5. "Confederate Citizens File." *Fold3.com.* (https://www.fold3.com/publication/60/confederate-citizens-file)
6. "Family Records Collection." State Archives of North Carolina. (https://digital.ncdcr.gov/digital/custom/family-records).
7. "Field Records of Hospitals, 1821–1912." Records of the Adjutant General's Office, , Record Group 94, National Archives, Washington, D.C.
8. "Gilmer Civil War Maps Collection." University of North Carolina. (https://dc.lib.unc.edu/cdm/about/collection/gilmer).
9. "North Carolina County Marriages, 1762–1979." *FamilySearch.org.* (https://www.familysearch.org/search/collection/1726957).
10. "North Carolina Estate Files, 1663-1979." *FamilySearch.org.* (https://www.familysearch.org/search/collection/1911121).
11. *Pitt County Genealogical Quarterly*, Pitt County, NC, digitized at *DigitalNC*, North Carolina Digital Heritage Center. (https://www.digitalnc.org).
12. "Records of slaves and free persons of color (Pitt County, North Carolina), 1858-1870." *FamilySearch.org.* (https://www.familysearch.org/search/catalog/1619969).
13. "U.S., Registers of Deaths of Volunteers, 1861-1865." *Ancestry.com.* (https://www.ancestry.com/search/collections/2123).
14. "U.S., Returns from Military Posts, 1806-1916." *Ancestry.com.* (https://www.ancestry.com/search/collections/1571).
15. "United States Civil War and Later Pension Index, 1861-1917." *FamilySearch.org.* (https://www.familysearch.org/search/collection/1471019).
16. "United States Civil War Widows and Other Dependents Pension Files, 1861-1934." *FamilySearch.org.* (https://www.familysearch.org/search/collection/1922519).
17. United States Congress, *Joint Committee on the Conduct of the War. Supplemental report of the joint committee on the conduct of the war, in two volumes: Supplemental to Senate report no. 142, 38th Congress, 2d session.* (Washington, DC: Government Printing Office, 1866). (https://catalog.hathitrust.org/Record/011528424).
18. "United States, Freedman's Bank Records, 1865-1874." *FamilySearch.org.* (https://www.familysearch.org/search/collection/1417695).

© 2023, Amy Larner Giroux, PhD, CG, CGL – All Rights Reserved

Civil War Sources

19. "African American Troops Organize in New Bern, 1863." North Carolina Department of Natural and Cultural Resources. (https://www.ncdcr.gov/blog/2016/06/30/african-american-troops-organize-new-bern-1863).
20. Browning, Judkin. *Shifting Loyalties: The Union Occupation of Eastern North Carolina* (Chapel Hill, NC: The University of North Carolina Press, 2014).
21. "Civil War Era NC." North Carolina State University, History Department. (https://cwnc.omeka.chass.ncsu.edu).
22. Click, Patricia C. Time Full of Trial : The Roanoke Island Freedmen's Colony, 1862-1867 (Chapel Hill, NC: University of North Carolina Press, 2001).
23. Coffey, Michael W., "African Americans Defend Washington, N.C., 1863," NCpedia blog, 2016. (https://www.ncpedia.org/african-americans-defend-washington-nc-1863).
24. *Consolidated index of claims, Reported by The Commissioners of Claims to the House of Representatives for 1871 to 1880.* (Washington, DC: Government Printing Office, 1892). (https://www.familysearch.org/library/books/records/item/173333-consolidated-index-of-claims-1871-1880).
25. Hutchins, Shana Renee, "Just Learning to be Men: A History of the 35th United States Colored Troops, 1863–1866," Master's thesis, North Carolina State University, 1999.
26. Mitchell, Mark S. "A History of the Black Population of New Bern, North Carolina, 1862–1872," Master's thesis, East Carolina University, 1980. (https://thescholarship.ecu.edu/handle/10342/10443).
27. "Records of ante-bellum Southern plantations from the Revolution through the Civil War : Series F, Selections from the Manuscript Department, Duke University Library." *FamilySearch.org.* (https://www.familysearch.org/search/catalog/564185).
28. "Records of the field offices for the state of North Carolina, Bureau of Refugees, Freedmen, and Abandoned lands, 1865-1872 : NARA, RG 105, M1909." *FamilySearch.org.* (https://www.familysearch.org/search/catalog/1462504).
29. Reid, Richard M. *Freedom for Themselves: North Carolina's Black Soldiers in the Civil War* (Chapel Hill, NC: University of North Carolina Press, 2008).
30. "Southern Claims Commission Case Files." National Archives and Records Administration. (https://www.archives.gov/research/military/civil-war/southern-claims-commission).

Miscellaneous North Carolina Land and Planation Sources

31. "Harrison family plantation ledger, 1846-1883," [Craven County, NC]. Southern Historical Collection, The Wilson Library, University of North Carolina, Chapel Hill. (https://catalog.lib.unc.edu/catalog/UNCb5775724).
32. Leary, Helen F.M., ed. *North Carolina Research: Genealogy and Local History*, 2nd ed. North Carolina Genealogical Society, 1996.
33. "Manly family papers, 1782-1936 (bulk 1847-1870)," [Wake County, NC]. Southern Historical Collection, The Wilson Library, University of North Carolina, Chapel Hill. (https://catalog.lib.unc.edu/catalog/UNCb2439514).
34. "North Carolina Maps." North Carolina State Archives. (https://web.lib.unc.edu/nc-maps).
35. "Slaves in antebellum North Carolina papers, 1772-1858 and undated." Southern Historical Collection, The Wilson Library, University of North Carolina, Chapel Hill. (https://catalog.lib.unc.edu/catalog/UNCb4487856).

© 2023, Amy Larner Giroux, PhD, CG, CGL – All Rights Reserved

Resources on the Enslaved

36. "African American Freedmen's Bureau Records." *FamilySearch.org.* (https://www.familysearch.org/en/wiki/African_American_Freedmen%27s_Bureau_Records).
37. "Born in Slavery: Slave Narratives from the Federal Writers' Project, 1936 to 1938." *Library of Congress.* (https://www.loc.gov/collections/slave-narratives-from-the-federal-writers-project-1936-to-1938/about-this-collection).
38. Camp, Stephanie M.H. *Closer to Freedom: Enslaved Women & Everyday Resistance in the Plantation South.* Chapel Hill, NC: The University of North Carolina Press, 2004.
39. *Digital Library on American Slavery.* University of North Carolina Greensboro. (https://dlas.uncg.edu).
40. The Federal Writers' Project. *Slave Narratives: A Folk History of Slavery in the United States From Interviews with Former Slaves.* Washington, DC: Library of Congress, 1941. (https://www.loc.gov/item/mesn001 - these are the administrative files).
41. The Federal Writers' Project. *Slave Narratives: A Folk History of Slavery in the United States From Interviews with Former Slaves*, Vol. 11, North Carolina, Part 1 [Adams-Hunter]. Washington, DC: Library of Congress, 1941. (https://www.loc.gov/item/mesn111).
42. The Federal Writers' Project. *Slave Narratives: A Folk History of Slavery in the United States From Interviews with Former Slaves*, Vol. 11, North Carolina, Part 2 [Jackson-Yellerday]. Washington, DC: Library of Congress, 1941. (https://www.loc.gov/item/mesn112).
43. "Freedman's Bureau Digital Collection." Smithsonian Institution Online Virtual Archives. (https://sova.si.edu/record/NMAAHC.FB).
44. Garrett-Nelson, LaBrenda. "Parents for Isaac Garrett of Laurens County, South Carolina: DNA Corroborates Oral Tradition." *National Genealogical Society Quarterly* 108 (June 2020): 85–112.
45. Hait, Michael G. "Free and Enslaved: John and Melinda Human/Newman of Talbot County and Baltimore, Maryland. *National Genealogical Society Quarterly* 103 (June 2015): 115–27.
46. Kluskens, Claire. "Federal Records that Help Identify Former Enslaved People and Slave Holders," National Archives and Records Administration. (https://www.archives.gov/files/calendar/genealogy-fair/2018/2-kluskens-handout.pdf)
47. "Records of Enslaved People," [How to begin your research.] State Library of North Carolina. (https://statelibrary.ncdcr.gov/research/genealogy-and-family-history/family-records/records-enslaved-people).
48. "Researching African American Ancestors: Records of Enslaved People." State Library of North Carolina. (https://statelibrary.ncdcr.libguides.com/c.php?g=1000569&p=7244561).
49. "Records of Enslaved People," State Library of North Carolina. (https://statelibrary.ncdcr.gov/research/genealogy-and-family-history/family-records/records-enslaved-people).
50. Williams, Heather Andrea. *Help Me to Find My People: The African American Search for Family Lost in Slavery* (Chapel Hill, NC: University of North Carolina Press, 2012).

Evidence Analysis Techniques

51. Giroux, Amy Larner. "Connecting the Dots Through Evidence Summaries." *OnBoard* 24, no. 2 (May 2018): 13-14.
52. Giroux, Amy Larner. "Enhancing Source Analysis with Mind Maps." *NGS Magazine* 48, no. 3 (July-September 2022): 25–30.

© 2023, Amy Larner Giroux, PhD, CG, CGL – All Rights Reserved

THE INTERSECTION OF ANTEBELLUM PROPERTY RIGHTS AND SLAVERY *

NATIONAL GENEALOGICAL SOCIETY
FAMILY HISTORY CONFERENCE 31 May– 3 June 2023

LaBrenda Garrett-Nelson, JD, LLM, CG®, CGL(SM), FASG
https://www.labgarrettgenealogy.com

The laws of slavery prevented most of the enslaved from creating their own records,[1] and documents rarely identified them with surnames. In the absence of direct evidence of a research subject's identity, genealogists glean information by researching family, associates, and neighbors (the "FAN" club).[2] Effective research of the ancestors of African-descended Americans who were enslaved in the antebellum period requires research of the. In the latter regard, records relating to the property rights of slaveholding families are particularly. The following provides an overview of the legal framework in which slavery intersected with antebellum property rights.

COMMON LAW ANTECEDENTS

Much of the American legal system was derived from the "common law" of England, a system of jurisprudence based on precedents established by English courts.[3] (The exception is Louisiana, a state that is not discussed herein and which codified its legal system following the "civil law" tradition of Continental European countries such as France.[4]) During the colonial period, Americans began to reject aspects of English property laws such as the doctrine of primogeniture (under which the eldest son took all real property[5]), opting instead to provide for equal inheritance by all children.[6]

* All websites were accessed on 11 March 2023.
[1] See for example, Benjamin James, "Slaves," *A Digest Of The Laws of South Carolina, Containing The Public Statute Law Of The State, Down To The Year 1822; A Compendious System Of The General Principles and Doctrines Of The Common Law, The Law Of Courts Martial, And A Great Variety Of Forms: The Whole Being Designed, Chiefly, For The Instruction And Use Of The Private Citizen And Inferior Magistrate* (Columbia: Telescope Press, 1822) 387.
[2] Elizabeth Shown Mills, *QuickSheet: The Historical Biographer's Guide to Cluster Research (the FAN Principle)* (Baltimore, Maryland: Genealogical Publishing Co., 2012).
[3] Henry Campbell Black, *Black's Law Dictionary: Definitions pf the Terms and Phrases of American and English Jurisprudence, Ancient and Modern,* revised 4th ed. (St. Paul Minnesota: West Publishing Co., 1968), 345-346.
[4] Ibid., 312
[5] Ibid., 1355.
[6] Richard B. Morris, "Primogeniture And Entailed Estates," *Columbia Law Review* 27 (January 1927): 24. This article surveys enactments and case law in the pre- and post-colonial period; viewed on *JSTOR*, (www.jstor.org/stable/1113540).

Common law did not restrict the property rights of a single woman ("*femme sole*"); however, property rights of a married woman ("*femme covert*") were limited to: Personal items such as clothing and jewelry; real property owned before marriage (or inherited during the marriage); and dower rights to the use (not ownership) of one-third of real property owned by her husband during the marriage.[7]

In English America, a widow's dower rights included the use of the deceased spouse's enslaved people, as acknowledged in the following 1705 Virginia law referencing the inclusion of enslaved people in dower rights.

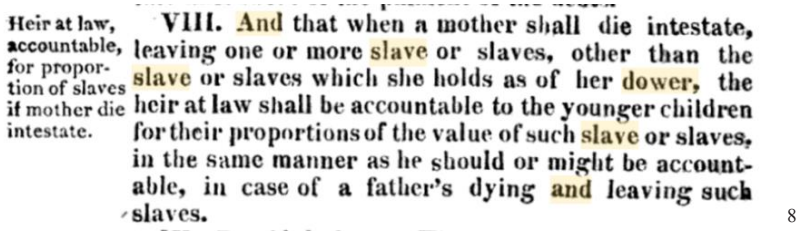

Heir at law, accountable, for proportion of slaves if mother die intestate.

VIII. And that when a mother shall die intestate, leaving one or more slave or slaves, other than the slave or slaves which she holds as of her dower, the heir at law shall be accountable to the younger children for their proportions of the value of such slave or slaves, in the same manner as he should or might be accountable, in case of a father's dying and leaving such slaves.

8

In contrast to the period of English history that gave rise to dower rights when land was the source of wealth, "[s]lave labor was crucial to the North American Colonies. . . . Low-country Carolina planters were the richest elites in the revolutionary republic.[9]" As one example, Martha Washington's dower slaves represented the majority of the enslaved people on Mount Vernon but were owned by the estate of her first husband, Daniel Parke Custis.[10] Thus, President George Washington had no ability to emancipate the dower slaves when he provided for the manumission of his slaves in his will.[11]

In 1839 Mississippi enacted the first "Married Women's Property" legislation to preserve the property rights of a married woman, including the control of enslaved people:

[7] Deborah A Rosen. "Women and Property across Colonial America: A Comparison of Legal Systems in New Mexico and New York." *The William and Mary Quarterly* 60 (April 2003) 365; viewed on *JSTOR*, (https://www.jstor.org/stable/349176).
[8] William Waller Hening, "CHAP. XI. An Act to explain and amend the Act, For declaring the Negro, Mulatto, and Indian Slaves, within this Dominion, to be Real Estate,; And part of one other Act, intituled [sic], An Act for the distribution of Intestates Estates, declaring Widows Rights to their deceased Husbands Estates; and for securing Orphans Estates," *The Statutes at Large; Being a Collection of All the Laws of Virginia, From The First Session of the Legislature, In The Year 1619 : Published Pursuant To An Act Of The General Assembly of Virginia, Passed On The Fifth Day Of February One Thousand Eight Hundred and Eight,* Volume IV, (Richmond: The Franklin Press, 1820) 224; viewed on *Google Books* (https://play.google.com/books/reader?id=G6ETAAAAYAAJ&)
[9] Edward E. Baptist, *The Half Has Never Been Told*, (New York: Basic Books, 2014) 4.
[10] Henry Wiencek, *An Imperfect God, George Washington, His Slaves, and the Creation of America* (New York: Farrar, Straus And Giroux, 2003) 353-358. Also, "George Washington's Will," Washington Library, *MountVernon*.org (https://www.mountvernon.org/library/digitalhistory/digital-encyclopedia/article/george-washingtons-will/).
[11] Ibid.

CHAPTER XXVI.

AN ACT for the protection and preservation of the rights and property of Married Women.

Sec. 1. *Be it enacted by the Legislature of the State of Mississippi*, That any married woman may become seized or possessed of any property, real or personal, by direct bequest, demise, gift, purchase, or distribution, in her own name, and as of her own property: *Provided*, the same does not come from her husband after coverture.

Sec. 2. *And be it further enacted*, That hereafter when any woman possessed of a property in slaves, shall marry, her property in such slaves and their natural increase shall continue to her, notwithstanding her coverture; and she shall have, hold, and possess the same, as her separate property, exempt from any liability for the debts or contracts of the husband. [12]

Note the reference to "slaves and their natural increase" in section two of the Mississippi law; the term "increase" was commonly used to refer to the future children of an enslaved female.[13] Older historical slave states such as Virginia, North Carolina, and South Carolina did not address women's property rights until after the Civil War.[14] The following South Carolina law was enacted in the postbellum period to give effect to the last will and testament of a *femme covert*.

§ 3578. **Will of a Femme Covert Made in Execution of a Power.**—The probate, before the proper Judge of Probate, of any last will and testament of a *femme covert*, heretofore or hereafter made in the execution of a power, shall be good, sufficient, and effectual in law, in the same manner, and to the same extent as if the testatrix was a *femme sole*, and a devise or bequest under such will shall be admitted in evidence in the same manner, and have the same effect in the Courts of law in this State, as if no coverture existed at the time of the making thereof.[12]

Civ. '02, § 2490; G. S. 1869; R. S. 2002; 1866, XIII, 473. [15]

DISTINCTIVE AMERICAN CONCEPTS

In addition to departing from the English common law by liberalizing selected property rights, America developed unique legal concepts to accommodate slavery. Specifically, the common law regarding the nature of property was adapted to address the status of the enslaved and the rights of enslavers, creditors, and other stakeholders.

The use of race as a predicate for enslavement. Apart from criminal sentences, the common law did not include a precedent for holding someone in servitude for life. In view of the absence of

[12] T.J. Fox Alden and J.A. Van Hoesen, *A Digest of the Laws of Mississippi: Comprising All the laws of a General Nature, including the Acts of the Session of 1839,* (New York: Alexander S. Gould, Printer, 1839) 920-921; viewed on *Hathi Trust Digital* Library (https://catalog.hathitrust.org/Record/008595771).

[13] Editorial Staff of the National Reporter System, "Increase," *Judicial And Statutory Definitions of Words And Phrases*, Volume 4 (St. Paul: West Publishing Co., 1904) 3517; viewed on *Google Books* (https://books.google.com/books?id=NrUNAAAAYAAJ&). The text cites cases in North Carolina, South Carolina, and Virginia to support the conclusion that "the term 'increase' when used in a will in reference to slaves, must as a general rule, be construed to include after-born children only."

[14] Suzanne D. Lebsock, "Radical Reconstruction and the Property Rights of Southern Women," *The Journal of Southern History* 43 (May 1977) 195; viewed on *JSTOR* (www.jstor.org/stable/2207345).

[15] Andrew J. Bethea, "Chapter LXVII. Of Wills," *Code Of Laws Of South Carolina 1912,* Volume I, (Charlottesville, Virginia: The Michie Company, 1912) 991; viewed on *Google Books* (https://books.google.com/books?id=LINCAQAAMAAJ&).

legal precedent, historians are unsure of the status of the first "20 and odd" Africans to arrive in Virginia in 1619:[16] "evidence from the 1620s . . . is so shadowy that it is not possible to prove that blacks were regarded as slaves or indentured servants.[17]"

Colonial governments began to enact hereditary slave laws in the last half of the seventeenth century.[18] In a departure from the common law that determined a child's status by reference to that of the father, the historical slave states settled on a rule of law that the status of a child followed that of the mother:

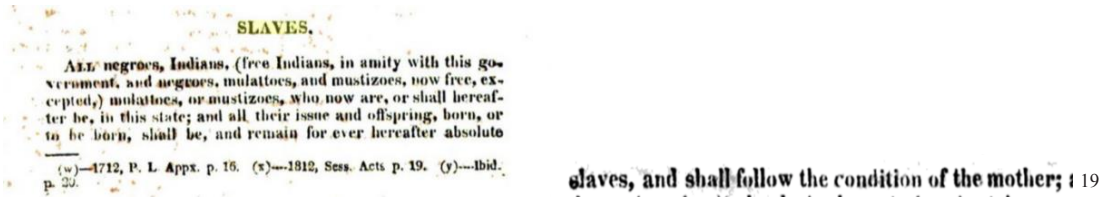

SLAVES.

All negroes, Indians, (free Indians, in amity with this government, and negroes, mulattoes, and mustizoes, now free, excepted,) mulattoes, or mustizoes, who now are, or shall hereafter be, in this state; and all their issue and offspring, born, or to be born, shall be, and remain for ever hereafter absolute slaves, and shall follow the condition of the mother; [19]

(w)—1712, P. L. Appx. p. 16. (x)—1812, Sess. Acts p. 19. (y)—Ibid. p. 20.

These statutes did not enslave people who were free before the enactments became law (perhaps by virtue of serving out an indenture or being born to a free mother). Free People of Color may have generated the same sort of records as other free people (*e.g.,* listings on tax lists).

Statutory Chattel Slavery. Very generally, common law recognized property rights in moveable personal chattel such as animals, and immoveable freehold property such as land or houses.[20] A short-lived 1690 South Carolina law sought to treat the enslaved as freehold property, "except in payment of the master's debt.[21]" Freehold property was viewed as granting the enslaved a higher legal status because "freehold slavery attached the slave to the land, like a serf, while chattel slavery attached him to a master, a condition unknown in English law."[22]

There is evidence, however, that the practice in South Carolina was to treat the enslaved as personal chattel: slaves "were transferred . . . by indenture; [and] land was always sold by lease and release."[23] Similarly, it is reported that inventories in S.C. probate cases always included the enslaved along with other personal chattels, but never listed real estate.[24] In any event, the

[16] A. Leon Higginbotham, Jr., *In the Matter of Color, Race & The American Legal Process: The Colonial Period,* (New York: Oxford University Press 1978) 20, citing John Smith, *Travels of John Smith,* ed. Edward Arber and A.G. Bradley (Edinburgh: Grant, 1910), vol. 2, p. 41. The cited text is the first record of the arrival of Africans in an English colony in North America.
[17] Thomas D. Morris, *Southern Slavery And The Law 1619-1860*, (Chapel Hill & London: The University of North Carolina Press, 1996) 40.
[18] Higginbotham, Jr., *In the Matter of Color,* 33-34.
[19] Benjamin James, "Slaves," *A Digest Of The Laws of South Carolina,* 380-381.
[20] *Black's Law Dictionary,* 1382.
[21] M. Eugene Sirmans, "The Legal Status of the Slave in South Carolina, 1670-1740, *The Journal of Southern History* 28 (November 1962) 464; viewed on *JSTOR* (www.jstor.org/stable/2205410).
[22] Ibid., 465.
[23] Ibid, 468. The author cited "Mesne Conveyances, 1719-1800 (office of register of mesne conveyances, Charleston."
[24] Sirmans, "The Legal Status of the Slave in South Carolina," 468.

American colonies uniformly settled on the treatment of the enslaved as human chattel, as in the following provision in Virginia:

47. All negro and mulatto slaves, in all courts of judica- Slaves declared
ture within this Commonwealth, shall be held, taken and ad- personal estate.
judged to be personal estate.(l) [25]

EMANCIPATIONS

Restraints on rights of enslavers. Laws were enacted to limit an enslaver's ability to emancipate the enslaved, as in the following 1820 South Carolina law:

208 SLAVES.

of the state, and the other half to the person who will inform and sue for the same.—(b.)

XLVI. No slave shall hereafter be emancipated, but by act of the legislature.—(c.) [26]

The Historian Ira Berlin reported that by the 1850s, only the border states of Delaware, Missouri, and Arkansas gave slaveholders free reign to emancipate the enslaved, and Arkansas eventually enacted a strict prohibition on emancipations in 1858.[27] Mississippi was viewed as the exemplar:

(Mississippi has combined in one act all the obstacles to emancipation which are to be met with in the laws of the other slaveholding states. Thus, the emancipation must be by an *instrument in writing*, a last will or deed, &c. *under seal, attested by at least two credible witnesses, or acknowledged in the court of the county or corporation*, where the emancipator resides, *proof satisfactory to the General Assembly must be adduced that the slave has done some meritorious act for the benefit of his master, or rendered some distinguished service to the state;* all which circumstances are but *pre-requisites*, and are of no efficacy until a *special act of assembly* sanctions the emancipation;—to which may be added, as has been already stated, *a saving of the rights of creditors* and the protection of *the widow's thirds*) Mississippi *Rev. Code*, 385-6, (*act of June* 18, 1822.) [28]

In North Carolina at one point in time legislation vested the power of emancipating slaves in the North Carolina superior courts:[29]

The legal process of freeing enslaved people in South Carolina underwent similar changes in the decades before 1820 legislation took the power of manumission away from enslavers. Before an enslaved person could have been freed by a will on the death of the slaveholder, or by any other

[25] B.W. Leigh, *The Revised Code of the Laws of Virginia: Being Collection Of All Such Acts Of The General Assembly, Of A Public And Permanent Nature, As Are Now In Force, With A General Index,* (Richmond: Thomas Ritchie, 1819) 431; viewed on *Google Books* (https://books.google.com/books?id=ATUwAAAAYAAJ&).
[26] James, "Slaves," *A Digest Of The Laws of South Carolina*, 398.
[27] Ira Berlin, *Slaves Without Masters, The Free Negro in the Antebellum South*, (New York: The New Press, 1974), 138-139. A page-long footnote in this book documents the various enactments in the Slave South.
[28] George M. Stroud, *Sketch Of The Laws Relating To Slavery In The Several States Of The United States Of America,* (Philadelphia: Kimber and Sharpless, 1827) 149; viewed on *Google Books* (https://books.google.com/books?id=9MAHB1uylCEC&).
[29] Henry Potter, *The Laws of North Carolina, Including The Titles Of Such Statutes And Parts Of Statutes Of Great Britain As Are In Force In Said State, Together With The Second Charter Granted By Charles II to the Proprietors of Carolina. . . . .,"* Volume II, (Raleigh: J. Gales, 1821) 1446; viewed on *Google Books* (https://books.google.com/books?id=K4U0AQAAMAAJ&).

#NGS2023GEN

"thing which shewed that the owner had deliberately parted with his property.[30]" After 1800, an enslaver in South Carolina could include a bequest of freedom in a will, but it was not effective until the testator's executor complied with the requirements of 1800 legislation pursuant to which "emancipation could only take effect by deed" with required endorsements on a certificate, and was "declared to be legal and valid" only if the certificate and deed were recorded in the clerk's office within six months of execution.[31] Based on surviving deeds of emancipation, these documentary requirements applied even in cases where an enslaved person purchased his or her freedom.[32]

Limited Impact of the Emancipation Proclamation. When the Civil War began slavery was virtually over in the North.[33] President Lincoln's Emancipation Proclamation purported to free enslaved people in states that were "in rebellion," but had no practical effect in Confederate strongholds (and no application at all to slave states such as Maryland that had not joined the rebellion).[34] The termination of property rights in enslaved peopled did not finally occur until the effective date of the Thirteenth amendment to the constitution.[35]

ENSLAVED FAMILY UNITS

An enslaved family might never show up in the same record created during the antebellum period. The children of an enslaved woman belonged to her enslaver, and the father may have been enslaved by another person at another location. In any case, enslaved people could not legally marry.[36]

ADDITIONAL RESOURCES

Burroughs, Tony. "Do Slave Schedules Accurately Report Owners?" 110 *National Genealogical Society Quarterly* (September 2020): 205–16.

Garrett-Nelson, LaBrenda. *A Guide To Researching African American Ancestors in Laurens County, South Carolina, and Selected Finding Aids.* Bloomington, Indiana: Xlibris, 2016. This is a model for research in South Carolina and other historical slave states.

[30] John Belton O'Neall, *The Negro Law of South Carolina* (Columbia, South Carolina: John G. Bowman, 1848) 10.
[31] Ibid.
[32] See for example, Laurens County, South Carolina, Deed Book K:239, registration of deed of manumission, 1819, James Hunter to Dublin Hunter, Laurens County Clerk of Court.
[33] James W. Petty, "Black Slavery Emancipation Research in the Northern States," *National Genealogical Society Quarterly* 100 (December 2012) 293.
[34] National Archives and Records Administration, *The Emancipation Proclamation, Record Group 11 General Records of the United States*; viewed on *Archive.gov* (https://www.archives.gov/exhibits/featured-documents/emancipation-proclamation).
[35] Library of Congress, "Research Guides: 13th Amendment to the U.S. Constitution,", *LOC.gov* (https://guides.loc.gov/13th-amendment).
[36] *See. e.g.,* O'Neall, The Negro Law of South Carolina, 23. "SEC. 37. A slave cannot even legally contract marriage."

It's All About RESPECT: Clinical Tips to Manage Uncomfortable Conversations about Unexpected DNA Results

Karen Stanbary, LCSW, AM, CG® ◊ https://karenstanbarygenealogy.com ◊ info@karenstanbarygenealogy.com

Takeaways

- You will encounter ethical dilemmas.
- People use cognitive "frames" to attach meaning to events.
- Ask DNA test takers to specify their preference for handing unexpected results BEFORE you receive unexpected results.
- Offer living people options for different privacy levels.
- Everyone has his or her own journey. Please do not assume you know what is best for another. Empathetic listening is the key!
- Rather than speaking of RIGHTS to information and relationships, let's speak of willingness to respect the needs and viewpoints of everyone involved.

#NGS2023GEN

Respect for Privacy Rights

On 5 October 2020, the Board for Certification of Genealogists (BCG) approved modifications in "The Genealogist's Code of Ethics." The additional items are designed to protect people who provide DNA samples. Additionally, Standard 57—Respect for privacy rights—was revised and now defines the options for a test taker's privacy in published results.

The Genealogist's Code of Ethics section "To Protect People who Provide DNA Samples" states we inform living people (whether clients or family) the specifics of our wish to use share their DNA test results. We inform what we wish to share, how we wish to share and where we intend to share their data. We inform living people of the various kinds of privacy levels. We explain there are never any guarantees of complete anonymity and privacy. We only publish living test taker's data with informed consent.

We **MUST** have consent, preferably in writing, to upload any living person's raw data to another testing company or a third-party site such as *GEDmatch*. We explain the privacy

Copyright © 2023, Karen Stanbary, CG®. All rights reserved.

options in full and ask the test taker to select from the various options. Informed consent for *GEDmatch* should detail the option to enable law enforcement access for familial matching to identify perpetrators of criminal acts (homicide and sexual assault.) By default, this access is opt-out. Be sure to explain this option and specifically ask the test takers to make an informed choice.

Genealogists obtain informed consent from the test taker or legal representative (or parent if the test taker is a minor) to access, use, and report DNA test results at a level of privacy with which the test taker is comfortable. This includes providing anonymity to the test taker to the degree that the law and the database allow. Genealogists display or publish the test taker's genetic data only with consent. Genealogists never obtain DNA from a living individual who has refused to provide consent.

Blaine T. Bettinger provides a common use file of a sample Informed Consent Agreement for use with family members who agree to test (See Selected Resources).

Terms and Conditions of Testing Companies and Third-Party Tools
Genealogists who use DNA evidence in genealogical work products understand the terms and conditions and privacy policies of each testing company and web-based third-party tools (See Selected Resources).

Individuals who provide DNA samples to ***Ancestry*** grant access to a genetic match to see their results. Therefore, if you are doing work on behalf of a client, you can see data about their DNA matches. The best option to gain access is to ask the client to identify you as a collaborator or manager to access their results. This option will allow you to use the tools associated with your subscription with your client's DNA results. If you choose this option, it is wise practice to ask the client to remove access once the project is completed. *Ancestry* does not allow law enforcement to upload raw data or provide a DNA sample. *Ancestry* will only respond to law enforcement search warrants or written court orders.

Individuals who provide DNA samples to ***FTDNA*** grant access to provide matching segment details and pedigree details to their genetic matches. Therefore, if you are doing work on behalf of a client or family member, you can see data about their matches only if the test taker provides logon information. It is wise practice to ask the test taker to change the password once the project is complete. *FamilyTreeDNA* allows law enforcement and third parties the option to upload DNA raw data to the database for

Copyright © 2023, Karen Stanbary, CG®. All rights reserved.

comparison with existing kits who opt-in to law enforcement sharing. However, any such case is first subject to review and approval. Access permission may be granted to law enforcement to 1) identify unknown remains, and 2) identify a perpetrator of homicide, sexual assault, or abduction. New test takers (after March 2019) must opt-in or opt-out of law enforcement sharing. Tests processed or uploaded prior to that date should adjust the setting according to personal preference. Account Settings > Privacy & Sharing.

23andMe asks test takers to "opt-in" to sharing with genetic matches. An individual's logon information is required for access to results. If working for a client or family member, it is wise practice to ask the person to change the password once the project is completed. *23andMe* does not allow law enforcement to upload raw data or a kit to the database. Like *Ancestry*, *23andMe* will only respond to legally valid requests from law enforcement (such as a search warrant or a signed judicial order).

The terms and conditions of ***My Heritage*** specifically prohibit a test taker from sharing his or her logon information with any other person. *My Heritage* does not permit law enforcement to upload raw data or a new kit. *My Heritage* will only respond to law enforcement requests via a search warrant or signed judicial order.

Verogen/GEDmatch

In December 2019, *GEDmatch*—a database with nearly two million DNA kits—was purchased by Verogen (a forensic genomics company). On 9 January 2023, it was again sold to a Netherlands-based biotech firm—Qiagen. Unlike the testing companies, *GEDmatch* is a public database. Any registered user with access to the *GEDmatch* kit number or email address for another registered user will be able to see details for that kit, including matches and chromosome browser information. **There are several levels of privacy protection for uploaded *GEDmatch* kits, including providing an alias or pseudonym, and designating a kit as a "research kit" which will then not appear in the public database.**

GEDmatch allows law enforcement to upload raw data results to the public database. Users are encouraged to continue to check the company's terms and conditions now that it is once again under new ownership.

Copyright © 2023, Karen Stanbary, CG®. All rights reserved.

Informed Consent

Informed consent is an agreement. It requires the consenting party understands the risks involved. Disclose the following details when seeking **informed** consent:

1. The test results may identify previously unknown genetic relatives.
2. The test results may identify previously unknown ethnicity.
3. The test results may prove that a believed biological relative is in fact, not.
4. The test results may result in a conclusion that a traced pedigree or line of descent (based on documentary research) is not biological.
5. There is no guarantee of complete anonymity.
6. The results may disclose a potential for developing a specific medical condition or disease.
7. Protection under the Genetic Information Nondiscrimination Act (GINA) does not extend to cover life, disability, or long-term health insurance.
8. Law enforcement officials may gain access to the data via a court order or subpoena to identify certain categories of criminals.
9. Law enforcement officials may gain access to the data by uploading the DNA results of suspected criminals (FTDNA, GEDmatch).

Beneficiary Designation

Remember, DNA test results are a type of genealogical record. Designation of a beneficiary helps with record preservation for future research. I recommend DNA test takers designate someone to manage their DNA samples and test results after their deaths (See Selected Resources).

Clinical Tips for Successful Management of Difficult Conversations

1. Be sure of your conclusion before contacting close family.
2. Empathetic listening. Respect and point out resiliency.
3. Honor the other's wishes.
4. Calm delivery of facts. Seeks agreement in stages during the reveal.
5. Send an old-fashioned letter.
6. Three sides to the adoption triad: adoptee, adoptive parent, biological parent.
7. If someone tells you they can't handle it, believe them.
8. There is not right answer, but there are definitely wrong answers.

Copyright © 2023, Karen Stanbary, CG®. All rights reserved.

9. Do not tell someone you understand how they feel. You don't.
10. Remember this is not a Sherlock Holmes detective chase.

Selected Resources

23andMe. "Terms of Service." Updated 8 June 2022. https://www.23andme.com/about/tos/ : 2023.

———. "Privacy Highlights." https://www.23andme.com/about/privacy/ : 2023.

———. "23andMe Guide for Law Enforcement. https://www.23andme.com/law-enforcement-guide/ : 2023.

Ancestry. "Ancestry Guide for Law Enforcement." https://www.ancestry.com/cs/legal/lawenforcement : 2023.

———. "Terms and Conditions." Effective date 15 August 2023. https://www.ancestry.com/cs/legal/termsandconditions : 2022.

———. "Your Privacy." Effective date 26 January 2023. https://www.ancestry.com/c/legal/privacystatement : 2023.

Bettinger, Blaine T. "Informed Consent and Beneficiary Agreement." Blog post, 15 February 2018. *The Genetic Genealogist.* https://thegeneticgenealogist.com/2018/02/15/informed-consent-agreement-and-beneficiary-agreement/ : 2023.

Board for Certification of Genealogists. *Genealogy Standards* 2nd ed. rev. Nashville, Tenn.: Ancestry, 2021.

———. "Revised Standard 57." BCG Learning Center, DNA Resources. *Board for Certification of Genealogists.* https://bcgcertification.org/learning/dna-resources/revised-standard-57/ : 2023.

Duke, Marshall P. "That Stories That Bind Us: What Are the Twenty Questions?" 23 May 2013. *Huffpost.* https://www.huffpost.com/entry/the-stories-that-bind-us_b_2918975 : 2023.

Copyright © 2023, Karen Stanbary, CG®. All rights reserved.

Duke, Marshall P., Lazarus, Amber and Fivush, Robyn. "Knowledge of Family History as a Clinically Useful Index of Psychological Well-being and Prognosis: A Brief Report. *Psychotherapy: Theory, Research, Practice, Training* 45 (2), 268–272.

FamilyTreeDNA. "FamilyTreeDNA Law Enforcement Guide." https://www.familytreedna.com/legal/law-enforcement-guide : 2023.

———. "Privacy Statement." *FamilyTreeDNA.* Updated 24 February 2022. https://www.familytreedna.com/legal/privacy-statement : 2023.

———. "Terms of Service." *FamilyTreeDNA*. Updated 17 January 2022. https://www.familytreedna.com/legal/terms-of-service : 2023.

"GEDmatch.com Terms of Service and Privacy Policy." Effective date 30 December 2021. https://www.gedmatch.com/tos.htm : 2023.

Feiler, Bruce. "The Stories That Bind Us." *The New York Times.* 15 March 2013. https://www.nytimes.com/2013/03/17/fashion/the-family-stories-that-bind-us-this-life.html : 2023.

Kling, Daniel, Christopher Phillips, Debbie Kennett, and Andreas Tillmar. "Investigative Genetic Genealogy: Current Methods, Knowledge and Practice." *Forensic Science International: Genetics* 52 (2021). https://www.fsigenetics.com/action/showPdf : 2023.

My Heritage. "Privacy Policy." Updated 9 November 2022. https://www.myheritage.com/privacy-policy : 2023.

———. "Terms and Conditions." Updated 9 November 2022. https://www.myheritage.com/terms-and-conditions : 2022.

National Genealogical Society. "Guidelines for Sharing Information with Others." *National Genealogical Society*. https://www.ngsgenealogy.org/wp-content/uploads/NGS-Guidelines/Guidelines_SharingInfo2016-FINAL-30Sep2018.pdf : 2023.

Ramage, Michael. "Ethical Considerations." In Elizabeth Shown Mills, ed., *Professional Genealogy: Preparation, Practice, and Standards.* Baltimore, Md.: Genealogical Publishing, 2018.

Copyright © 2023, Karen Stanbary, CG®. All rights reserved.

Beyond the Computer Screen: Planning for Repository Visits

Presented by Kate Townsend
www.familyhistoryinvestigations.com • kate@familyhistoryinvestigations.com

Why should I be conducting research in a repository?

Many genealogical records are in repositories and have yet to be digitized. Therefore, if you rely solely on information available online, then you're likely missing information about your ancestors.

What is a repository?

A repository doesn't need to be the National Archives and Records Administration in Washington, DC, or the FamilySearch Library in Salt Lake City, Utah, to warrant a visit. For example, local courthouses, libraries, cemeteries, state archives, regional archives, university libraries, and historical societies should also be considered for research trips.

Identifying Records and Repositories to Explore

The first step in planning for a repository visit is to find out where you need to go. To find out where you need to go, you might want to create a genealogical checklist for your ancestors as a first step. Using this checklist, you can find out if there are records for an ancestor not available online and, if so, where they might be.

Creating a list of records and where they might be found for your ancestors is important. This way, you will soon have a running list of records you want to obtain and where they might be located. Once you have this list, you can start planning individual repository visits.

Create a Research Checklist

A research checklist might include the following record types:

Birth	Death	Passenger Manifests
Cemetery	Marriage	Probate
Church Records	Military Records	Real Estate
City Directories	Mortgage Records	State Census Records
Civil Records	Naturalization	State Tax Records
Criminal Records	Newspaper Records	US Federal Census

Evaluate the Research Checklist

Go through the checklist for an ancestor of your choosing to determine: (1) whether you have a copy of a record; (2) if so, evaluate whether it is the best available (i.e., a copy of the original record and not a transcription, index, or docket book entry); and (3) whether the record would even exist. The process of determining whether you have the records might take the form of a table like the one below:

Record Type	**Availability**
Birth Record	NOT AVAILABLE – The ancestor was born in 1869 in Allegheny City, Pennsylvania, before birth records were required by either the state or county.
Death Record	YES – Have a copy from Ancestry.com; that is the complete record.
Marriage Record	NEED MORE INFORMATION – Have a copy of a docket book entry filed in Allegheny County, Pennsylvania.

Find the Repository

Once you have gone through your research checklist, it is time to find the repositories in which they are likely housed. Some tactics to find where copies of records would be located are to consult the following:

- FamilySearch Wiki
- Google
- A local librarian who specializes in genealogy
- An archivist at a local repository
- Your local genealogical society or historical society for assistance

Next, you can add an additional column to your research checklist, which includes repository information.

Record Type	**Availability**	**Repository**
Marriage Record	NEED MORE INFORMATION – Have a copy of a docket book entry filed in Allegheny County, Pennsylvania.	Allegheny County Courthouse should have a copy of the marriage license and return.

Slowly but surely, you will have a list of records you need in various repositories. With this in hand, you can start planning research trips.

But first, ask, is a remote research request available?

Many repositories will now process remote research requests. It is important to determine whether you can do this for the needed records. Evaluate whether it is cheaper, faster, and/or will satisfy your research needs to request a record remotely.

Preparing for the Visit

You want to understand a repository's record collections (and availability) before you step foot in the repository. Repositories can have specific rules and regulations that you will need to abide by. There is no sense in traveling to a repository without knowing some of the policies and procedures beforehand. You want to be prepared for your visit.

Tip 1: Make Sure the Repository Has the Record that You Want

It might seem counterintuitive to see if a repository has the record, you want if you have already determined that a repository should house it. However, situations arise where information online might not be up to date, or records might not be available.

The following scenarios could make a record "unavailable:"

Records could change hands.

Example: A record might have been at XYZ Branch of a repository but was transferred to ABC Branch of this repository.

Records are processed for holdings maintenance.

Example: Records are still housed by XYZ repository, but they are unavailable for research since they are undergoing the holdings maintenance process.

Records are not immediately accessible.

Example: You might need to look at indexes in a repository to find the record that you desire, but the actual record needs to be requested from an offsite storage facility, and this process will take a few days. Sometimes even the indexes are held in an offsite storage facility.

To avoid these situations, you want to know before you go. Suggest that you explore online catalogs and contact archivists or courthouse employees to ensure records are accessible.

Tip 2: Familiarize Yourself with the Repository's Operations

You want to do your due diligence on the repository. You want to know their opening hours, whether appointments are required, and information on research room procedures before you go. This type of information is typically available online or by making a phone call to the repository.

Tip 3: Other Questions to Ask Before You Go

Again, you do not want to waste precious research time on the day of a repository visit because you were unprepared beforehand. Some other questions you might want to ask are as follows:

Question	**Why You Should Ask**
How do you view XYZ record as a researcher?	You want to understand whether a record needs to be pulled so you can allot time for this process. You also want to know if indexes exist for the records or if you need to request a record before going to the repository.
Are there specific pull times for record requests?	You want to ensure you arrive in time for the various pull times.
Do I need to register as a researcher? If so, how?	The first time you go to a repository, you might need to register, which might take up some of your research time.
Are there any restrictions in viewing these records?	Sometimes records will have viewing restrictions (i.e., you can only see records X number of years after it was created, can only see the record if you prove kinship). You want to be prepared to provide this documentation before you go to the repository.
Is an Index for XYZ record group available online or in-person?	Viewing an index online before you go can help confirm your suspicions that a record is in a repository. Knowing that an index exists in person can help you determine the day of your visit that a record exists for an ancestor.

Tip 4: Have All of your Information Together

You want to have a game plan for your research to be as efficient as possible at the repository. Make a list of everything you want to search for with names, dates, and other important information for the people involved, so it's at your fingertips. Essentially, you need to have a research plan or log in hand.

Pack Well for the Research Visit

On the day of the actual research visit, you want to make sure that you have all of your items for the research visit together.

Suggest taking the following items:

- A notebook
- Cash (coins and bills) for photocopies
- Pencils (many repositories only operate on a pencil system)
- Your research plan or log

Bring charged electronics, if they are allowed (and know this ahead of time), like:

- Camera
- Cell Phone
- Internet Dongle
- Laptop
- Scanner

Following Rules while There

Understand that you might not have immediate access to all our items in your normal bag because a locker for most items might be required. You will also likely not have access to water or snacks while researching. Keep this in mind. Or better yet, make sure you know before you go.

Remember that some rules in repositories might not make sense to you, but they are there for a reason. Remember to follow directions, respect the rules, and be courteous to staff.

The Research Process During Your Visit

You only have a limited time in the repository, so you want to make sure you gather as much information as you can while there. It is not ideal to return home and realize that you forgot to gather a piece of information, another record, or document a piece of research while you are there. To avoid these situations, it is best to do the following:

- Take notes as you read through the documents.
- Read through the records as you go. Don't just scan the record and be done. You might miss a connection to another record if you don't do this while there.
- Write your citations as you go. You don't want to miss a piece of information required for a citation and be stumped about it when you get home.
- Maintain your research log.
- Make connections between records and ask questions of staff.
- Make plenty of photocopies or create digital images.
- Label the records while you are in the repository, either with a post-it on your photocopies or in the digital file.
- Suggest taking photos of the outside of boxes or file folders that you use for your reference.

Above all else, repositories visits are meant to be fun field trips in the grand scheme of your genealogical research journey. Have fun (and be prepared)!

Decoding the National Archives to Find Genealogical Treasures

(March 2023)

Claire Kluskens
Genealogy/Census Related Records Subject Matter Expert
National Archives and Records Administration
Washington, DC

Federal Government Records. Since 1934, the National Archives and Records Administration (NARA) has held in trust for the American people the permanently valuable records of the United States federal government.

Record Group (RG). Records are arranged by Record Group (RG), with each comprising the records of a major government entity, usually a bureau or an independent agency, such as Record Group 28, Records of the U.S. Post Office Department, or Record Group 29, Records of the Bureau of the Census.

Record Series. Within a Record Group, records are arranged by record series, which are records accumulated and used together for a specific purpose, during a distinct period of time, and usually arranged in a particular order. These may be alphabetical, alpha-numeric, numerical, chronological, or by subject or function. An index may be one series, and the records to which the index relates may be another series. A series may be 1/2 inch or thousands of cubic feet of records. Records are generally kept in the same order in which they were created or maintained since this usually provides insight into the organization, activities, and policies of the creator.

Your Frame of Reference. There are at least two basic approaches to research.

"Person search." Explore the relationship the person or subject (company, ship, tribe, etc.) had with the federal government. Consider with which federal agencies he/she/it might have had contact. Remember also that the person's "relationship" with the federal government on "one" matter may have involved several agencies.

"Geographic search." Explore the records created by the federal government for the particular geographic area where the subject lived to discover records that either mention the subject ***or*** provide context and background for your subject's life. For example, what was the weather like in Kansas in 1888 when great-grandpa was a small child?

Methodical research in federal records in the National Archives requires researchers to (1) consider how their person or subject might have interacted with the federal government, (2) identify relevant Record Groups and record series, and then (3) search those record series for mention of the person or subject. The online National Archives Catalog can help find nuggets of information that would have taken hours, days, or years to find in pre-digital days—or perhaps would never have been found at all. In addition, genealogical researchers should search the Catalog annually for surnames and place names of interest.

National Archives Catalog: catalog.archives.gov

- Advanced Search URL: catalog.archives.gov/advancedsearch
- Continuously expanding research tool that contains millions of descriptions and digital objects (images). The 207 million digital objects (images) of textual records available as of February 2023 are still only a small percentage of NARA's overall holdings.
- Record Group (RG) Explorer – archives.gov/findingaid/record-group-explorer indicates how much has been digitized and provides links into the NARA Catalog by RG.
- The Catalog includes millions of personal and place names, but that is only a small fraction of the names found in billions of records. It is **not** an every-name or every-place index.
- Just like you search for *authors, subjects, or titles* in a library catalog, you need to think in terms of searching for *creators (federal agencies), record groups, and series titles*.
- You can also search for geographic names, personal names, keywords of your choosing, or microfilm publication numbers (like T627 for 1940 census) that are included in descriptions or user-created tags.
- Everything in the Catalog has its own unique National Archives identifier (NAID), a number that is assigned sequentially as information and digital images are added.
- Search Tips at archives.gov/research/catalog/help/search-tips.html
- Catalog Guide for Genealogists: archives.gov/research/genealogy/catalog-guide
- You can help make records in the Catalog more discoverable by tagging images and/or transcribing them. For more information, see "Citizen Archivist Dashboard" at archives.gov/citizen-archivist.

Understand Catalog Content:

- **Record Group.** Every Record Group (RG) has a Catalog entry that indicates the name of the Record Group, the NARA locations that hold original records from that RG, the number of record series in that RG, and links that allow researchers to either browse through the record series descriptions or to search within the record group for specific search terms. As an example, see the Catalog entry for RG 28, Records of the Post Office Department (NAID 357), at catalog.archives.gov/id/357.
- **Record Series.** Every record series has a Catalog entry that identifies the name of the series and its date span, the RG in which it is located, the amount of materials, which NARA unit holds the records, and may include other useful information as well as links that allow researchers to either browse through the file or item descriptions (if available) or to search within the series for specific search terms. For example, see the Catalog entry for Post Office "Reports of Site Locations, 1837-1950" (NAID 608210), also in RG 28, at catalog.archives.gov/id/608210.
- **File units** include the name of the file and its date span, the record series and RG in which it is located, a description of the records, which NARA unit holds the records, other useful information, and links that allow researchers to browse through either the file or its items if digital images are available. However, most individual file units are not yet described in the Catalog. Two file unit examples from RG 28 are:
  - "Virginia: Nelson-Norfolk (NAID 68799056) at catalog.archives.gov/id/68799056.
  - "Stuart, Virginia, 1941" (NAID 191108831) at catalog.archives.gov/id/191108831.

- **Items** can be textual (paper) records, photographs, or artifacts. Item descriptions include the name of the item and its date span; the file, record series, and RG in which it is located; which NARA unit holds it; other useful information; and a digital image if available. Most individual items are not described in the Catalog. Item example:
  - "Virginia–Virginia Beach" (NAID 68151011) at catalog.archives.gov/id/68151011.
  - "Richmond, Virginia" (NAID 191108434) at catalog.archives.gov/id/191108434.
- **Authority records** describe:
  - Units of federal agencies, such as Post Office Department Office of Railway Mail Service, 1864-1873, at catalog.archives.gov/id/10479783
  - Important persons related to Catalog descriptions, such as "Jefferson, Thomas, 1743-1826" at catalog.archives.gov/id/10581911.
  - Geographic locations such as "Dinwiddie County (Va.)" at catalog.archives.gov/id/10036719
  - Subjects such as "Lawyers" at catalog.archives.gov/id/10637317
    "Postmasters" at catalog.archives.gov/id/10646051
    "Military Pensions" at catalog.archives.gov/id/10643990

Searching the Catalog. Let's try some searches beginning on the Advanced Search page at catalog.archives.gov/advancedsearch. Results indicated are as of 4 February 2023.

- **Name Search: Venable**. Type in Venable as the keyword, click on File Unit and Item under Level of Descriptions, then hit Search. There are 4,837 file units with *Venable* in the title or file description. Three examples are (1) Alien Case File for Venable Nesbitt, (2) Confederate Applications for Pardon and Amnesty from James Venable and James M. Venable of Virginia, and (3) appointment papers relating to Abraham B. Venable of the Sacramento, California Land Office.
- **Name Search: Roy Knapp**. Type in Roy Knapp (without quotes) as the keyword, then hit Search. That nets 6 series; 8,779 file units; and 4,138 items in which the words Roy *and* Knapp occur in the title or description. Now do it again, but put quote marks around "Roy Knapp." Only four files and two items are found. "Knapp Roy" with quote marks finds 71 file units and 28 items. Adding a middle initial or name will change results. Quote marks can narrow searches significantly. This strategy may help with common names. Using the search connector AND (Roy AND Knapp) casts a really broad net that results in 12,974 hits, most of which will not be about a person named Roy Knapp.
- **Name Search with a Keyword**:
  - The search term ***postmaster smith*** (without quotes) found 7 series; 27,311 file units; and 9,269 items in which both postmaster *and* Smith occurred in the title or description. However, some are "false positives" such as "Postmaster Appointments for Smith County, Kansas (NAID 78742244), catalog.archives.gov/id/78742244.
  - Searches for less common names may have better results, such as ***postmaster deshong ashland*** (without quotes) that results in six file units, of which one is for a postmaster named M. B. DeShong in Ashland, Ohio.
- **Geographic name search**. Catalog searches for geographic locations can locate useful records for the area in which an ancestor lived. It is then usually necessary to search through the records

themselves (online or in person) to determine if an ancestor is mentioned. Some results will be false positives.
    - The search term ***Henrico*** found 38 series; 9,821 file units; and 1,245 items whose descriptions mentioned that county *or* people whose name was Henrico. Changing to search to ***Henrico Virginia*** (without comma or quotes) reduced the results to 34 series; 5,212 file units; and 1,143 items that may be more relevant.
- **Geographic search with a Keyword** can generate more useful results. For example, the search term ***Henrico Virginia postmaster*** (without comma or quotes) found 315 file units and 65 items that contained those three words, but most have nothing directly to do with postmasters in Henrico County. The most relevant searches—the ones that pertain to Henrico County, Virginia, postmasters—are at the top of the list.

National Archives and Records Administration Main Website – archives.gov
- Research Our Records: archives.gov/research - links to information and tools
- Resources for Genealogists – archives.gov/research/genealogy
- Virtual Genealogy Fair, 2013-2023 – archives.gov/calendar/genealogy-fair
- Military Records – archives.gov/research/military
- Archives Library Information Center (ALIC) – archives.gov/research/alic
- Reference Reports for Genealogy – archives.gov/research/genealogy/reference-reports.html – Guides to microfilmed records on various subjects
- *Prologue: Magazine of the National Archives* – archives.gov/publications/prologue/index
- *Guide to Federal Records in the National Archives of the United States* provides a high-level overview of each federal agency and the records they created – archives.gov/research/guide-fed-records
- Microfilm Publications and Original Records Digitized by Our Digitization Partners – archives.gov/digitization/digitized-by-partners
- Veterans' Service Records – archives.gov/veterans – This page helps both living veterans who need their records as well as researchers seeking older military records.
- Educator Resources – archives.gov/education
- Calendar of Events – archives.gov/calendar

NARA Microfilm Catalog (part of "Order Online") – eservices.archives.gov/orderonline
- You do NOT need to register or buy anything
- Click on the "Microfilm" tab
- Basic Search by microfilm publication number or keyword
- Advanced Search by microfilm publication number, title, record group, record group title, and other options

Access to Archival Databases – aad.archives.gov/aad/index.jsp
- Social Security NUMIDENT ("Numerical Identification Files")
- Electronic versions of the indexes to 19th–20th century immigrants by Ira Glazier and P. William Filby's *Germans to American, Russians to America, Italians to America*, etc.

- World War II enlistment records, prisoners of war, duty locations of naval intelligence personnel, and more
- Korean War dead and wounded Army casualties
- Defense Casualty Analysis System Extract Files, 1950–2006
- Vietnam War databases – deaths, MIA, POWs, awards and decorations, etc.
- and much more!

History Hub – collaboration with Library of Congress – historyhub.history.gov/welcome

- Ask a question
- Different interest groups/sections for different kinds of records
- Follow the Blog of the different groups/sections: An archivist subject matter expert will typically add a blog post once per quarter. Some blogs may be more frequent, such as the 1950 Census blog series and the 1950 Census blog series – info at historyhub.history.gov/community/genealogy/census-records/blog

NARA Blogs

Links to all NARA blogs:	archives.gov/social-media/blogs
Rediscovering Black History:	rediscovering-black-history.blogs.archives.gov
NARAtions:	narations.blogs.archives.gov
Pieces of History:	prologue.blogs.archives.gov
The Text Message:	text-message.blogs.archives.gov
Unwritten Record Blog:	unwritten-record.blogs.archives.gov/

NARA YouTube Channels: archives.gov/social-media/youtube
Presidential Libraries: archives.gov/locations - presidential-libraries

Selected Digitized NARA Legacy Finding Aids

- *Guide to Genealogical Research in the National Archives*, 3d ed. (2001), online at hdl.handle.net/2027/mdp.39015071221272
- Henry Putney Beers, *The Confederacy: A Guide to the Archives of the Government of the Confederate States of America* (1986), online at babel.hathitrust.org/cgi/pt?id=mdp.39015015323671
- Robert W. Coren, et al., *Guide to the Records of the United States Senate at the National Archives* (1989), RG 46 only, online at archives.gov/legislative/guide/senate/table-of-contents-short.html
- Edward E. Hill, *Guide to Records in the National Archives of the United States Relating to American Indians* (1981), online at babel.hathitrust.org/cgi/pt?id=mdp.39015005513836
- Kenneth W. Munden and Henry Putney Beers, *The Union: A Guide to Federal Archives Relating to the Civil War* (1986), online at babel.hathitrust.org/cgi/pt?id=mdp.39015037053884
- Debra Newman, *Black History: A Guide to Civilian Records in the National Archives* (Washington, DC, 1984), online at babel.hathitrust.org/cgi/pt?id=mdp.39015015342754

- Charles E. Schamel, et al., *Guide to the Records of the United States House of Representatives at the National Archives* (1989). RG 233 only, online at archives.gov/legislative/guide/house/table-of-contents-short.html
- Charlotte Palmer Seeley, et al., *American Women and the Armed Forces: A Guide to the Records of Military Agencies in the National Archives Relating to American Women* (1992), online at babel.hathitrust.org/cgi/pt?id=mdp.39015029450338
- Charles E. Taylor and Richard E. Spurr, Special List No. 25, *Aerial Photographs in the National Archives* (1971), online at babel.hathitrust.org/cgi/pt?id=mdp.39015061658947
- Howard H. Wehmann and Benjamin L. DeWhitt, *Pre-Federal Records in the National Archives* (1989), online at babel.hathitrust.org/cgi/pt?id=mdp.39015015328449

Yes, You Can Ask Questions! Message us by email at inquire@nara.gov **OR** by posting your question on the History Hub at historyhub.history.gov. Well-crafted questions about a specific person, time period, place, and event with a connection to the federal government are more likely to result in an answer that will help you make further progress.

Poor question: *"I'm looking for information about the Slack family that lived in West Virginia in the 1800's."* This question is too vague and broad.

Good question: *"I'm looking for records about the appointment of Hedgman Slack as U.S. Marshal in West Virginia about 1865-1880."* This question is specific to a person, time period, place, and relationship to the federal government that enables reference staff to check to see if there are records and/or tell you what the next steps are in your research.

How Did Your Ancestor Interact with the Federal Government? Some possibilities:

- Postmaster or other postal employee
- Civilian employee
- Military service in war or peacetime
- Contractor providing goods or services
- Former enslaved person: Bureau of Refugees, Freedmen, and Abandoned Lands / Freedman's Bank (online records)
- Land claimant
- Compensation claimant
- Non-pension military benefit (such as a headstone / burial in a National Cemetery, etc.)
- Privilege (such as patent, trademark, permission to be a claims agent or attorney)
- Investigation
- Criminal prosecution
- Merchant marine vessels or personnel
- Native Americans associated with federally-recognized tribes
- Travel to a foreign country (passport, mention in consular records, State Department records)
- Petitioner to Congress
- Relative, friend, neighbor, or associate of someone involved in one of the above

The Albemarle Sound Region of North Carolina and Virginia: Genealogical Resources and Research

By David M. McCorkle
dmccorkle@nchistoricalrecords.org



The South Part of Virginia [portion]. Comberford, Nicolas, 1657. Public Domain - Courtesy of the New York Public Library

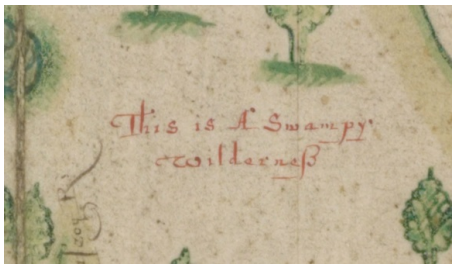

MAJOR TOPICS

- Description and geography
- History of discovery and settlement
- Governing bodies and jurisdictions
- The records

PRECINCT/COUNTY EVOLUTION

- All *precincts* were part of Albemarle *County* NC until 1696
- All NC Precincts were renamed to counties in 1739

1668 *Precincts*	**1679-81** *Precincts*	**1682-1722** *Precincts*	**Today** *Counties*
Currituck	? [1]	Currituck	Currituck, Dare
Pasquotank	Carteret [2]	Pasquotank	Pasquotank, Camden
Perquimans	Berkeley	Perquimans	Perquimans, Gates
Chowan	Shaftsbury	Chowan	Chowan, Bertie, Hertford, Gates
(south of sound – became Bath Co. in 1696)			Washington, Tyrrell, Dare

[1] It is not clear what this area was called 1679-81. Some contend it was part of Pasquotank / Carteret, while others say it was renamed to Craven or Albemarle. It may have also remained Currituck. No records have been found (at least by this author) to support any of these claims.

[2] Not to be confused with modern day Carteret County which was formed in 1722.

Copyright © 2023 by David M. McCorkle

ALBEMARLE SOUND REGION TIMELINE

Pre 1524	Indigenous people – no written records
1524	Verrazano (Spain) first describes the region
1584	Visit by Amadas and Barlowe; Manteo and Wanchese taken to England
1585-86	Grenville/Lane. Attempts to establish military post on Roanoke Island fails
1587-?	"Lost Colony" of Roanoke Island settled and later abandoned
1607	Virginia Company includes all of Albemarle Sound region
1624	Virginia becomes a Royal Colony, still includes Albemarle Sound region
1629	Sir Robert Heath granted patent for "Carolana" below 36° latitude. Does not include area north of Albemarle Sound which remains as Virginia
1637	Lord Maltravers purchases Carolana, proposed settlements failed
1655-1660	First documented settlement in Albemarle by Nathaniel Batts
1663	Original Carolina Charter does not include north of Albemarle Sound
1665	Second Carolina Charter establishes (more-or-less) current VA-NC border
1668	Original precincts formed: Currituck, Pasquotank, Perquimans, Chowan
1696	Bath county NC formed which includes area south of Albemarle Sound
1729	NC becomes a Royal colony – Land grants from King of England
1739	All NC precincts became counties, Albemarle and Bath dissolved
1748-1763	Land grants in all of upper NC come from Lord Granville
1763-1777	No new land grants issued in upper NC after the death of Lord Granville
1776	State of North Carolina – Land grants from the state

Albemarle Sound Location

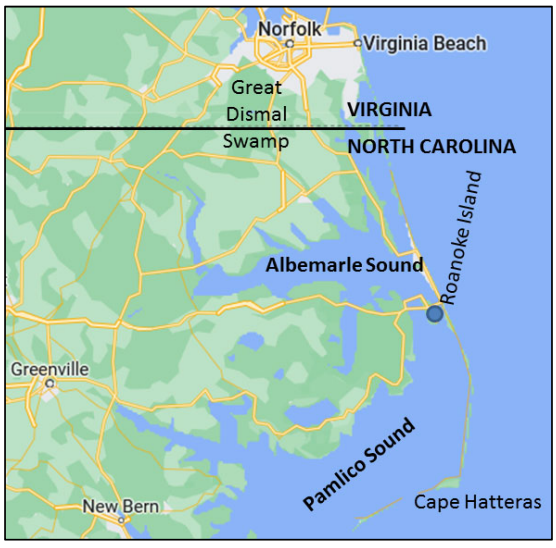

Modern Albemarle Sound Counties (NC)



Above: Source GISGeography.com

Left: Map data © 2023 Google with additional annotations by this author

Copyright © 2023 by David M. McCorkle

GENEALOGY RESOURCE GUIDE

- **Before 1607**
  - Historical accounts only. No written records useful for genealogical research
- **1607 – 1662 (Virginia Company, Virginia Colony, Heath/Maltravers "Carolana")**
  - Historical accounts
  - Personal accounts, diaries, letters, wills
  - Colony of Virginia land records
  - Norfolk County Virginia records
- **1663 – 1729 (Carolina Proprietary)**
  - North Carolina county (precinct) records
  - Virginia land records (border areas only)
  - British Colonial records
  - Church records, especially Quaker
  - Lords Proprietors meeting minutes and correspondence
  - Court records in North Carolina, Virginia, and Britain
- **1729 – 1775 (North Carolina Royal Colony)**
  - Similar to other North Carolina counties, primarily county and state records
  - Land records from Lord Granville land office 1748-1763
- **African American Research**
  - North Carolina County "Slavery Records", state and county court minutes, wills
- **Native American Research**
  - North Carolina legislative records, state and county court records

BIBLIOGRAPHY – GENEALOGY

Byrd, William L., III. *North Carolina General Assembly Sessions Records: Slaves and Free Persons of Color, 1709-1789*. Bowie, MD: Heritage Books, 2001.

——. *North Carolina Slaves and Free Persons of Color: Chowan County*. 2 vols. Bowie, MD: Heritage Books, 2002-2004.

——. *North Carolina Slaves and Free Persons of Color: Pasquotank County*. Bowie, MD: Heritage Books, 2006.

——. *North Carolina Slaves and Free Persons of Color: Perquimans County*. Bowie, MD: Heritage Books, 2006.

——. *Villainy often goes unpunished : Indian records from the North Carolina General Assembly sessions, 1675-1789*. Bowie, MD: Heritage Books, 2002.

Hathway, James R. B., ed. *The North Carolina Historical and Genealogical Register*. 3 vols. Edenton, NC: Private, 1900-1903.

Haun, Weynette P. *Old Albemarle County North Carolina Book of Land Warrants and Surveys, 1681-1706*. Durham, NC: Self-published, 1984.

Copyright © 2023 by David M. McCorkle

——. *Old Albemarle County, North Carolina, Miscellaneous Records, 1678 to ca. 1737.* Durham, NC: Self-published, 1982.
——. *Old Albemarle County, North Carolina, Pasquotank Precinct. Births, Marriages, Deaths, Brands and Flesh Marks & County Claims, 1691-1833.* Durham, NC: Self-published, 1981.
——. *Old Albemarle County, North Carolina, Perquimans Precinct : Births, Marriages, Deaths, and Flesh Marks, 1659-1820.* Durham, NC: Self-published, 1980.
——. *Old Albemarle County, North Carolina, Perquimans Precinct, Court Minutes, 1688-1738.* Durham, NC: Self-published, 1980.
——. *Perquimans County, North Carolina deed abstracts, 1681-1729.* Durham, NC: Self-published, 1983.
Hinshaw, William Wade. *Encyclopedia of American Quaker Genealogy, Vol. 1: North Carolina.* Ann Arbor MI: Edwards Brothers, 1936-1950.
Leary, Helen F. M., Ed. *North Carolina Research: Genealogy and Local History 2nd Edition*. Raleigh, NC: North Carolina Genealogical Society, 1996.
Nugent, Nell M. *Cavaliers and Pioneers: Abstracts of Virginia Land Patents and Grants, 1623-1800.* 5 vols. Richmond, VA: Dietz 1934
Parker, Mattie E., William S. Price, Robert J. Cain, Jan-Michael Poff, eds. *The Colonial Records of North Carolina, Second Series.* 11 vols. Raleigh NC: NC Office of Archives and History, 1963-2007.
Saunders, William L., ed. *The Colonial Records of North Carolina.* 10 vols. Raleigh NC: State of North Carolina, 1886-1890.
Stevens, J. Howard. *Albemarle People and Places*. NC: Self-published, 1999.

BIBLIOGRAPHY – GENERAL HISTORY

Butler, Lindley S. *A History of North Carolina in the Proprietary Era.* Chapel Hill, NC: The University of North Carolina Press, 2021.
Cumming, William P. *The Southeast in Early Maps, 3rd Edition.* Chapel Hill, NC: The University of North Carolina Press, 1998.
Lawson, John. *A New Voyage to Carolina.* 1709. Reprint, edited by Hugh T. Lefler. Chapel Hill, NC: The University of North Carolina Press, 1967.
Powell, William S. "Carolina and the Incomparable Roanoke: Explorations and Attempted Settlements, 1620-1663". *North Carolina Historical Review 51 (1974)*: 1-21.
——. *Ye county of Albemarle in Carolina: A Collection of Documents, 1664-1675.* Raleigh, NC: NC Department of Archives and History, 1958.
Roundtree, Helen C. and Wesley D. Taukchiray. *Manteo's World.* Chapel Hill, NC: The University of North Carolina Press, 2021.

Copyright © 2023 by David M. McCorkle

Sayers, Daniel O. *A Desolate Place for a Defiant People: The Archaeology of Maroons, Indigenous Americans, and Enslaved Laborers in the Great Dismal Swamp*. Gainesville FL: University Press of Florida, 2014.

FREE ONLINE RESOURCES

Atlas of Historical County Boundaries. Excellent visual source for county boundaries at a specific date. *https://digital.newberry.org/ahcb/*

Carolana.com . Hundreds of pages of text on the history of the Carolinas from the very beginning, including transcriptions of original documents. There are few citations so additional research is often needed. *https://www.carolana.com/Carolina/home.html*

David Rumsey Map Collection. Many old maps showing the Albemarle Sound region. *https://www.davidrumsey.com/*

Documenting the American South: Colonial and State Records of North Carolina. An indexed online version of the first edition of the Colonial and State Records of NC. *https://docsouth.unc.edu/csr/*

FamilySearch. Extensive collection of county records. *http://familysearch.org*

Family Research Society of Northeastern North Carolina, Inc. Unfortunately FRSNNC has closed, but some of their resources are still online. *https://frsnnc.files.wordpress.com/2021/09/perpetual-catalog-09-06-2021.pdf*

The Internet Archive. Many original historical books and accounts in the public domain. *http://archive.org*

Library of Congress Map Collections. Many old maps showing the Albemarle Sound region. *https://www.loc.gov/maps/*

Library of Virginia: Research Guides. Original documents including land grants. *https://lva-virginia.libguides.com/*

NC Scans. Selected images of original NC documents, including those from the 1600s. *http://ncscans.com*

North Carolina Digital Collections. Collections of original documents including Colonial Court Records, Governors Papers, and "Treasures". *https://digital.ncdcr.gov/*

North Carolina Land Grant Images and Data . Complete Record of NC land grants and associated documents starting in 1663. *http://nclandgrants.com*

North Carolina Maps. Comprehensive collection of maps related to NC dating back to the 1500s. *https://web.lib.unc.edu/nc-maps/*

State Library of North Carolina. Free to residents of NC, includes records from the British Colonial Office (CO-5) as well as other applicable databases. https://statelibrary.ncdcr.gov/research/online-resources#Tab-GenealogyHistory-527

Virginia Places. "Virginia-North Carolina Boarder". History and maps of the border between the two states. *http://www.virginiaplaces.org/boundaries/ncboundary.html*

Copyright © 2023 by David M. McCorkle

ORIGINAL RECORD REPOSITORIES

Note: Due to the fragility and value of these documents, some may not be available for direct examination and will be provided on microfilm and/or online. It is always best to contact the repository before visiting since some materials require advance notice and rules/hours may change.

East Carolina University: Joyner Library Special Collections. Greenville, NC. Original documents related to early NC history. *https://library.ecu.edu/specialcollections/*

Guilford College: Hege Library. Greensboro, NC. Various original Quaker records. *https://library.guilford.edu/archives/quaker*

Library of Virginia, Richmond VA. Original records covering the period when the Albemarle Sound region was part of Virginia. *https://www.lva.virginia.gov/*

State Archives of North Carolina, Raleigh NC. Original county and state records, land grants, wills, colonial records, military records, maps, copies of British records. https://archives.ncdcr.gov/

UNC Wilson Library: The Southern Historical Collection, Chapel Hill, NC. Personal, business, and governmental records. *https://library.unc.edu/wilson/shc/*

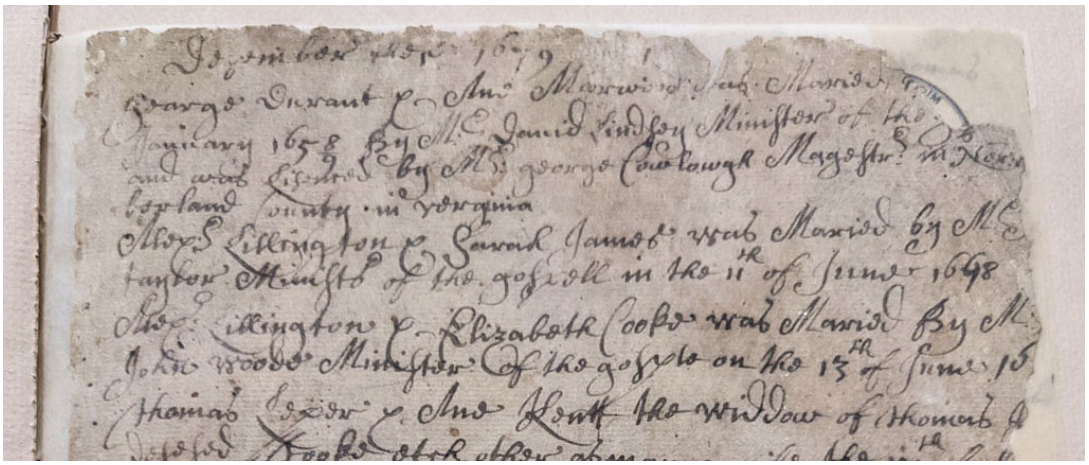

From Perquimans Precinct Births, Marriages, Deaths, and Flesh Marks, CR.077.605.001
Document Courtesy State Archives of North Carolina, Photograph by David M. McCorkle

December ye 5th 1679
George Durant & Ana Marwood was Married . . .
January 1658 by Mr. David Lindsey Minister of the …
and was Licensed by Mr. George Cowlowgh Magestr in North
…land County in Virginia

Copyright © 2023 by David M. McCorkle

Scotland's Old Parish Registers: How to Access, Use and Interpret

Paul Milner, MDiv, FUGA,1548 Parkside Drive, Park Ridge, IL 6068
© Paul Milner, 2003-23 - Not to be copied without permission

HISTORICAL BACKGROUND

Your ancestors did not know anything about a "separation of church and state." The government and the church were intimately entwined. Scotland had an official (established) church, and your ancestors were expected to belong to it. However, the religion of the official church was not static. Groups broke off from the established church, formed their own churches, and later united with other groups. Many reunited with the established church. You must know some of the history in order to find your ancestors in Scottish church records.

Time Line of Scottish Church History

1552 Catholic Church orders registers for baptisms and banns of marriage to be kept
1560 Catholicism abolished, reformation begins following teachings of Calvin
1584 Episcopalians gain control of church
1592 Presbyterians gain control of church
1610 Episcopalians gain control of church
1638 Presbyterians gain control of church
1645 Westminster Confession of Faith accepted as the foundation of the Presbyterian Church
1661 Episcopalians gain control of church
1681-7 The 'Killing Time' persecution against the Covenanters
1690 Presbyterians Church becomes the Established Church of Scotland. Episcopalians break away to form Episcopal Church of Scotland.
1707 Act of Union uniting England and Scotland
1712 Patronage Act returning to the land owner the right to choose a minister, with no approval from the congregation needed.
1715 Jacobite Rising
1733 Associate Presbytery formed
1743 Reformed Presbyterian Church formed
1745 Jacobite Rising
1761 Relief Church formed
1783 Stamp Act requiring 3 penny tax to record an event in the parish register
1793 Catholic Relief Act
1794 Stamp Act abolished
1820 Parishes required to keep registers

1829 Catholic emancipation, church records usually begin here
1843 Free Church formed
1847 United Presbyterian Church formed
1855 Civil Registration begins
1874 Patronage abolished

Effect of this History on Your Research

One of the major effects of this turbulent church history is that many Scottish families will at some time or another have connections with nonconformist groups. This means that all family baptisms may not occur within one church register. There may be gaps as some children were baptized elsewhere. Marriages may not be where you expect them. Nonconformist burials may not been recorded at all. The effects of the breakaways from the Established Church will vary by locality.

RECORDS OF THE CHURCH OF SCOTLAND

Parish Identification Number

One of the unique characteristics of Scottish research is that every parish has its own identification number. This numbering occurred when all the registers were gathered in one place following the 1854 Civil Registration Act. You will need to know the parish number of your ancestor's parish. You can find it in several sources, including Bloxham's *Key to the Old Parochial Registers of Scotland*. The parish number is also listed along with the parish name in the FamilySearch Catalog, or under the parish in the FamilySearch Wiki both online at FamilySearch.org.

Baptismal Registers

The details vary greatly. The entry might be as simple as the date of baptism, name of child, and name of father. However, the register may provide the date of baptism (sometimes including date of birth), name of the child, the name of the child's father and often the child's mother including her maiden name, occupation of the father, where the family was living, and names of witnesses.

Proclamation and Marriage Registers

In many parishes it was more common to record the proclamation of the forthcoming marriage than the marriage itself. In theory proclamations were read on three Sundays prior to the marriage, but could be waived by a fee.

What was actually recorded in the registers varied greatly. The information may include the dates of proclamations (which are often noted as one entry even if taking place on three Sundays); the date of the marriage; the name of the bride and groom; the parish of each and sometimes their places of residence;

© 2003-23, Paul Milner, MDiv, FUGA, 1548 Parkside Drive, Park Ridge IL 60068

name of the groom's father, and the name of the minister. Occasionally you will find the names of the cautioners, usually relatives, who gave pledges at the time of the proclamation for the good behavior for the bridge and groom with the pledge being redeemed at the time of the wedding, and the names of the witnesses. If the bride and groom lived in different parishes, the proclamation would be made in both. The dates in each register may not match because the proclamations may have occurred on different days. Plus, one register might record the proclamation and the other the marriage.

Following the Marriage (Scotland) Act 1834 allowing dissenting ministers to perform marriages in their churches, PROVIDING that the banns had been called in the Established parish church. This means that finding the banns in the Established parish church does not mean that they were members of the Established church.

Burial and MortCloth Dues Registers

In many parishes burials have not been recorded until relatively modern times. Recording was difficult because in some areas the deceased was carried to his native parish. Some parishes had up to eight different burial places. In some parishes the registers may record age at death, cause of death, residence, and the death.

For many parishes the only record is of dues paid for the rental of the mortcloth (or funeral pall). The problem is that dues were not paid by the poor, nor often by the landed family who donated the mortcloth. The cloth itself may not have been used for children under ten years of age. In some parishes privately-held mortcloths could be rented cheaper than those belonging to the parish. If one of these was rented it would not be recorded in the parish register.

What Do I Need to Know Before Searching this Record?

Get background on parish and its neighbors.

For parish boundary maps and local information use: *The Phillimore Atlas and Index of Parish Registers*; Lewis' *Topographical Dictionary of Scotland*; *Groome's Ordnance Gazetteer of Scotland*.

Read the 1791-9 and 1845 *Statistical Accounts of Scotland* for your locality at statsaccscot.edina.ac.uk/static/statacc/dist/home. There is also *The Third Statistical Account of Scotland*, but this is not available online.

Also check the county and parish sections

© 2003-23, Paul Milner, MDiv, FUGA, 1548 Parkside Drive, Park Ridge IL 60068

at GENUKI genuki.org.uk.

How Do I Know What Parish Registers Exist?

You can obtain a listing of all parish registers for the Church of Scotland in Bloxham's, *Key to the Parochial Registers of Scotland*. This book tells which baptism, marriage, and burial registers exist listing years covered, their condition, including missing records or gaps in the registers. It indicates when records of one type are interspersed with records of another type on the film. It also gives FS microfilm numbers but of the first filming, search the catalog and order the second filming. This information has been added to the FamilySearch Wiki for each parish

Turnbull's *Scottish Parochial Registers: Memoranda of the State of the Parochial Registers of Scotland, Whereby is Clearly Shown the Imperative Necessity for a National System of Regular Registration* available on microfiche gives more details, plus information about other registers.

An alternative source is *The Parishes, Registers & Registrars of Scotland*.

Indexes

All parish registers from the Church of Scotland have been indexed. However, remember the religious history, there have been numerous breakaways from the Church of Scotland, and the registers from these churches are generally not included in the index.

1. ScotlandsPeople.gov.uk index with images is most complete.
2. FindMyPast.com index produced by variety of Scottish family history societies.
3. FamilySearch.org has index without attached images, The digitized film for each parish is available at a FSC or affiliate library.

Why can't I find my ancestor in the Scottish Church Records index?

- You're looking for the wrong name.
- There are too many people with the same name.
- You are looking in the wrong place
- The event occurred between 1783 and 1794.
- Your search criteria was too narrow.
- The marriage was not recorded in the parish registers.
- Your ancestors were nonconformists.
- The event was missed when indexing or wasn't recorded at all.

Inventories of records in the National Archives of Scotland. A growing collection of nonconformist churches are coming online. The originals are at the National Records of of Scotland (NRS).

Free Church Records CH 3

© 2003-23, Paul Milner, MDiv, FUGA, 1548 Parkside Drive, Park Ridge IL 60068

Religious Society of Friends	CH 10
Methodist Records	CH 11
Episcopal Church of Scotland	CH 12
Miscellaneous Smaller Churches	CH 13-17
Roman Catholic Records	RH 21

Some of the records from these churches are now being added to other sites. The Roman Catholic Records (index and images) are available on FindMyPast.com and ScotlandsPeople.gov.uk. Many of the Free Church records in CH3 are now on ScotlandsPeople - see 'Guides-Church registers-which parishes and congregations have registers in the index' for a full listing. Some of these records are included in FamilySearch, but not all.

For Genealogical Information

1. *The Parishes, Registers & Registrars of Scotland*. Scottish Association of Family History Societies. 1993, repr. 1995.
2. Bigwood, Rosemary. *The Scottish Family Tree Detective: Tracing Your Ancestors in Scotland*. Manchester: Manchester University Press. 2006
3. Black, George F. *The Surnames of Scotland: Their Origin, Meaning and History*. New York: New York Public Library. 1946. 11th printing 1996.
4. Bloxham, Ben V. *Key to the Parochial Registers of Scotland from earliest times through 1854*. Provo, Utah: Stevenson's Genealogical Center, 2nd ed. repr. 1979
5. Brown, Ian F. *A Guide to Genealogical Sources in the West of Scotland.* Glasgow: Glasgow & West of Scotland Family History Society. 8 vols. 2006.
6. Cory, Kathleen. *Tracing Your Scottish Ancestry*. Baltimore, MD: Genealogical Publishing Co. Third Ed. 2004
7. Durie, Bruce. *Scottish Genealogy*. Stroud, Gloucestershire: History Press. 4th ed. 2017
8. Groome, Francis H.(ed). *Ordnance Gazetteer of Scotland: A Survey of Scottish topography, statistical, biographical, and historical*. 6 volumes. London: William Mackenzie, 1894.
9. Halmerston, Peter. *A Digest on the Law of Scotland relating to Marriage*. Edinburgh: Self-published 1831. Available at archive.org.
10. Humphery-Smith, Cecil R., *The Phillimore Atlas and Index of Parish Registers*. Chichester, Sussex: Phillimore, 3rd. ed. 2003
11. Irvine, James M. *Trace Your Orkney Ancestors.* Ashtead, Surrey: author. 2004
12. Jonas, Linda and Paul Milner. *A Genealogist's Guide to Discovering Your Scottish Ancestors*. Cincinnati, OH: Betterway Books. 2002
13. Lewis, Samuel. *Topographical Dictionary of Scotland*. 2 vols. Originally published 1846 Reprint,

© 2003-23, Paul Milner, MDiv, FUGA, 1548 Parkside Drive, Park Ridge IL 60068

Baltimore, MD: Genealogical Publishing Company, 1989

14. Mitchison, Rosalind and Leah Leneman. *Sexuality & Social Control: Scotland 1660-1780.* Oxford: Basil Blackwell. 1989. Especially chapters on regular and irregular marriage, and patterns of illegitimacy.
15. Paton, Chris. *Tracing Your Scottish Ancestry Through Church & State Records: A Guide for Family Historians.* Barnsley, South Yorkshire: Pen & Sword. 2019. Highly recommended.
16. Steel, D. J. *National Index of Parish Registers, Volume XII: Sources for Scottish Genealogy and Family History* Chichester, England: Phillimore & Co., Ltd., 1970.
17. Stewart, Alan. *Gathering the Clans: Tracing Scottish Ancestry on the Internet.* Chichester, England: Phillimore. 2004
18. Turnbull, William B. *Scottish Parochial Registers: Memoranda of the State of the Parochial Registers of Scotland, Whereby is Clearly Shown the Imperative Necessity for a National System of Regular Registration*. Edinburgh: Thomas George Stevenson. 1849 Available at archive.org.
19. Wilkinson, Kirsty. F. *Finding Your Scottish Ancestors: Techniques for Solving Genealogical Problems.* Marlborough, Wiltshire: Hale. 2020.

For Scottish Church History

For more publications especially about different denominational church histories check out the Scotland Church Records Union List at familysearch.org/wiki/en/Scotland_Church_Records_Union_Lists

20. Bebbington, D.W. *The Baptists in Scotland: a History.* Glasgow: Baptist Union of Scotland. 1988.
21. Brown, Callum G. *Religion and Society in Scotland since 1707.* Edinburgh: Edinburgh University Press. 1997
22. Burleigh, J.H.S. *A Church History of Scotland*. London: Oxford University Press. 1960.
23. Couper, W.J. *The Reformed Presbyterian Church in Scotland: Its Congregations Ministers and Students.* Edinburgh: United Free Church of Scotland Publications. 1925.
24. Donaldson, Gordon. *Scottish Church History*. Edinburgh: Scottish Academic Press. 1985
25. Nicoll, Andrew R. *Scottish Catholic Family History: A Family Historian's Guide to Catholic Parish Registers and Cemetery Records for Scotland and the Bishopric of the Forces.* Edinburgh: Aquhorties Press. 2011. Important listing the individual registers and period cover for all the Roman Catholic registers available on Scotlandspeople.

© 2003-23, Paul Milner, MDiv, FUGA, 1548 Parkside Drive, Park Ridge IL 60068

Bringing Family Photos to Life on MyHeritage

By: Daniel Horowitz - Daniel@MyHeritage.com - Twitter: @MyHChiefGen - Instagram: horowitz_daniel

At MyHeritage, we believe that photos are one of the most tangible and powerful ways to connect with the past. We consider their preservation essential to documenting family history, on a personal and family level as well as on a greater scale. That's why we make it easy for you to scan, upload, and preserve your photos on MyHeritage.

We also believe there is great value in restoring and enhancing photos and allowing users to view them as they may have looked when first printed. That's why we offer a suite of highly advanced tools for doing just that. But we are also committed to the integrity and authenticity of the original photos. Any improvements we make never modify the original; we always apply improvements to a new copy that piggybacks on the original, leaving the original photo intact.

The MyHeritage photo improvement features

MyHeritage's groundbreaking photo tools allow you to repair, enhance, colorize, and animate your photos. You can access them directly from the Photos tab on your MyHeritage account.

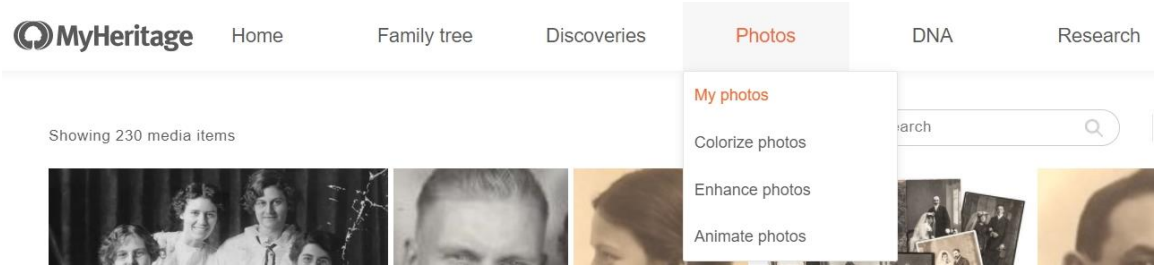

Select "My photos" to enter the photo section, where you can upload new photos or improve any photos you've already uploaded to MyHeritage. Simply click a photo to open the photo page and choose from the photo tool buttons on the upper right corner of the page.

A specialized detection algorithm determines whether each image you've uploaded is color or black and white, and whether it has sustained damage. The corresponding features are then displayed accordingly on top of each photo, so you can improve the quality of your photo in a single click.



Each photo tool takes just a few moments to be applied. After improving your photo, MyHeritage will display a slider across the image that you can drag left and right, to see the before and after effect.

Photo Repair

If your photo is identified as scratched or damaged, the "Repair" option will appear. If we didn't detect any damage but you want to try this tool anyway, you can: click the three dots on the top left of the photo page to open the menu of additional options, and select Repair.

The default repair model, named Gentle Repair, will fix most types of damage with minimal changes to the rest of the photo. For photos with more substantial damage, an Extensive Repair model can be applied. You can switch between the repair models by clicking the cogwheel icon (⚙) in the top left corner to open the settings panel.



Original image (left); after Gentle repair (center) and after Extensive repair (right).

The Photo Enhancer

The MyHeritage Photo Enhancer is powered by deep learning technology that infers what the original faces may have looked like, bringing blurry low-quality photos into clear focus. This is especially powerful for photos that feature multiple people whose faces may be too small to make out: it produces enhanced close-ups of each face that can be viewed one by one.

Below the enhanced photo, the individual faces detected in the image will appear. Click on any of the faces to view the individual portraits. You can also hover the mouse over any of the faces detected in the photo and click "Add Name" to tag the individual.

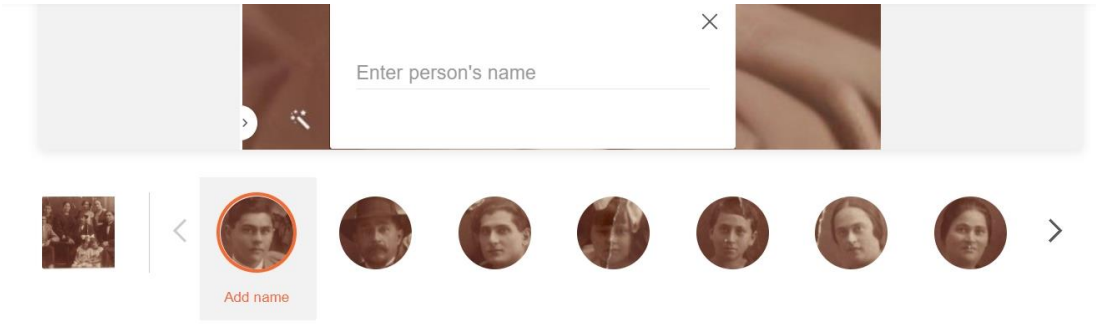

MyHeritage In Color™

MyHeritage In Color™ automatically analyzes your photo to determine whether it is black and white or in color. If the photo is black and white, the "Colorize" option will appear. Click this to produce a simulated color version of a black and white photo.

If the photo was originally in color, the "Restore colors" option will appear. This will brighten faded hues and correct yellowing or discoloration that may have occurred over time.

Deep Nostalgia™

Deep Nostalgia™ animates the faces in your photos to show you what your ancestors might have looked like when they turned their heads, blinked, and smiled.

If you click "Animate" on a photo with multiple faces, you'll be prompted to select a face to animate. There are a number possible sequences of gestures that can be applied to a photo, and the algorithm will automatically detect which sequence will likely produce the best results for this image. However, you can choose a different animation option by clicking the "Animation #" button on the upper right side and selecting from the panel on the left. MyHeritage Complete subscribers can also choose from a series of "special animations" such as Smile, Kiss, or Thankful.

Downloading and deleting photos

You can download your photo by clicking the download icon (⬇) and then choosing whether to download the improved photo, the original, or a side-by-side comparison. To download an individual portrait or animation, click the individual's face below the enhanced photo and then click the download icon.

Any photo you upload and its improved version will be stored for you on MyHeritage, and you can delete them at any time. When you delete an improved photo, the original photo will remain in your family site. However, if you delete an original photo, any improved version will be deleted as well.

Artificial improvement indicators



As part of our commitment to preserving the authenticity of historical documents, we make a point of distinguishing original photos from artificially altered ones by adding watermarks in the bottom left corner of improved photos.

While highly realistic, colorization, enhancement, and animation are artificial simulations and don't reflect the real-life conditions under which the photo was taken. The palette, magic wand, and moving ball icons appear on the bottom left corner of photos to indicate that they have been artificially improved.



After improving a photo, you'll notice those icons also appear in the photos section of the website, in the bottom right corner of the improved photo, to help you keep track of which photos you've processed.

Each tool alone produces astonishing results, but they're even more powerful when used together. You can repair, enhance, colorize, and/or animate the same photo, in any order.

DeepStory: make your family photos speak

The DeepStory feature allows you to create animated videos of your ancestors telling their life stories. This tool gives you a whole new way to document, preserve, and share your most treasured family stories.

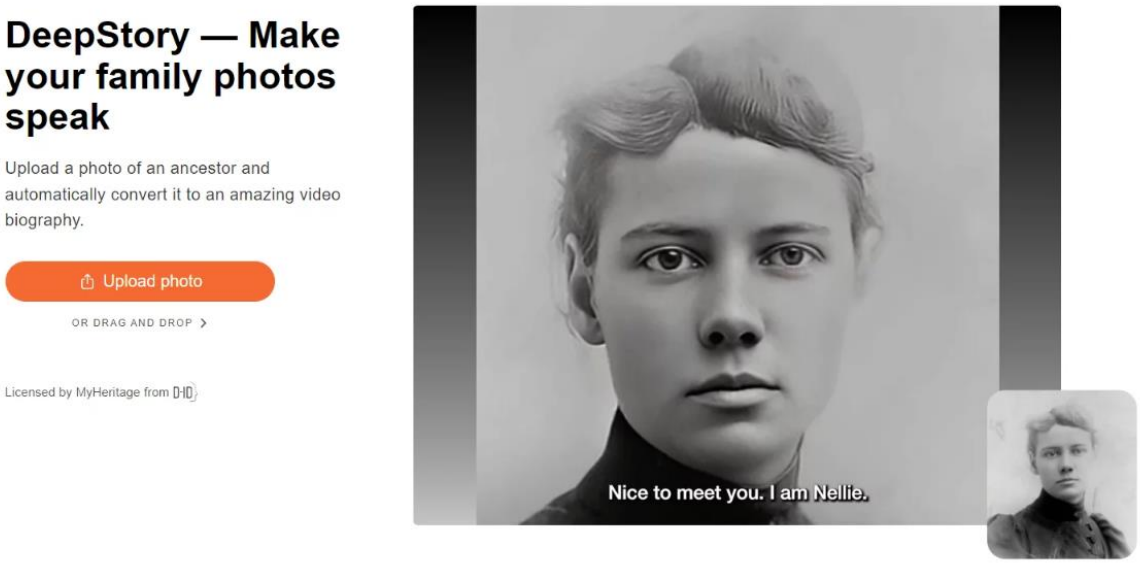

To create a DeepStory on MyHeritage, all you need is a photo of a person and a simple narrative from their life. MyHeritage can also generate automatic DeepStories based on information in your tree. You can edit the narrative, add photographs, customize the voice, and preview the result as much as you like until your DeepStory is ready to share with your family and friends!

There are many different types of facts that could be added to the family tree. We take all the information that has been entered in the family tree as facts for that individual, and we choose the most important facts that pertain to the story. We generally select and show when and where people were born, their parents, their siblings, marriages, birth of their children, grandchildren, occupation, military service. We often omit information if the story becomes too long.

When the family tree information is automatically selected for your DeepStory, we then randomly choose different ways to present each type of fact, to avoid repetition. In this way, every single DeepStory will appear different and create a different story each time.

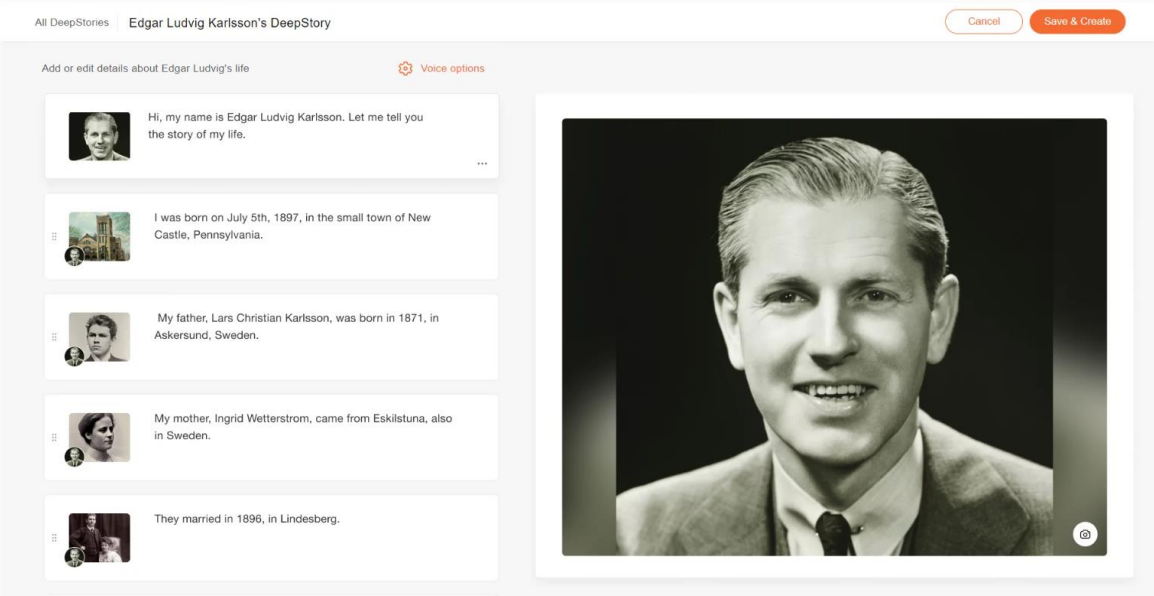

This information is grouped into chapters based on topics, and we try to locate a photo from your family tree that best fits that chapter. We invest considerable effort in picking the best photo for each chapter.



FINDING THOMAS'S FATHER THROUGH RECORDS, LAND PLATTING, and DNA

Pamela Stone Eagleson, CG[sm]
25 Woodland Avenue, Kennebunk, Maine 04043
www.gen-nections.com peagleson@yahoo.com

Thomas Stone left few records when he died in 1791 in Prince William County Virginia. No document or reference names his parentage. Finding Thomas's father took thirty years. Using indirect evidence and helped by technological advances, Thomas's father has been found. This lecture demonstrates the process of creating a proof argument to identify Thomas's father.

1. INTRODUCTION

- Parts of a Proof Argument
- Getting to Know Your Research Local
- The FAN club principle

2. WHAT THE RECORDS REVEAL

- His will: Thomas signed his will in 1782 naming wife Sarah and 5 children-- James and George, Mary Leatherwood, Sarah Bradfield, Elizabeth Bradfield and grandson Thomas, son of James. He left land to grandson Thomas and to son George. Witnesses were Elizabeth Bobo, Howson Hooe, & George Latham.
- His inventory: Neighbors John Kincheloe, Zachariah Bradfield S[r] and Robert Spittle appraised Thomas's estate on 30 Dec 1791 and returned it to court on 2 May 1792. Value -£55/9/5
- Thomas first appeared in public records in the 1735-6 rent roll. He is found in extant rent roles or tithable lists up until 1779.
- Thomas or his estate or son James or grandson Thomas appeared in Prince William County tax records until 1834 when grandson Thomas sold the land he inherited.
- Thomas appeared in personal property taxes from 1782 – 1788.
- Thomas is found voting for Col. Henry Lee in extant Election of Burgesses records.
- Thomas received a land warrant in 1741 and a land patent in 1743.
- Thomas witnessed the will of his neighbor Edward Barry in 1747.
- Thomas was appointed "surveyor of the road in the room and precinct of Samuel Stone" in 1755.
- In 1771 Thomas along with Obed Calvert and Esther Calvert posted administrative bond for estate of George Calvert.

3. MORE OF WHAT LAND RECORDS REVEAL

- Thomas bequeathed two tracts of land in his will: one tract to his grandson Thomas Stone whose father James Stone was to have life use of it; the other tract to son George. If George died without heirs the land was to be divided between George's sisters Sarah and Elizabeth Bradfield.
- Leonard and Sarah Stone Bradfield sold their 140 acres in 1804 to Rutt Johnson
- The children of Zachariah and Elizabeth Stone Bradfield sold Elizabeth's 153 acres beginning in 1826
- Title searches show present day location of Thomas's lands
- Explanation of Northern Neck Land Proprietary land granting process
- Recreation of Thomas's neighborhood with the help of DeedMapper
    - Wm Bland, Francis Stone, James Bland 1711 patent
    - Thomas Stone 1741 survey
    - Joshua Davis 1726 patent
    - Charles Maurice/Morris & James Bland 1741 survey
    - John Dunkan's 1731 survey
    - John Bland's 1774 survey
    - Stapleton-Rainie 1775 deed
    - John Hooe 1780 survey/patent
- Emergence of Francis Stone Jr., early Prince William County landowner, as candidate for Thomas's father
- Thomas Stone in association with Samuel Stone
- Table of survey evidence

4. CONCLUSION

- "Genealogists learn the descent of land is the purest proof of relationship and the ownership of land provides the surest proof of identity."

  Elizabeth Shown Mills, "Land Records," syllabus material, Course 4: Advanced Research Methodology and Evidence Analysis (Birmingham, Ala: Institute of Genealogy and Historical Research, 2006), 4W2.
- Stone Surname DNA Study
- Puzzles
- Points of the proof argument:
    - Land records place Thos Stone in the same neighborhood as Francis Stone Jr.
    - Current location of the lands devised by Thomas show it to be on land once owned by Francis Stone Jr.

#NGS2023GEN

- Prince William County tithable lists and rent rolls from 1736 to 1767 as well as deeds and court records connect Thomas Stone and a Samuel Stone in location and similar social standing.
- Land descriptions found in at least three land records name either Thomas Stone or Samuel Stone as owner of land once belonging to Francis Stone.
- Edward Barry, owner of land adjoining land of Thomas and Francis Stone, served as surety for the estate of Francis Stone. Thomas and Samuel Stone witnessed the will of Edward Barry.
- Thomas Stone along with Francis Stone's widow Esther Calvert, wife of George Calvert, and Obed Calvert, son of George Calvert, posted bond for the administration of Calvert's estate. Thomas and Obed served as co-executors for George's estate.
- Francis and Thomas were apparently a generation removed in age.
- No other candidate exists in that time period and location to be Thomas's father.

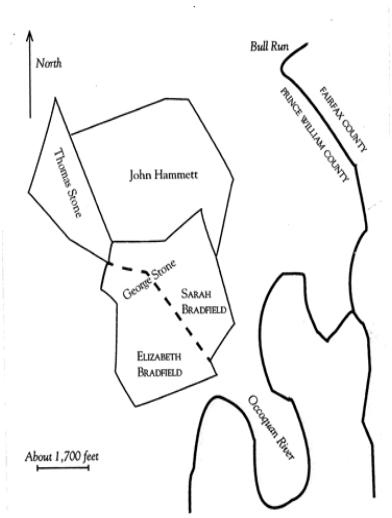

Current Location of Land Devised by Thomas

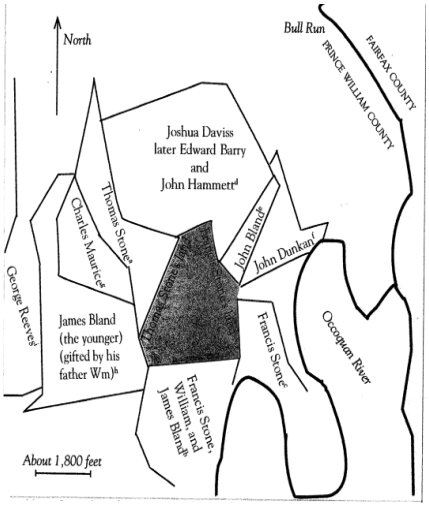

Reconstruction of Thomas and Francis Stone's Neighborhood

Source: Pamela S Eagleson, "Leaving No Stone Unturned: A Father for Thomas Stone (d. 1791) of Prince William County, Virginia," *National Genealogical Society Quarterly* 95:2 (June 2010), 121

BIBLIOGRAPHY

Alcock, John P. "What Genealogists should know about 18th Century Virginia Law." http://www.kykinfolk.org/crittenden/virginialaw.htm

DeedMapper 4.2 http://www.directlinesoftware.com/home

Family Search. Research Wiki, Platting Land. https://www.familysearch.org/en/wiki/Platting_Land

Hatcher, Patricia Laws. *Locating Your Roots-Discover Your Ancestors Using Land Records*. (Cincinnati: Betterway Books, 2003).

Hening, William Waller. *The Statutes at Large; Being a Collection of All the Laws of Virginia, from the first session of the Legislature in the year 1619*, 13 vols. (Richmond, Philadelphia, and New York, 1809-1823). Available through Google Books.

Hughes, Sarah S. *Surveyors and Statesmen – Land Measuring in Colonial Virginia*. (Richmond, VA: The Virginia Surveyors Foundation, Ltd. & the Virginia Association of Surveyors, Inc. 1979).

Isaac, Rhys. *The Transformation of Virginia 1740-1790*. (Chapel Hill, NC: University of North Carolina Press, 1982).

Library of Virginia. "Research Notes Number 1: Using Land Tax Records in the Archives at the Library of Virginia." http://www.lva.virginia.gov/public/guides/rn3_persprop.pdf
"Research Notes Number 3: Using Personal Property Tax Records in the Archives." at the Library of Virginia."
http://www.lva.virginia.gov/public/guides/rn17_tithables.htm
"Research Notes Number 17: Colonial Tithables."
http://www.lva.virginia.gov/public/guides/rn17_tithables.htm

Mills, Elizabeth Shown. "QuickLesson 11: Identity Problems & the FAN Principle." *Evidence Explained: Historical Analysis, Citation & Source Usage*
https://www.evidenceexplained.com/content/quicklesson-11-identity-problems-fan principle

Northern Neck Land Proprietary Records. The Library of Virginia Research Notes Number 23. http://www.lva.virginia.gov/public/guides/rn23_nneckland.pdf

Northern Neck surveys, 1722-1781 are abstracted in Joyner, Peggy S., comp. *Abstracts of Virginia's Northern Neck Warrants & Surveys*, 5 vols. (Portsmouth, Va.: P. Joyner, 1985-1987).Vol. 4 contains abstracts of the Guy Broadwater surveys.

Roots in Prince William*: A Guide to Genealogical and Historical Research in Prince William County Virginia* (Manassas, Va.: RELIC, 2011).

Smith, Kenneth L. *Estate Inventories-How To Use Them*. (Morgantown, PA: Masthof Press, 2000).

©2023 Pamela Stone Eagleson

All websites accessed on 11 January 2023

"Finding the Ties that Bind: Strategies for Descendant Research and Engagement"

National Genealogical Society (NGS)
Dr. Shelley Viola Murphy, University of Virginia
shelleyviola@gmail.com
Dr. Jajuan Johnson, College of William and Mary
jsjohnson02@wm.edu>

Getting started by planning what you need:

- Genealogy is about TIME, PLACE & Asking questions.
- Internet and Access to Collections and Manuscripts
- Word or excel to develop a timeline and/or keep a research log
- Access to databases like; Ancestry.com or familysearch.org, etc.

Set your goals for your research (decide what you are looking for, make them specific, like "find a death record for my maternal 2nd great grandfather" or locate a "Will for a Slave owner")
Goal #1
Goal #2
Goal #3
Goal #4

Set your research area-obtain a **map**: What is the area or the counties you will focus on: Make a LIST of the counties and locations you will be researching:
1.
2.
3.
4.

Develop a **list of records and resources** you will need to help support if an individual is a direct descendant or a relative; such as, vital statistics records, a Will, Estate settlement, federal, state and local records, etc.

Sample List records and resources and their possible location:

- **Exhaust the local area!**
- Law (know the Black Codes, follow thelegalgenealogist blog)
- Wills of the Slave Owner (Courthouse, historical societies, online)

- Tax Property records (Courthouse, online) Administrator & Estate records (Courthouse, online, historical societies) Chancery Records (Library of Virginia, Courthouse)
- Federal Population Census (online: ancestry.com & familysearch.org, .gov)
- Slave Schedules (1850-1860) (online ancestry & family search)
- Vital Statistics: Birth, Death, Marriage, Divorce, etc. (online, VA Vital Stats, historical societies, blogs, etc.) Slave Birth Index (books, historical societies, available to purchase) Freedmen's Bureau, Freedman's Bank
- Buy, Selling, Rental and Mortgaged (Courthouse, historical societies, online)
- Federal population Census (1790-1950) (online)
- Being involved with the Descendant groups (local)
- BlackProGen (youtube), Blogs (online), Newsletters (online), AAHGS.org, www.maagiinstitute.org

Determine what you will need to "acknowledge" that an individual is a direct descendant and/or related.
LIST: (example: documents, letter, vital statistics records with relationship information, etc.)
1.
2.
3.
4.

Decide on your partners/buddies/groups by making a LIST to contact:
1.
2.
3.
4.

Note the key "local area" resources:
Courthouse, Churches, Cemeteries
Historical Societies, Public Library
Schools, Museum's
Historical Homes
Genealogy groups
University Libraries and special collections
Others:

NOTES:

Decide how you will gather information and save/preserve information:
How will you organize the files: will you use folders, binders, or online or both
Determine how your file will be set up, how will they be organized in the folder:

Develop an intake form:
All potential descendants will complete as much as they can and you will review. You need to know what they know and what you will need to gather.

Sample Intake form should entail these components:
Contact information (name, email, and telephone number)
Who they say they are a descendant of
What support information/documents do they have
Do you have a public tree on ancestry.com or familysearch.org (if yes, you need access to it)

- Family information that should be collected before your first meeting:

Applicants name, birth information

List the Parents, birth dates, death dates if it applies, include location information:

Maternal and Paternal grandparents, birth info and location of birth and where they lived and if not alive where they died

Great grand Maternal and Paternal grandparents, birth info and location of birth and where they lived and if not alive where they died

Do you have any oral histories that came down generations about this ancestor? If yes, please have them share or allow you to video them telling the story…set it up so it is also usable in any of your marketing and outreach.

Have the sign off with permission (get some advice from a lawyer or your employer)

Marketing and Outreach:

- Decide how you will get the word out about your research:
- Will you use social media (Facebook, Twitter, Instagram, newsletter & a blog, etc.)
- Determine how often you want to deliver regular updates, sharing successes and challenges
- Decide how often you will post and how long (once or twice a week, daily, etc.)

Establish your **"first meeting"** goals.

- Will this meeting be in person, virtual or both?
- Prepare the three to five questions you want to ask
- You need to listen and take notes of what the individuals are saying
- If you are interviewing and elder, please have someone they trust to be with them
- Explain what you are doing, why, along with the benefits and the challenges
- Explain how their input and information will help your goals
- If you are building trees, explain that they will be public or private and what that means to them
- Let them know you can't guarantee anything but will do your best to find and help to reconnect with their ancestors
- Tell them that you will be sharing the information with them and others
- Make sure it is okay to contact others to seek information about some family relationships

Notes:

Shamrocks in Cyberspace: Irish Genealogy Databases

Presented by Michael Brophy

198 Patricia Drive

Abington MA 02351

781-738-2671 mbrophy@brophygen.com www.brophygen.com

Follow me on Twitter @brophy123

Facebook @brophygenealogy

The volume of Irish websites has exploded in recent years. With over 70 million people worldwide claiming some Irish ancestry, the island with over 5 million people has seen increased interest in travelers exploring their family history. Genealogy databases have increased dramatically in recent years to bring the Island's rich history to life. Substantial knowledge of your Irish immigrant ancestor is mandatory before exploring the great databases of Irish genealogy. This necessary first step will be followed by looking at your Irish ancestors from afar before you make your genealogy research trip.



copyright 2023 © Brophy Professional Genealogy & Heir Tracing
198 Patricia Drive Abington MA 02351 781-738-2671
mbrophy@brophygen.com www.brophygen.com

Websites to be covered: **P= paid** website **F=** free website

A. www.ancestry.com Recent release of indexed Irish Catholic sacramental records. Other collections include Civil records birth, marriage, and death indices 1864-1958, Griffith's Valuation, Irish Census records, 1916 Easter Rising records and other collections. See card catalog for comprehensive listing.

B. www.findmypast.ie **P** Contains the largest collection of Irish Land and Estate Records on the internet, the published version of Griffith's Valuation, Irish Prison records, directories, military and rebellion records, some migration records, and wills. Birth marriage, and death records added in 2013. Petty session Court records 22MM added over the last several years, a unique collection.

C. www.rootsireland.ie **P** The website of the Irish Family History Foundation. The collection contains transcribed records of baptism/birth, marriage and death records. Not a complete collection of these records but the most comprehensive on the internet. Also contains census records that remain from 19th century Ireland and the 1901 and 1911 census. The site has smaller collections of passenger lists, gravestone inscriptions and Griffith's valuation.

D. www.johngrenham.com **P** John Grenham's surname search and finding aids. Leveraging the surnames of 19th century Ireland will give a general idea of clusters of surnames in specific counties. Because the population was relatively static, the tool gives an idea on where to look for your ancestors by unlocking the power of surnames. Cross referencing a second surname by marriage can pinpoint a family within a county.

E. www.nationalarchives.ie **F** The website of the National Archives in Dublin. The best resource is the complete 1901 and 1911 census. Contains actual images of the census returns. Offers a general search of miscellaneous records that have been digitized. Recently added Tithe Applotment books offer a look at early 19th century rural heads of households.

F. www.nli.ie **F** The website of the National Library in Dublin. The mandatory source for any genealogy traveler to Ireland is the online version of *Manuscript Sources for the History of Irish Civilization*, entitled *Sources.* More comprehensive than the printed version, the collection contains over 180,000 manuscript sources for Irish history. Finding aids for Irish newspapers and Roman Catholic parish registers are found here. Catholic sacramental records were recently added this past summer.

G. www.proni.ie **F** The Public Record Office of Northern Ireland. The recently relocated research repository contains an online database of freeholders who were entitled to vote. The list contains freeholders from the 18th and 19th century and helps alleviate the lack of census records from the period. Griffith's Valuation Revision Books (or Cancellation books) are online for the six counties of

copyright 2023 © Brophy Professional Genealogy & Heir Tracing
198 Patricia Drive Abington MA 02351 781-738-2671
mbrophy@brophygen.com www.brophygen.com

Northern Ireland. Other online collections contain will calendars, street directories for 19th and 20th century Northern Ireland, and a name search for other miscellaneous collections.

H. www.irishgenealogy.ie **F** Website sponsored by the Irish government's department of Arts, Heritage and Gaeltachta. New Civil vital records online for the whole island for births 1864-1919, marriages 1845-1944, and deaths 1878-1969. To help promote tourism the site offers church records from counties Carlow, Cork, Dublin, and Kerry.

I. **www.thecore/seanruad** **F** The 1851 index to Townlands and Towns, Parishes and Baronies is digitized here. A key to finding an exact place name for our ancestral homeland is to know the various political and religious divisions of Ireland. A great finding aid for civil boundaries.

J. www.askaboutireland.ie **F** A good guide to Griffith's Primary Valuation, published between 1847 and 1864. The primary census substitute for 19th century Ireland is digitized here. A tax list in its original inception, the valuation of properties was a multi decade task to value all the property in Ireland.

Other Websites relating to Irish genealogy and Family History research.

1. www.Cyndi'slist.com Links to hundreds of thousands of genealogy websites. Great finding aid.
2. www.familysearch.org Website of the Latter Day Saints Church. Free access to world census info and lending library catalog. Index of Civil Registration from 1845-1958.
3. www.rootsweb.com Specialized mailing lists and community message boards.
4. www.newspaperarchives.com Historic newspaper archive
5. www.usgenweb.org Free Genealogy website access project.
6. www.tiara.ie Best Irish-American genealogy group in Massachusetts. Insurance policies for Boston Irish immigrants are listed here.
7. http://www.ireland.com/ancestor/index.cfm gives a General Idea of Irish Surname origins
8. www.movinghere.org.uk Loan Fund Records Loans made in the late 1830's and 1840's by local boards and from London

11 www.eneclann.ie Eneclann commercial site for Irish CDS and books

12 www.irishhistoricicmaps.ie/historic Ordnance Survey maps released a digital archive of maps from 1837-1842 and 1888 to 1913. When used with other records, this site can help pinpoint ancestral home

13. www.groireland.ie Website for ordering Civil Registration records for the Republic of Ireland
14. www.nidirect.gov.uk/gro General register Office of Northern Ireland for ordering Civil Records
15. http://ireland.anglican.org/about/151 Anglican Parish Registers Online. More to Come!
16. www.irishancestors.ie Website of the Irish Genealogical Research Society. In 2015 and 2012 the society released databases of early Irish Birth and marriage indexes from alternative sources that predate the start of civil registration of births, marriages and deaths in 1864.
17. www.logainm.ie Place name database developed by the Irish government.

NGS 2023 copyright 2023 © Brophy Professional Genealogy & Heir Tracing
198 Patricia Drive Abington MA 02351 781-738-2671
mbrophy@brophygen.com www.brophygen.com

18. www.iar.ie Irish Archive Portal. A guide to locating records and archives in Ireland.
19. www.libraryireland.com/topog Samuel Lewis' 1837 historical and statistical dictionary of place names in Ireland. This is a must resource to put your ancestor in local historic context.
20. www.genuki.org.uk **F** A research guide to Ireland's 32 counties. Contains good information on research sources, travel information and Irish history.

Bibliography and Selected, Suggested books for Irish Research

Grenham, John Tracing Your Irish Ancestors, Fifth Edition, Genealogical Publishing Company, Baltimore, MD, 2019. (The newest edition has updated information on Irish internet resources)

Mitchell, Brian, a *New Genealogical Atlas of Ireland 2nd Edition*, Genealogical Publishing Company, Baltimore, MD, 2002. (Very good guide book for political and religious divisions in Ireland)

Controller, Stationary Office, Dublin, *General Alphabetical Index to the Townlands and Towns, Parishes and Baronies of Ireland,* Genealogical Publishing Company, Baltimore, MD, 1861 (A guide book for narrowing down a place name in Ireland)

Reilly, James R*, Richard Griffith and His Valuations of Ireland*, Clearfield Company, Inc., Baltimore, MD, 2002. (Explanation of the chief census substitute of 19th century Ireland)

Roulston, William J, *Researching Scots-Irish Ancestors*, Ulster Historical Foundation, Belfast, Northern Ireland, 2006, (Definitive guide to tracing early modern Ulster ancestry 1600-1800)

Edwards, Ruth Dudley*, an Atlas of Irish History Third Edition*, Routledge, New York, New York, 2005. (A very good map book of Ireland based on historical events)

Ouimette, David S., *What's New in Irish Family History on the Internet*, Samford University Institute of Genealogy and Historic Research, lecture, 9 June 2008.

Paton, Chris, *Irish Family History Sources Online*, Gould Digital, Modbury North, South Australia, 2011. (Definitive Guide, at present, on Irish Family History Sources Online)

Dooley, Terence, *the Big Houses and Landed Estates of Ireland a Research Guide,* Four Courts Press, Portland OR, 2007. (A great guide to researching estate records of landlords in Ireland)

copyright 2023 © Brophy Professional Genealogy & Heir Tracing
198 Patricia Drive Abington MA 02351 781-738-2671
mbrophy@brophygen.com www.brophygen.com

A Case Study: The Newton Family of Virginia and Its Connection to the Mayflower

Barbara Vines Little, CG, FNGS, FUGA, FVGS
PO Box 1273, Orange, VA 22960
540-832-3473
bvlittle@earthlink.net

It took the correct interpretation of Virginia inheritance law and a deep dive into extant records in four burned-record counties to prove the connection.

The History

In a July 1992 article published in the *Mayflower Descendant*, Barbara Lambert Merrick provided a documented summary of Isaac Allerton's connection to the Mayflower Allerton family and his two marriages to 1) Elizabeth —?—, and 2) Elizabeth (Willoughby) Overzee Colough in Virginia between 8 Sept 1662 and 20 Feb 1663/4. However, Lambert contended that Allerton Newton, named as an unidentified grandson in Isaac Allerton's will, was not the son of John Newton Jr. and his wife Mary (Allerton) Newton as proposed by Charles F. Cochran in his "Early Generations of the Newton Families of Westmoreland, Virginia" and previously accepted by the Mayflower Society. Of her seven issues four dealt with a "jointly devised" bequest of land to Isaac's daughter Sarah (Allerton) Lee and grandson Allerton Newton.



John Clark Ridpath, *United States a History, Columbian ed.* (New York: United States History Co., 1891), 90.

The Issue

The testator was a resident of Virginia, the legatees of interest were residents of Virginia, and the land lay in Virginia. There is no question—Virginia (not New England) inheritance law applies.

Copyright 2023. All rights reserved.

The Will

In the name of God Amen! the 25th day of October . . . 1702. I Isaac Allerton of the County of Westmoreland in the Colony of Virga Esqr being sick and weak of body . . .

I give and bequeath the sum of ten pounds sterling to the church of Cople parish to be disposed of by my Executor hereafter named for ornament for the said church

Item I will that all my just debts be paid duly and punctually

Item I give bequeath and devise **to my dear daughter Sarah Lee and my grandson Allerton Newton two tracts of land lying and being in the County of Stafford (viz) one tract of one thousand and fifty acres and the other tract of six hundred acres to be equally divided between them** to have and to hold the said two tracts of land to them the said Sarah Lee and Allerton Newton and **the heirs of their bodies lawfully begotten** [entailed] **to be equally divided between them as is aforesaid.**

Item I give, bequeath and devise to my **daughter Elizabeth Starrs als Heirs** who lives in New England six hundred acres of land part of a dividend of one and twnety hundred and fifty acres lying and bing on South side of Rappahannock River to her the said Elizabeth and such of her children as she shall dispose of the same to but in case the said Elizabeth be dead before the date of this my will, I will and devise the said six hundred acres of land to her eldest son and **to his heirs forever** [fee simple title]

***Sarah Lee** the sum of five thousand pounds of tobacco to be paid her in the two next years succeeding my death Itm I give & bequeath to my said daughter.

Item I give and bequeath to my said daughter* **Eliza Heirs** the sum of wtwo thousand pounds of tobacco to be paid upon demand and for as much as ~~much~~ **my daughter Traverse** has ^had^ a sufficient part or proportion of my estate given her in consideration of marriage, I do therefore fore memorial sake give unto **her three daughters Elizabeth, Rebecca and Winifred Travers** the sum of one thousand pounds of tobacco a piece to be paid them at the years of Seventeen or the day of marriage which shall first happen

Item I give and bequeath to my grandson **Allerton Newton** the sum of one thousand pounds of tobacco to be paid at the years of one and twenty

Item I do publish and declare my intent and meaning that the above legacies given to my sd daughters grandson and granddaughters be deemed and taken t**o be in lieu and full satisfaction of their filial portions or childs part of my Estate**

Item I give bequeath and devise all the remaining part of my lands & tenements not above bequeathed how or wheresoever situate and being to my well beloved son Willoughby Allerton and to his heirs forever [fee simple title] . . . to whom I also give and bequeath all my personal Estate goods & chattels real and personal of what kind, sort or quality soever the same be [Westmoreland Co., Va. Deeds & Wills, No. 3, 1701–1707, pp. 115–116]

#NGS2023GEN

Copyright 2023. All rights reserved.

Isaac Allerton
1627/1630–1702

m. 1) Elizabeth		m. 2) bet 8 Sept 1662 and 8 Jan 1663/4 Elizabeth (Willoughby) Overzee Colclough d. bef. 1702			
Elizabeth	Isaac	Frances b. c 1663/4 d. by 3 Mar 1698/9 m. bef 21 Oct 1687 Samuel Traverse d. by 7 Sept 1698	Mary d. 1701 m. John Newton Jr. d. 1701	Willoughby	Sarah b. 1671 d. 1731 m. ca. 1693 Hancock Lee d. 1709
m.	d.s.p.	Elizabeth b. by 1682 Rebecca Winifred	William Thomas Allerton —?—		Isaac Ann Elizabeth John Hancock b. 1709
1) Benjamin Starr 2) Simon Eyres/Heirs issue by both					

INTESTATE INHERITANCE:

Note: Primogeniture as followed in Virginia dictated that all real property (land) went to the eldest son. If there were no male heirs, females inherited equally.

After debts, funeral expenses, and other just expenses were paid, the goods, chattels, and personal estate other than slaves were divided: one-third to the wife (a child's part if more than two children; one half if no children) and the remainder in equal proportion among the children or, if deceased, their legal representative(s).

After the death of the father, if a child died intestate in the mother's lifetime without wife or child, every brother or sister or their representatives was to have an equal share with her [the mother] of the personal estate. If, there were no children or if all the children died in the lifetime of the mother, the personal estate was divided: one moiety (half) to the mother and the other to the next of kin of the father.

TESTATE INHERITANCE

Fathers (even if under twenty-one) could by deed or will dispose of the custody of their unmarried infant children. Such guardians had custody of the full estate until the child(ren) came of age.

The will was to be proved in the county of residence. Probate could also take place in the General Court if the value of the estate was £100 current money or more.

If land was devised away from the heir(s); the heir-at-law could contest the will. Infants had until ten years after reaching majority to contest the will.[1]

[1] William Waller Hening, *The Statutes at Large; Being a Collection of all the Laws of Virginia . . .*, 13-vols. (1819–1823); reprint, Charlottesville, Va.: University Press of Virginia, 1969), 5: 444–50.

Copyright 2023. All rights reserved.

ENTAILMENT[2]

Property held in *fee* or *fee simple* is property held without condition, limitation or restrictions to particular heirs, but descendible to the heirs general, whether male or female, lineal or collateral. Inferior [smaller] estates can be "carved out" of a fee simple estate—a lease for a term of years or for lives, but at its end, the title reverts to the individual who holds it in *fee.* A fee may be held in abeyance; for example, if title were granted to George for life and afterwards to the heirs of John, neither George nor John hold title in *fee*—the title is in abeyance until both George and John die, at which point it then vests in John's heirs. The word *heirs* was necessary in order to establish a title in *fee simple* which is an estate of inheritance. Property held in *fee simple* can be sold or devised to whomever the owner chooses.

Owners of entailed property held the property in fee-tail, which provided a limited or conditional title. In its simplest form, entailment limited the ownership of a piece of property to an individual and his or her heirs forever. Once the original document, whether deed of gift or will, created the entailment, no additional paperwork was required to transfer title from generation to generation. The property could not be sold or otherwise encumbered. The statue allowing property to be entailed was repealed in Virginia in October 1776.

There were two types of estates-tail—general and special. In tail-general land and tenements were given to an individual and *the heirs of his/her body begotten*. In this case, no matter how often the individual married, his issue by all such marriages, in successive order, were capable of inheriting. In tail-special, the heirs were limited. This limitation could have been by sex—*to the heirs male of his body lawfully begotten*, by spouse—*to the heirs of his body, on Mary his now wife to be begotten* or by any combination thereof. Blackstone noted that the words of inheritance (*to him and his heirs*) created an estate in fee [simple]; but the words, *heirs to be by him begotten,* provided an estate in fee-tail. He further explained that the word *heirs* was necessary to create a fee, the word *body* or some other words of procreation, were necessary to make it a fee-tail and ascertain to what heirs in particular the fee was limited. He also noted that while a gift required a strict construction of the language, a devise allowed greater indulgence since in a devise the intent of the devisee was taken into consideration. It should be noted that both tail-general and tail-special could be limited to either male or female, i.e., land given to a man and his heirs male of his body begotten is an estate in tail male general; but if given to a man and his heirs female of his body on his present wife begotten, it was an estate in tail female special. If the donee in tail male, had only a daughter who died leaving a son, the grandson could not inherit the estate-tail because his descent was not wholly male.

BIBLIOGRAPHY

Hening, William Waller. *The Statutes at Large; Being a Collection of All the Laws of Virginia . . .*, 13 vols. 1819–1823; reprint, Charlottesville, Va.: University Press of Virginia, 1969. Also available online.

Little, Barbara Vines. *Inheritance in Colonial Virginia. rev. ed.* Richmond: Virginia Genealogical Society, 2014.

Tucker, St. George. *Blackstone's Commentaries: With Notes of Reference to the Constitution and Laws, of the Federal Government of the United States; and of the Commonwealth of Virginia*. 5 vols. 1803. Reprint, Union, N.J.: Lawbook Exchange, 1996. Also available online with different volume numbers (4 volumes in 5).

[2] The following is based upon the discussion "Of Freehold Estates of Inheritance" from St. George Tucker, *Blackstone's Commentaries: With Notes of Reference to the Constitution and Laws, of the Federal Government of the United States; and of the Commonwealth of Virginia*, 5 vols. (1803; reprint, Union, N.J.: The Lawbook Exchange, 1996), 3:103–120.

Copyright 2023. All rights reserved.

Beyond the Obituary: Finding Death Sources

Shannon Combs-Bennett, QG, MSc, PLCGS



Image taken by author, December 2018. County Clare, Ireland.

Many people assume they will be remembered after they die in the form of an obituary. Words that tell the world, for all time, who they were and what they did. While this occurs regularly in modern times, it was only sometimes the case for our ancestors. When death certificates fail us, obituaries are sought-after documents. They can be a wealth of information and, in particularly hard lines, could help us solve family mysteries. But what other publications are available when looking for an ancestor's record of death?

If you want to learn more about the history and development of obituaries in the United States, I recommend you watch "History of Obituaries" on the C-SPAN channel https://www.c-span.org/video/?316844-1/history-obituaries. In this two-hour presentation, with journalists and a historian from the 2014 American Historical Association Annual Conference, you hear an open discussion about the history of obituaries in the United States and Great Britain.

Types of Remembrances

It is a common misunderstanding that anything in a newspaper concerning someone's death is an obituary. This, unfortunately, is not true and catches people off guard. Traditionally an obituary is an editorial article written by a member of the newspaper staff after they interviewed the family and gathered biographical facts about that person. Families may request an obituary be written about their relative, but it is the editor who decides if the story is published. Depending on the paper, the notoriety of the person, and other factors that concern running a newspaper, an obituary could be a few hundred words or even half a page.

A death notice, on the other hand, which many families confuse with an obituary, is the most frequently published item. While not technically an obituary, it could be just as good for research purposes. These short pieces, which cover funeral arrangements or simply announce the death, are, in fact, paid advertisements printed in the newspaper and are written by the family. While death notices may be filled with important information for a family historian, the terminology is a subtle difference to

understand. Especially if you call a paper asking about their obituaries when your ancestor appeared in the death notices.

Don't stop with just the obituary or death notice, particularly as you research older newspapers. While it is not as common as it once was, many times the family would publish a "card of thanks" in the paper. These ads, or announcements, were sent from the family to the community, thanking them for their help or support during their grief. If you could not locate the other two notices, you may have more luck with this third possibility.

If your ancestor was especially well known, you should look in other newspaper sections for a featured article on their death. Their death might have made the front page of the paper and therefore was never in the obituary section. Look for front page headlines if your ancestor was killed in an accident, murdered, or served in wartime. These stories could be told over several days, weeks, or even months, depending on the situation.

Sources for Alternative Records

We know being a successful genealogist is understanding what's available, having much patience, and sometimes a dash of serendipity. When dealing with alternatives to official death records, you need to leave no stone unturned and look in what may seem like the oddest places. Using the tactics and sources presented in the lecture will hopefully lead you to even more answers for the missing information in your family.

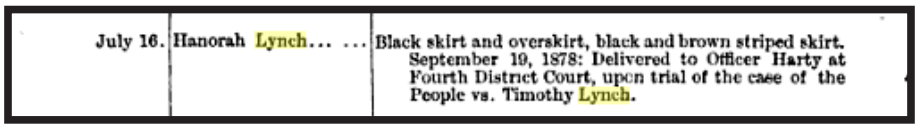

July 16.	Hanorah Lynch... ...	Black skirt and overskirt, black and brown striped skirt. September 19, 1878: Delivered to Officer Harty at Fourth District Court, upon trial of the case of the People vs. Timothy Lynch.

Annual report (San Francisco, CA Coroner). 1878, Google Books

Here is a list of places you may not have thought could contain information on a person's death:

- Newspapers: there are other items of interest in newspapers used for determining death dates besides an obituary. Look for notices of death, estate sales, articles reporting a death, ongoing court cases, etc. The more important they were in the community, or the more out of the ordinary their death, the more likely you will find it in the newspaper.
- Funeral ephemera: when a person dies, there can be quite a bit of items created for the funeral. Programs, thank you notes, flower cards, and in Victorian times jewelry. Search attics, trunks, and drawers for any clues that a loved one may have kept as a remembrance of the day.

- Church / Funeral /Cemetery Records: many institutions have extensive records concerning the burial and internment of your relatives. It is worth the time to investigate if there are any records at these institutions about your family. Even one with little information could be of use to you.
- Employment: many businesses offer pension plans to those who retired from their company. Other companies kept historical records of employment that are now located in their archives or another city, state, or national repository. Both are excellent sources of information on a relative's death. Some even listed deaths in company newsletters and magazines.
- Clubs / Groups: If your ancestor was involved in any large social or fraternal organization, there is a good chance they documented their passing in their records or a publication for the group. Make a list of all known or possible organizations they may have been a member of.
- Other Official Records: there are more than just vital records created by the government. Deeds, court cases, taxes, censuses, and law books can all lead us to answers about when our ancestors died. While at times it may seem like searching for a needle in a haystack, these types of documents should always be investigated for an exhaustive search.

Information You May Find

All publications will vary in what they could print or be willing to print concerning a person's demise. The information you could find might include, but is certainly not limited to, the following information:

- Name: The full name of the deceased is usually listed. On occasion, nicknames, titles, or other aliases are listed too. In some obituaries for women, you will find the maiden name or surnames from prior marriages listed.
- Birth: Often, the date and sometimes the place of birth are listed. If they were an immigrant, pioneer, or were not native-born in the area, the birthplace is more likely to be listed.
- Death: Date of death and sometimes the details surrounding the death. In older obituaries, you may be given the time of death and where it occurred. Occasionally, you may find information about the cause of death, such as an accident, sudden tragic event, or if it was a long illness.
- Age: The age at death is typically given. If it is, commonly just the year is listed but in some cases, you may find the month and day as well.

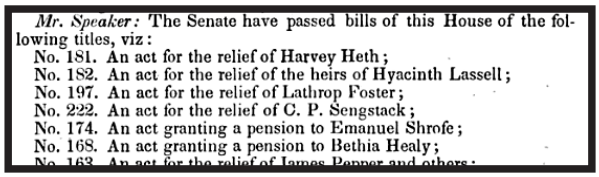

Mr. Speaker: The Senate have passed bills of this House of the following titles, viz:
No. 181. An act for the relief of Harvey Heth;
No. 182. An act for the relief of the heirs of Hyacinth Lassell;
No. 197. An act for the relief of Lathrop Foster;
No. 222. An act for the relief of C. P. Sengstack;
No. 174. An act granting a pension to Emanuel Shrofe;
No. 168. An act granting a pension to Bethia Healy;
No. 163. An act for the relief of James Penner and others;

Journal of the House of Representatives of the United States, Volume 28, Issue 1.

- Spouse: If the deceased was married at the time of death and the spouse's name is typically given. Also, information about previous spouses, particularly if the deceased outlived them.
- Children: If they had children (biological, step, adopted, etc.), they are usually listed. Usually, their name is given but may be represented by a count (ex: three children or two girls and a boy). In some cases, you will see grandchildren or great-grandchildren listed too. If the daughters were married, they are usually under their husband's surname and on occasion the children's spouses are listed.
- Other family members: Relatives of the deceased, both deceased and living, can be found. Usually, these are siblings, parents, or grandparents. Other relatives are listed if they were particularly close to the person.
- Biographical information: These details vary and could include anything from employment history, educational background, volunteer activities, clubs, political affiliations, and religion, to name a few.
- Arrangements: Particularly if there was no death notice, the burial place or other information regarding funeral arrangements might be listed.
- Church: If they were a member of a certain church or the service was held at a place of worship, it typically is named. You could find the names listed of those who officiated services.
- Pall Bearers: These people are important to note as they are often family or close friends of the deceased.
- Personal Character: In historical obituaries, you may find descriptions of the deceased person's character.
- Important or interesting life events: These facts and tidbits make an interesting obituary. Journalists will try and capture the essence of a person in the first few lines of the story, usually with an important or little-known fact about the person.

Death research can be a frustrating, trying, and hair-pulling experience. Remember, do not limit yourself to only digital resources. Many items which could contain a death notice or record are on microfilm or in journals and books. Check your library for interlibrary loan or your local Family History Center.

Of course, sometimes keeping it simple is always the best. Go back to the timeline for your ancestor and make a list of all the organizations, clubs, churches, and associations they created. Analyze the list and research each to see if any kept records. Just remember, the key is to look everywhere. Until you do, there is no way to know if a death notice was published or not. Creating a research plan and logging your findings, both positive and negative, will help you with this endeavor. Good luck!

Diana Elder, AG
Family Locket Genealogists

FamilyLocket.com
Diana@FamilyLocket.com

Attempting to trace an ancestor back to their Virginia roots often results in discovering an original settler whose descendants named their children after him. Several generations of the family could have individuals of the same name residing in one geographical location. Identifying unique individuals requires placing them in the context of their families. Discovering relationships through those records most likely to provide identifying information such as probate, tax, and land records is key. Employing practical techniques for tracking the records and the people they name will allow the researcher to make important connections.

Challenges of Researching Same-named Individuals in Virginia

Researching same-name individuals in Virginia brings with it several challenges. Because colonists began arriving very early, with the first group arriving in Jamestown, many people trace an ancestral line back to an early Virginian. These early Virginians often followed the Anglican naming tradition from England of naming first-born sons after the paternal grandfather and the second-born son after his father.[1] Although not all families will follow this exact pattern, with enough males passing down the original settler's surname and naming at least one of their sons with his given name, eventually, there will be a plethora of men of the same name.

As the tidewater area filled with Virginians, subsequent generations of early settlers began moving west and establishing the family's presence on large tracts of land. Several generations could settle in the same county or neighboring counties and be named in various records.

---

1 "Virginia Naming Ways: Anglican Onomastics," *Albion's Seed,* p. 50,(erenow.net/common/fourbritishfolkwaysinamerica1989/50.php : accessed 21 February 2023); from David Hackett Fischer, *Albion's Seed; Four British Folkways in America,* (New York: Oxford University Press, 1989.

Another challenge in the research is record loss. Record loss is a significant issue in Virginia due to the Civil War's destruction. What records do remain must be carefully analyzed and correlated to reconstruct families and separate men of the same name.

Virginia Probate, Land, and Tax Probate Records

Probate records may provide many identifying elements for separating same-named individuals: family relationships, property descriptions, and witnesses. All probate-related documents, including the will, inventory, estate sales, and administrative documents, should be sought. Each should be transcribed and combed for every clue to identity.

The land was an essential commodity for an ancestor, and surviving land records could be the original colonial land grant or subsequent deeds showing the property transfer. For men of the same name, spouses and children are important unique identifiers. A wife would need to sign away her dowry in the case of a land sale, and land could be deeded to children. Correlating the purchase and sale of land with land and tax records can paint a clear picture of an individual's dealings in the community and serve to identify them uniquely.

Tax records provide a year-to-year assessment of the community and many details to help separate people of the same name. Additionally, tax records can give an idea of an ancestor's age by when they appear by name in the tax lists. In colonial Virginia, the term "tithable" referred to a person who paid a tax imposed by the General Assembly. All free white males over sixteen, enslaved people, and indigenous persons were considered tithables, with the head of household paying the tax on their enslaved people and servants.[2]

In 1782 the Commonwealth of Virginia enacted a new law requiring each county to collect personal property taxes. The specific requirements changed between 1782 and 1865, but generally, the tax commissioner for each district listed the names of the person paying the tax in alphabetical order. A man's neighborhood could be determined by the district where he was repeatedly taxed. These lists would include the number of white male tithables between the ages of sixteen and twenty-one, the number of enslaved people above and below the age of sixteen, different types of animals, carriage wheels,

[2] "Colonial Tithables," *Library of Virginia* (lva-virginia.libguides.com/tithables : accessed 23 February 2023).

ordinary licenses, and even billiard tables. Free blacks were also listed by name with the designation of free or FN (free negro).[3]

Technology Tools for Tracking Same-Named Individuals

With the complexity of research involved in researching many people, several tools are available to the genealogist.

Airtable

Airtable (airtable.com) is a web-based spreadsheet and database program that allows for creating links between tables, viewing data flexibly by sorting and grouping data, and creating unique field types. In Airtable, a spreadsheet is called a base, and pages/sheets within the base are called tables. Within each table, rows are called records, and columns are called fields.

One of Airtable's most powerful tools for visualizing the research is the ability to group and sort the rows in a table by a particular field, such as the repository, person, location, or date. A linked field for tracking the FANs (Friends, Associates, & Neighbors) is beneficial when assigning unique identities to people of the same name.

Another helpful feature of Airtable is the ability to create custom field types like long text, numbers, dates, multiple select, checkboxes, and attachments. You can customize your Airtable base to fit your research needs.

Nicole Dyer has created several Airtable templates for use in genealogy. The latest is titled RLP with DNA 2023 Log. This template included several tables for DNA analysis, which can be used if desired. The main tables for a research project are the timeline, research log, people, and FANS.

The first step of any project is to analyze the known information. Entering the records into a timeline will help to evaluate their validity. Each same-named person should have something unique added to their name when entered in the "Person" field in Airtable. For example, Isaac Norman b. 1680, Isaac Norman Gen. 2, or Isaac Norman m. to Elizabeth.

[3] "Using Personal Property Tax Records in the Archives at the Library of Virginia," Research Notes Number 3, Library of Virginia (lva.virginia.gov/public/guides/rn3_persprop.pdf : accessed 23 February 2023).

After assessing the known information, a locality study can point to additional records to search, and then a research plan can focus the research on the specific objective. When following the research plan, enter the searches in the research log table of the Airtable base. Use the same naming convention as in the timeline, and if the unique identity is unknown for the person, additional research may discover more clues. Adjust the names as identities become clear.

Diagramming Tools

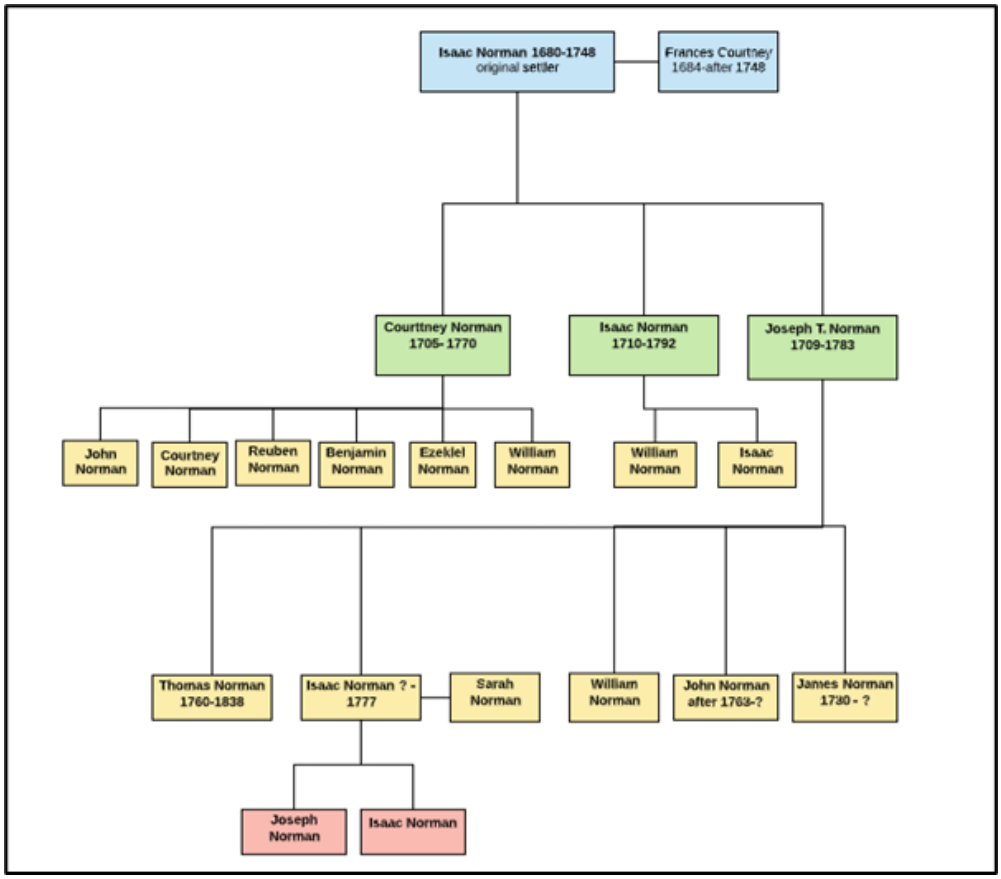

When dealing with multi-generational research problems, creating a diagram of the family can help visualize the relationships described in the records. Tools for diagramming range from simple to complex. A pencil and paper, a whiteboard, or sticky notes on a wall can be an initial way to see the possibilities. Still, a more permanent method is desirable as the research becomes more complicated.

Diagramming software allows using shapes, lines, and text to create specialized charts that can easily be edited as new information comes to light. Lucidchart is a paid program with many excellent functions. (lucidchart.com). Diagrams.net is similar to Lucidchart and is free. (diagrams.net/).

Before beginning the diagram, sort the records from earliest to latest in the timeline and research log. Look for the earliest settler and place him at the top of the diagram. Often he came into the area with brothers or grown sons, which can also be noted. Hypothesized relationships can be shown with dotted lines, and notes can be added to the diagram as reminders of the logic used to create the diagram.

Begin with any available probate records, which most likely state familial relationships. Then move to land, tax, census, and other sources. After studying the records, attempt to place individuals in their correct place in the diagram. Enter their name in a box with birth or death information or estimates. Also, list the date and description of the record that applies to this specific person. At a glance, the diagram will be a reminder of what is known. The beauty of a digital diagram is the ability to move sections if new information changes the hypothesis.

Genealogy Software

When exploring individuals of the same name, adding them to an online tree or tree through a software program like Family Tree Maker or RootsMagic is beneficial. As the family groups are filled out based on source documents, connections may become apparent. Until relationships are known, individuals can be added to the software program as unlinked people. Then they can be connected to parents or children as research reveals the relationships. If adding to an Ancestry online tree, add the person first as a child to a known ancestor, then unlink them from the relationship. This will create a floating branch within the main research tree that can eventually be connected.

Additional Resources

Chapple, Mike. "Spreadsheets vs. Databases: These two concepts are not synonyms." Blog post. Updated 16 July 2020. Lifewire. .lifewire.com/spreadsheets-vs-databases-1019747.

Dyer, Nicole. *Airtable Research Logs for Genealogy.* Research Like a Pro Quick Reference PDF. familylocket.com/product/airtable-research-logs-for-genealogy-quick-reference/. Highland, UT: Family Locket Books, 2023.

Dyer, Nicole. Airtable Templates. "RLP with DNA 2023 Log." *Airtable Universe.* airtable.com/universe/creator/usrsBSDhwHyLNnP4O/nicole-dyer

Dyer, Nicole. "Airtable Research Logs." Blog post. *Family Locket.* 14 May 2020. familylocket.com/airtable-research-logs/.

Elder, Diana. "Researching Low-Tech Style: With a Whiteboard." Blog post. Posted 25 April 2019. *FamilyLocket*. familylocket.com/researching-low-tech-style-with-a-whiteboard/

Elder, Diana. Revisiting a Research project – Men of the Same Name. Blog post. Posted 25 March 2020. *FamilyLocket.* familylocket.com/revisiting-a-research-project-men-of-the-same-name/.

Mills, Elizabeth Shown. "The Historical Biographer's Guide to Cluster Research (the FAN principle)." The Evidence Series. Baltimore: Genealogical Publishing Co., 2012.

Rising, Marsha Hoffman. "Sorting Individuals with the Same Name." *The Family Tree Problem Solver.* Family Tree Books, 2019.

Quakers in the Northern Shenandoah Valley: Their History, Migrations, and Records

Annette Burke Lyttle
annette@heritagedetective.com

Introduction

When Quaker families in Pennsylvania and New Jersey began feeling the need for more land for their growing families, they began moving south beginning in about 1725. The Appalachian Mountains prevented easy westward movement, so the destination of the first migrating Quakers was Maryland.

In 1730, Pennsylvania Quakers Alexander Ross and Morgan Bryan petitioned the governor and council of Virginia for a grant of land in the Shenandoah Valley on Opequon Creek. The grant of 100,000 acres was contingent on Ross and Bryan bringing 100 families to settle in the area. Surveys were made in 1732, and seventy families had settled on the Ross and Morgan grant by 23 April 1735.[1] Ross and Bryan later received an additional 20,000 acres in the Opequon area to accommodate more families.

Background on Quaker Beliefs

The Society of Friends, or Quakers as they are popularly known, was founded by George Fox in Leicestershire, England, in 1644 as a radical form of Christianity in opposition to the established church. Quakers were persecuted in England, and they came to America in large numbers in order to practice their religion without interference. The colonies of Pennsylvania and New Jersey were both Quaker proprieterships.

Quakers believed (and still believe) in a personal relationship with God through an inner light that each person innately possesses. Early Quakers had no clergy and tended to be more tolerant of individual differences in worship, though worship became more standard over the years. Quaker worship was typically a two-hour service in which periods of silence alternated with periods of preaching by anyone who felt a message from God that they wanted to share.

[1] T. H. Fawcett, "Quaker Migration from Pennsylvania and New Jersey to Hopewell Monthly Meeting, 1732–1759," *Bulletin of Friends' Historical Association*, vol. 26, no. 2, 102–108.

Though generally very law-abiding, Quakers rejected civil laws that conflicted with their beliefs.

Quakers believed in the spiritual equality of men and women and often allowed women to take leadership roles in the society. They also rejected the notion that Native Americans were savages and that enslaved African Americans were spiritually inferior. Though some early American Quakers owned slaves, Friends came to be strongly opposed to slavery.

Plain living was the watchword of the Quakers, and they strove to follow "temperance, a minimum of entertainments, fairness in all commercial dealings, peace under all conditions, and especially the fear of the Lord."[2]

Quaker Meetings

Quakers did not have priests and bishops, but they did have a hierarchy organized geographically around "meetings." The local meeting is similar to a parish in that it is where the local community of Friends assembles each week for worship. Several local meetings gather local business matters for presentation at the Monthly Meeting. Until about 1880, there were usually, but not always, men's meetings and women's monthly meetings. The next level is the Quarterly Meeting where representatives of several Monthly Meetings gather each quarter year for business. The Quarterly Meetings send representatives to the Yearly Meeting, which covers a geographical region (often a state) encompassing the lower-level meetings. For more detail on Quaker theology and practices, see the "Resources" section of this syllabus.

Quaker Records

Quakers kept detailed minutes of their business meetings. "It appears the entire Quaker movement was based upon committee actions, for no part of Quaker life escaped the close scrutiny of a committee."[3] Information on births and deaths can be found in monthly meeting registers, and monthly meeting minutes include records of marriages, migration, and disciplinary action. "Even though the Quakers had no official creed, the organization expected members to live by a discipline dictated by the yearly meeting."[4]

---

[2] Zora Klain, "Quaker Contributions to Education in North Carolina" (Ph.D., University of Pennsylvania, 1924), 18; digitized thesis, *HathiTrust* (https://babel.hathitrust.org/cgi/pt?id=uc1.$b59255;view=1up;seq=7).

[3] Ellen Thomas Berry & David Allen Barry, *Our Quaker Ancestors: Finding Them in Quaker Records* (Baltimore: Genealogical Publishing Co., 1987), 46.

[4] Ibid., 47.

When a member was accused of an infraction, a committee was appointed to investigate, and the results of the investigation were reported to the appropriate meeting. Meeting minutes contain many details of the lives of individual Quakers. Certificates of removal, issued when an individual or family moved from the jurisdiction of one monthly meeting to another, can help place ancestors in a new location as they migrated.

Finding the Records

Ancestry has the largest collection of digitized Quaker records. Some are also available on FamilySearch. Many are still undigitized and held in repositories ranging from Quaker colleges and other university libraries to historical societies and museums in areas with historically large Quaker populations. We find the digitized records of our Quaker ancestors by using QuakerMeetings.com and *The Encyclopedia of American Quaker Genealogy* ("Hinshaw") in combination with the card catalogs at Ancestry and FamilySearch. Not-yet-digitized records can also be found by using Hinshaw and QuakerMeetings.com together.

Quakers in the Shenandoah Valley

Quakers migrated to the Shenandoah Valley down the Great Wagon Road, which ran from Philadelphia through Lancaster and York, Pennsylvania, and entered the valley at the present-day town of Martinsburg, West Virginia. Beyond the valley, the road eventually passed through western North Carolina and on to Augusta, Georgia.

The first monthly meeting in the valley was Hopewell, about six miles north of present-day Winchester, Virginia. It was established 9 October 1735, though the families had probably been living in the area earlier than that. Early settlers met for worship out of doors and in private homes until building a meeting house in 1738 on land donated by Alexander Ross. Between 1735 and 1759, Hopewell Monthly Meeting received 87 Quaker families on removal certificates from New Jersey and Pennsylvania monthly meetings.[5] As the populations increased, meetings were divided and new meetings created. More families continued to arrive in the years after 1759.

Monthly meetings in the valley included Tuscarora (also known as Providence), Middle Creek, Lower Ridge, and Mill Creek around Martinsburg; Hopewell, Back Creek, Upper Ridge, Bear Garden, and Center around Winchester; Mt. Pleasant and Crooked Run

[5] Fawcett, 105.

near Strasburg, and Smith Creek near New Market. East of the Blue Ridge Mountains were Monocacy, north of Frederick, and Potts, Fairfax, Goose Creek, and South Fork in the Leesburg area.[6]

The record book of the Hopewell Monthly Meeting for 1734 to 1759 was destroyed in a fire, so the earliest records of the meeting—except for a few pages—are lost, but the records from 1759 on are available, as are the records of most other meetings in the valley.

Migrations out of the valley

After 1748, the Great Wagon Road was extended to North Carolina and many Quaker families moved on south to establish settlements in the western part of the state. With the opening of the Northwest Territory for settlement in 1795, many Virginia Quakers migrated northwest to western Pennsylvania and from there on into Ohio.

Resources

If you're interested in reaching out to other Quaker researchers and participating in discussions on Quaker genealogy, I recommend the Quaker Roots discussion group on *groups.io*. Quaker researchers of all skill levels belong to the group and the discussions are very helpful. groups.io/g/quaker-roots

Ancestry. "U.S., Encyclopedia of American Quaker Genealogy, Vol I–VI, 1607–1943." ancestry.com/search/collections/3753/

——. "U.S. and Canada, Quaker Yearly Meeting Annual Reports, 1808–1930." search.ancestry.com/search/db.aspx?dbid=2708

——. "U.S., Quaker Meeting Records, 1681–1935." search.ancestry.com/search/db.aspx?dbid=2189

——. "U.S. and UK, Quaker Published Memorials, 1818–1919." ancestry.com/interactive/2581/40526_1220706242_0555-00002

Baldwin, Peggy. "Navigating Ancestry's Quaker Records: A Four-Part Strategy." *NGS Magazine*, vol. 43, no.1 (January–March 2017).

[6] Hopewell Friends History, 1734–1934 (Frederick County, Va.: Trustees of Hopewell Monthly Meetings, 1936; reprint by Heritage Books, 2007, 38.

Benny, Sally. "Quaker Genealogy." *American Ancestors.* americanancestors.org/education/learning-resources/read/quaker-guide

Berry, Ellen Thomas, and David Allen Berry. *Our Quaker Ancestors: Finding Them in Quaker Records*. Baltimore: Genealogical Publishing Co., 1987.

Dandelion, Pink. *The Quakers: A Very Short Introduction.* Oxford: Oxford University Press, 2008.

Fawcett, T.H. "Quaker Migration from Pennsylvania and New Jersey to Hopewell Monthly Meeting, 1732–1759." *Bulletin of Friends' Historical Association*, vol. 26, no. 2. 102–108. muse.jhu.edu/article/395413

Fox, George. *George Fox's Journal*. London: Isbister and Co., 1903. archive.org/details/georgefoxsjourn00nicogoog

Friends Historical Association. quakerhistory.org

Hopewell Friends History, 1734–1934. Frederick County, Va.: Trustees of Hopewell Monthly Meetings, 1936. Reprint by Westminster, Md.: Heritage Books, 2007.

"Genealogical Research." *Quaker Information Center, A Service of Earlham School of Religion*. quakerinfo.org/resources/genealogy

Jones, Rufus M., Isaac Sharpless, and Amelia M. Gummere. *Quakers in the American Colonies.* London: Macmillan and Co., 1911. *Internet Archive.* https://archive.org/details/quakersinamerica00joneuoft.

Memoirs and Journal of Hugh Judge. Philadelphia: John and Isaac Comly, 1841. ia800501.us.archive.org/28/items/memoirsjournalof01judg/memoirsjournalof01judg.pdf

"Monthly Meetings in North America: A Quaker Index." *QuakerMeetings.com*. quakermeetings.com/Plone/ NOTE: This is the essential resource for learning details about monthly meetings in North America, their history, and their extant records.

Morse, Stephen P. "The Julian Calendar and why we need to know about it." *stevemorse.org*. stevemorse.org/juliancalendar/julian.htm

Norton, James Harris. *Quakers West of the Alleghenies and in Ohio to 1861*. Case Western Reserve University dissertation, 1966.

"Quaker Meetings in the Lower Shenandoah Valley and elsewhere." *The Robert Mackay Clan.* robertmackayclan.com/meetings/

Powers, A. Nicholas. "Friends in High Places: Quaker Furniture Makers in Virginia's Northern Shenandoah Valley." *Journal of Early Southern Decorative Arts.* mesdajournal.org/2018/friends-in-high-places-quaker-furniture-makers-in-virginias-northern-shenandoah-valley/

The Religious Society of Friends. quaker.org/

Russell, Elbert. *The History of Quakerism.* New York: Macmillan Co., 1942. babel.hathitrust.org/cgi/pt?id=uc1.$b55819;view=1up;seq=9

Scarborough, Henry W. "Quaker Pioneers of Shenandoah and Rockingham Counties, Virginia." The William and Mary Quarterly, vol. 6, no. 1 (Jan. 1926). 39–46. jstor.org/stable/1920989

Thomas, Allen C., and Richard H. Thomas. *A History of the Society of Friends in America.* Philadelphia, John C. Winston & Co., 1895. archive.org/details/historyofsociety01thom

Quaker Days of the Week	**Month**	**Called before 1752**	**Called during and after 1752**
Sunday – First Day	January	Eleventh	First
Monday – Second Day	February	Twelfth	Second
Tuesday – Third Day	March	First	Third
Wednesday – Fourth Day	April	Second	Fourth
Thursday – Fifth Day	May	Third	Fifth
Friday – Sixth Day	June	Fourth	Sixth
Saturday – Seventh Day	July	Fifth	Seventh
	August	Sixth	Eighth
	September	Seventh	Ninth
	October	Eighth	Tenth
	November	Ninth	Eleventh
	December	Tenth	Twelfth

Tennessee Valley Authority and Its Records

Presenter: Lori Thornton, MLS
E-mail: lorithornton@gmail.com

Alphabetical List of Reservoirs & Lakes

Included are parentheses and dates of completion. Some reservoirs and lakes pre-date TVA but were incorporated into the plan.

- Apalachia (NC, 1943)
- Barkley (KY, 1966)
- Bear Creek (AL, 1969)
- Blue Ridge (GA, 1930)
- Boone (TN, 1952)
- Cedar Creek (AL, 1979)
- Center Hill (TN, 1948)
- Chatuge (NC, 1942)
- Cheatham (TN, 1951)
- Cherokee (TN, 1941)
- Chickamauga (TN, 1940)
- Cordell Hull (TN, 1973)
- Dale Hollow TN, 1943)
- Douglas (TN, 1942)
- Fontana (NC, 1944)
- Fort Loudoun (TN, 1943)
- Fort Patrick Henry (TN, 1953)
- Great Falls (TN, 1916)
- Guntersville (AL, 1939)
- Hiwassee (NC, 1940)
- J. Percy Priest (TN, 1967)
- Kentucky (KY/TN, 1944)
- Little Bear Creek (AL, 1975)
- Melton Hill (TN, 1963)
- Nickajack (TN, 1967)
- Normandy (TN, 1976)
- Norris (TN, 1936)
- Nottely (GA, 1942)
- Ocoee 1/Parksville (TN, 1911)
- Ocoee 2 (TN, 1913)
- Ocoee 3 (TN, 1942)
- Old Hickory (TN, 1957)
- Pickwick (AL/MS/TN, 1938)
- South Holston (TN, 1950)
- Tellico (TN, 1979)
- Tims Ford (TN, 1970)
- Upper Bear Creek (AL, 1978)
- Watauga (TN, 1948)
- Watts Barr (TN, 1942)
- Wheeler (AL, 1936)
- Wilbur (TN, 1912)
- Wilson (AL, 1924)
- Wolf Creek/Lake Cumberland (KY, 1952)

Creation

TVA was created by the "Tennessee Valley Authority Act" of 1933. Its purpose as expressed in the act's preamble was:

> To improve the navigability and to provide for the flood control of the Tennessee River; to provide for reforestation and the proper use of marginal lands in the

> Tennessee Valley; to provide for the agricultural and industrial development of said valley; to provide for the national defense by the creation of a corporation for the operation of Government properties at and near Muscle Shoals in the State of Alabama, and for other purposes.

To accomplish its purpose, the government exercised "eminent domain" and "land condemnation" forcing relocation of many area residents, businesses, churches, etc. Many cemeteries were flooded, and those buried were relocated to other cemeteries or are now underwater.

Repositories

Many smaller libraries focus only on the reservoir(s) and lake(s) nearest their location.

National Archives at Atlanta, 5780 Jonesboro Road, Morrow, GA 30260; (770) 968-2100; archives.gov/atlanta. Records of the Tennessee Valley Authority (TVA) are RG 142. archives.gov/research/guide-fed-records/groups/142.html The collection contains many oral histories. archives.gov/atlanta/finding-aids/rg142-1079749.html A smaller collection of TVA documents is available at College Park, Maryland.

Tennessee Valley Authority Technical Library, 400 West Summit Hill Drive, Knoxville, TN 37902. While the library does offer some published sources, most original materials relating to people and places were transferred to the National Archives in Atlanta. The "history" and "cultural resources" pages on the TVA website may prove useful. The library is temporarily closed to the public. tva.com

Franklin D. Roosevelt Presidential Library & Museum, 4079 Albany Post Road, Hyde Park, NY 12538; (845) 486-7770; fdrlibrary.org

Betsey B. Creekmore Special Collections and University Archives, John C. Hodges Library, University of Tennessee at Knoxville, 1015 Volunteer Boulevard, Knoxville, TN 37996. See the research guide at libguides.utk.edu/TVA for more information on holdings relating to TVA.

Archives of Appalachia, East Tennessee State University, 344 J. L. Seehorn Road, Johnson City, TN 37614; (423) 439-4338; etsu.edu/cas/cass/archives. A guide for their TVA cemetery collection is available at archives.etsu.edu/repositories/2/resources/120

Tennessee State Library & Archives, 1001 Rep. John Lewis Way N., Nashville, TN 37219; (615) 741-2764; sos.tn.gov/tsla

Special Collections, Ned R. McWhirter Library, University of Memphis, Memphis, TN 38152; (901) 678-2210. The library houses many oral histories of TVA. memphis.edu/libraries

Chattanooga Public Library, 1001 Broad Street, Chattanooga, TN 37402; (423) 643-7700; chattlibrary.org

Florence-Lauderdale Public Library, 350 N. Wood Avenue, Florence, AL 35630; (256) 764-6564; flpl.org

Hardin County Library, 1365 Pickwick Street, Savannah, TN 38372; (731) 925-7132; hardincountylibrary.org

Huntsville-Madison County Public Library, 915 Monroe Street, Huntsville, AL 35801; (256) 532-5940; hmcpl.org

Nashville Public Library, 615 Church Street, Nashville, TN 37219; (615) 862-5800; library.nashville.org

Digital Collections

Helpful tip: Search for TVA and then for "Tennessee Valley Authority." Those providing metadata do not always include both. You may also search under the names of individual projects.

ADAH Digital Collections - digital.archives.alabama.gov

Alabama Mosaic - alabamamosaic.org

Docs Teach (National Archives) – includes many documents and photographs relating to TVA. docsteach.org

FLPL Digital Archive – Focuses on Wilson Dam and Nitrate Plants, Colbert and Lauderdale Counties, Alabama; cdm15947.contentdm.oclc.org/digital/collection/TVA

Tennessee Valley Authority [TVA], Record Group 142, Digital Collection (National Archives, Atlanta) - archives.gov/atlanta/exhibits/rg142.html

Tennessee Virtual Archive (TeVA) – teva.contentdm.oclc.org/customizations/global/pages/index.html

Valley of the Dams: The Impact & Legacy of the Tennessee Valley Authority (National Archives, Atlanta) - archives.gov/atlanta/exhibits/exhibits-tva.html

Volunteer Voices – digital.lib.utk.edu/collections/volvoicescollection

Wilson Village Number Two Oral History Project, Thomas Midgett O'Neal Collection, Muscle Shoals (AL) Public Library – Oral histories concerning building of Wilson Dam. cdm16882.contentdm.oclc.org/digital/collection/p16882coll1

WPA/TVA Archaeology Photographs (University of Tennesseee at Knoxville): digital.lib.utk.edu/collections/islandora/object/wpatva%3Aopen

Bibliography

An Act to improve the navigability and to provide for the flood control of the Tennessee River; to provide for reforestation and the proper use of marginal lands in the Tennessee Valley; to provide for the agricultural and industrial development of said valley; to provide for the national defense by the creation of a corporation for the operation of Government properties at and near Muscle Shoals in the State of Alabama, and for other purposes, May 18, 1933; Enrolled Acts and Resolutions of Congress, 1789-1996; General Records of the United States Government; Record Group 11, National Archives. archives.gov/milestone-documents/tennessee-valley-authority-act

Bishop, Mary Frances. "History of the TVA Libraries: from Book Boxes to Computers," *Tennessee Libraries*, 59, no. 1 (2009), tnla.org/page/260

Brown, Ralph Geron. Family Removal in the Tennessee Valley. M.A. Thesis, University of Tennessee, 1951. trace.tennessee.edu/utk_gradthes/5777

Calhoun, Russ. *Lost Heritage: The People of Old Butler, Tennessee, and the Watauga Valley: A Documentation of the Communities, Institutions, and Families Displaced or Otherwise Affected by the Tennessee Valley Authority Watauga Reservoir.* Johnson City, Tennessee: Overmountain Press, 1998.

Daws, Laura Beth and Susan L. Brinson. *The Greater Good: Media, Family Removal, and TVA Dam Construction in North Alabama*. Tuscaloosa: University of Alabama Press, 2019.

Drumright, William Wade. A River for War, a Watershed to Change: The Tennessee Valley Authority During World War II. Ph.D. dissertation, University of Tennessee, Knoxville, 2005. trace.tennessee.edu/utk_graddiss/4321

Durisch, Lawrence L. *Families of the Wheeler Reservoir Area*. Knoxville: T.V.A., 1935.

Ezzell, Patricia Bernard. "Tennessee Valley Authority in Alabama," *Encyclopedia of Alabama*. encyclopediaofalabama.org/article/h-2380

Fox, John Sharp. Tennessee Valley Authority Land Policies: The Case of Meigs County, Tennessee. M.S. thesis, University of Tennessee at Knoxville, 1977.

Grant, Nancy. *TVA and Black Americans: Planning for the Status Quo*. Philadelphia: Temple University Press, 1990.

Hardin, Lance C. The Dispossession of the "Back of Beyond": TVA's Fontana Project and the North Shore Communities. M.A. Thesis, Appalachian State University, 2020.

Ketchen, Frederick Earl. *Community Readjustment Studies of Loudon County, Fort Loudoun Area*. Knoxville: T.V.A., 1941.

Killingsworth, Thomas Steven. An Exercise in Mitigation: TVA's Handling of Hardin County Reservoir Communities During the Pickwick Landing Project. M.A. thesis, University of Memphis, 1997.

Lowe, Mary Jane. Voices in the Valley: Remembering World War II, Excerpts from T VA Oral History Interviews of Former Employees. Norris, Tennessee: Tennessee Valley Authority Cultural Resources, 1993.

McCarthy, Charles J. "Land Acquisition Policies and Proceedings in TVA: A Study of the Role of Land Acquisition in a Regional Agency," *Ohio State Law Journal*, 10 (1949): 46-63.

McDonald, Michael J. and John Muldowny. *TVA and the Dispossessed: The Resettlement of Population in the Norris Dam Area*. Knoxville: University of Tennessee Press, 1982.

McNew, Randall and Mike Due. *My Life in the Wake of Norris Lake: A Personal History of the Lake by One of Its Well-Known Inhabitants.* n.p.: Your Legacy Lives On, 2020.

Purcell, Aaron D. "At the Bottom of the Loyston Sea: The Tennessee Valley Authority and Loss in the Norris Basin." *Lost in Transition: Removing, Resettling, and Renewing Appalachia*. Knoxville: University of Tennessee Press, 2021.

Ritchey, Carolyn. *Last Stand at Fork Creek: A Farm Family Fights to Save Their Land, Community, and the Little Tennessee River*. n.p.: Ramble Corner Publishing, 2022.

Satterfield, M. Harry. "The Removal of Families from Tennessee Valley Authority Reservoir Areas," *Social Forces*, 16, no. 2 (December 1937): 258-261.

Stevenson, Mark A. *Tennessee Valley Authority in Vintage Postcards*. Postcard History Series. Charleston, South Carolina: Arcadia Publishing, 2005.

Stewart, Rodney Ward. *Farm Families of the Pickwick Landing Reservoir Area*. Knoxville: T.V.A., 1936.

Stewart, Rodney Ward. *Rural Families of the Guntersville Reservoir Area*. Knoxville: T.V.A., 1937.

Wheeler, W. Bruce. "Tennessee Valley Authority," *Tennessee Encyclopedia of History and Culture*. tennesseeencyclopedia.net/entries/tennessee-valley-authority

Published Abstracts and Indexes Useful to Genealogists

Complete Surname Index of TVA Grave Removals. Signal Mountain, Tennessee: Mountain Press, 1989.

Douthat, James L. *Complete Record of Grave Removals from TVA Reservoirs.* Signal Mountain, Tennessee: Mountain Press, 1989.

Edmondson, Roger I. *TVA Grave Removals for Norris Lake Including Claiborne, Campbell, Union, Anderson, and Grainger Counties*. Tazewell, Tennessee: Treadway Publications, 2012.

Heiss, Donald R. Lives Lost, Found, Honored: Dr. Donald R. Heiss Genealogical Collection. Manuscript Collection, Carson-Newman University, Jefferson City, Tennessee. [Although microfilmed by Tennessee State Library & Archives, Dr. Heiss updated the records after filming until his death in 2021.]

Heiss, Donald R. Tennessee Valley Authority Cemetery Records, 1940-2003. Manuscript Collection, Archives of Appalachia, East Tennessee State University, AppMs-0733

Hutton, Edith Wilson. *Norris Reservoir Grave Removals*. Oak Ridge, Tennessee: E. W. Hutton, 1985.

Maupin, Judith Ann. *The Kentucky Lake Cemetery Relocation Project*. Winchester, Kentucky: Winchester Printing Company, 1975.

Williams, Marguerite White. *Douglas Reservoir Reinterment Cemeteries 1943*. Bean Station, Tennessee: The author, 1988.

Note: James L. Douthat (Mountain Press) also published records for Cherokee, Chickamauga, Fort Loudoun, Guntersville, Hiwassee, Kentucky Lake, Land Between the Lakes, Pickwick Landing, Tims Ford, Watauga, Watts Bar, and Wheeler Reservoirs separately. Most follow the title pattern *Wheeler Reservoir Cemeteries*. A few use "Grave Removals" in the title and may include the abbreviation "T.V.A." before or after the phrase.

TVA sometimes published real estate appraisals when the reservoirs were created that give property valuations. I included a sampling of the reports on rural or farm families affected by reservoir creation in the bibliography. Look for similar reports for other TVA projects. They created population or community readjustment reports for some projects such as South Holston and Douglas. Projects often include reports for each community affected by a project.

Wanted! Seeking the Identity of Unknown Parents

Board for Certification of Genealogists® Skillbuilding Lecture

By: Dana Palmer, CG®, CGL(SM)
dana@treasuredlineage.com
www.treasuredlineage.com

Proving kinship is vital to connecting generations. Kinship proof may be needed for those who want to join a lineage society while others just want documented proof their research is correct. Whatever the reason, a record or records that answer the questions directly or indirectly will be needed to do this. This is not difficult for generations born after the start of the 20th century because most citizens of the United States are easily identified by their birth certificate and social security record.

As you move earlier in time proving kinship becomes increasingly difficult. Those born in the late 1880s to early 1900s may not have a birth record if they lived in a rural location. Some of those people may have applied for a late or delayed birth registration when time came to apply for social security benefits. Make sure to check for these delayed records if the birth record is missing. Copies of the application for social security, church birth and baptismal entries, guardianships, records found in military pension files, and bible records can also be used to prove kinship when used in conjunction with other sources such as census and probate records if the relationship to their parents is clearly stated.

Proving kinship when no birth record exists is difficult, but not impossible. Sometimes it can be easily remedied by finding a will for the child's deceased parent where the child is listed by name as an heir. Other times an indirect proof argument will have to be written to show how the family connects. Sometimes these proof arguments are published in local or national periodicals and journals.

Helpful records for proving kinship:

- Birth records
- Death records
- Marriage record (post 1900s)
- Church records
- Bible record
- Obituaries
- Probate / court records
- Land records
- Cemetery & related records
- Census records (federal & state)
- Military records
- Tax records
- County / local histories
- Maps

Occasionally kinship for your line will have to be shown by proving kinship to a sibling whose kinship can be proven to their parents. Other times, cluster research will be needed to show a potential possibility and eliminate all other choices.

Develop a Research Plan

It's helpful to have a plan or goals when you want to prove kinship. This "plan of attack" will be essential in being successful. It will help you identify sources to help you prove your kinship hypothesis.

- Step 1: Identify objective / goals
- Step 2: List known facts
- Step 3: Create a working hypothesis to prove / disprove theory
- Step 4: Identify sources to support / disprove hypothesis
- Step 5: Search for the records

Tips:

- Be thorough and search for records of extended family too.
- If you are looking at probate records, obtain copies of all the records (estate papers, journal records, court records, etc.) not just those found online, especially if they died intestate.
- Not all records are online, so you may need to dig deeper and check the local records too.
- Kinship evidence sometimes is listed in the neighbors' records such as in the sale bill (people such as family, friends, and neighbors buying items from the deceased's estate).
- Don't assume kinship just because they are on the same record together (e.g. 1850 census).
- Search for statements of relationships in deeds and probate records for earlier generations.
- Search cemetery interment records for extended family members who may be buried in the same cemetery or plot.
- Use military service records and widow's pension files for affidavits and statements of kinship.

Further reading

Board for Certification of Genealogists. Genealogy Standards. Second Edition Revised. (Nashville, Tennessee: Ancestry, 2021).

Devine, Donn. "Evidence Analysis." In *Professional Genealogy: A Manual for Researchers, Writers, Editors, Lecturers, and Librarians*, edited by Elizabeth Shown Mills. (Baltimore, MD: Genealogical Publishing Company, 2001).

FamilySearch Wiki. https://familysearch.org/wiki/en/Tracing_Women_Using_Cluster_Genealogy_(National_Institute) "Tracing Women Using Cluster Genealogy" (National Institute).

FamilySearch Wiki. https://www.familysearch.org/en/wiki/Inferential_Genealogy "Inferential Genealogy"

Jones, Thomas W.

---- "Inferential Genealogy," https://www.veoh.com/watch/v43667807EJA48D6n

---- "Inferential Genealogy," http://broadcast.lds.org/elearning/FHD/Community/en/CBIG/Inferential_Genealogy_Course_Handout.pdf

---- "Inferential Genealogy," https://www.scgsgenealogy.com/members_only/2016/2016-03-16-Jones-Inferential_Genealogy_Deducing_Ancestors_Identities_Indirectly.pdf

---- "Reasoning from Evidence." In *Professional Genealogy - Preparation, Practice & Standards*, edited by Elizabeth Shown Mills. (Baltimore, MD: Genealogical Publishing Co., 2018).

---- *Mastering Genealogical Proof*. (Arlington, VA: National Genealogical Society, 2013).

Mills, Elizabeth Shown. *QuickSheet: The Historical Biographer's Guide to Cluster Research (The FAN Principle)*. (Baltimore, MD: Genealogical Publishing Co., 2012).

The Family History Guide Association. "Goal 7: Solve problems and use effective research methods." In *The Family History Guide*. https://www.thefhguide.com/project-4-discover07.html

©Dana Palmer, 2023

Institutional Bondage: Researching Enslavers and the Enslaved in Churches, Schools, and Industry

Leslie Anderson, MSLS
Anderson Historic Research LLC
leslie.msls@outlook.com

Recent scholarship has illuminated the role of institutional slavery in the Commonwealth's growth and economic success as a slave society. It is an area of study that presents unique opportunities for genealogists who are researching the enslaved and the enslaver.

An "institutional slave" was a man, woman, or child enslaved by a group of people united in a common purpose. Those groups included nonprofit educational and religious organizations and for-profit companies. Colonial and antebellum churchgoers contributed slave labor to the construction and operation of church property. Colleges and universities rented the labor of enslaved men and women from the surrounding community. These individuals worked with livestock and crops. Their responsibilities included housekeeping, laundry, dining halls, and groundskeeping. It was not uncommon for students and faculty to bring their "personal servants." Slave labor could be found in canal construction, ironworks, tobacco warehouses and in mining coal, gold, and salt.

Surviving sources are varied and exist in different locations. They might be original documents or digital images. In some cases, financial contracts and insurance documents that protected the policyholder have survived. Information about the enslaving organization and the enslaved might also be found in organizational archives, personal papers, account books and ledgers, newspapers of the period, and oral histories.

The successful researcher must have a fundamental understanding of institutional slavery as practiced in Virginia. This presentation describes the social and

© Leslie Anderson, MSLS

historical context in which institutional slavery originated and developed. It addresses objections to the practice and arguments for its support. It explains how labor was managed and how labor's deployment affected family relationships and the community. Attendees learn to locate and access records associated with slavery as practiced by nonprofit educational and religious organizations and for-profit companies.

SELECTED INSTITUTIONS

Churches and Religious Organizations

- Briery Presbyterian Church, Keyesville, Virginia
  facebook.com/BrieryPresbyterianChurch/
- Old Donation Episcopal Church, Virginia Beach, Virginia
  olddonation.org/
- Virginia Theological Seminary, Alexandria, Virginia
  The Reparations Initiative at Virginia Theological Seminary
  vts.edu/
  Note: There is a 15-minute video on the homepage.

Colleges and Universities

- College of William and Mary, Williamsburg, Virginia
  The Lemon Project
  wm.edu/sites/lemonproject/
- Hampden-Sydney College, Hampden-Sydney, Virginia
  hsc.edu/
- Hollins College, Hollins, Virginia
  Working Group on Slavery and Its Contemporary Legacies
  wgscl.press.hollins.edu/
- Randolph-Macon College, Ashland, Virginia
  rmc.edu/
- Sweet Briar College, Sweet Briar, Virginia
  tusculum.sbc.edu/africanamericans/default.shtml
- University of Richmond, Richmond, Virginia
  washingtonpost.com/education/2022/03/28/university-of-richmond-buildings-renamed/

© Leslie Anderson, MSLS

- University of Virginia, Charlottesville, Virginia
  President's Commission on the University and Slavery
  slavery.virginia.edu/

Business and Industry

- Black Heath Pits, Chesterfield County, Virginia (coal mining)
- Dismal Swamp Canal Company,
  "Original Stockholders Dismal Swamp Canal Company" (public works)
  sites.rootsweb.com/~vatgs/DismalSwamp.htm
- Blue Ridge Railroad Company (railroad)
- Hewitt, Ruffner and Company (salt mining)
- Tredegar Iron Works, Richmond, Virginia (armaments)
- Virginia Mining Company, Fredericksburg, Virginia (gold mining)

SOURCES OF INFORMATION

State, Regional, and Local Libraries, Museums, and Societies

- Library of Virginia. Richmond, Virginia
  lva.virginia.gov
- Virginia Museum of History & Culture, Richmond, Virginia
  vahistory.og
- Virginia Public Library Directory
  virginia.gov/public/libraries_all.asp
- Historical and Genealogical Societies
  lva.virginia.gov/public/historical.asp

Topics and Types of Documents

- Manuscripts
  - Account books, day books, and ledgers
  - Correspondence
  - Diaries and memoirs
- Corporate Records and Histories
  - "Slave Insurance Companies}
    encyclopediavirginia.org/entries/slave-insurance/
    Note: This article names several companies that conducted business in Virginia.

© Leslie Anderson, MSLS

Online Sources

- Databases
  - Archival Resources of the Virginias
    arvasarchive.org/
  - California Department of Insurance
    insurance.ca.gov/01-consumers/150-other-prog/10-seir/
  - Documenting the American South
    docsouth.unc.edu/index.html
  - Internet Archive
    archive.org/
  - JSTOR
    jstor.org
- Newspapers
  - Chronicling America
    chroniclingamerica.loc.gov/
  - Virginia Chronicle
    virginiachronicle.com/

SEARCH STRATEGIES AND TIPS

- (enslaved OR slave OR slaves OR slavery) AND churches
- (enslaved OR slave OR slaves OR slavery) AND colleges
- (enslaved OR slave OR slaves OR slavery) AND (coal OR iron OR gold OR salt OR tobacco)
- (enslaved OR slave OR slaves OR slavery) AND (timber OR lumbering OR turpentine OR naval stores)

- Search by institution, commodity, or combination of product and activity.
- Include the name of the state in the strategies above e.g. (slaves AND mining AND West Virginia). West Virginia was a part of Virginia until 1863.
- Search for information in Virginia's border states
  - Maryland State Archives: msa.maryland.gov/
  - State Library of North Carolina: statelibrary.ncdcr.gov/
  - West Virginia Department of Arts, Culture & History: wvculture.org/
- Look for newspaper articles and display ads in the border states and in the places where the companies were headquartered and had branch offices.

© Leslie Anderson, MSLS

BOOKS AND ARTICLES

Alley, Reuben E. *History of the University of Richmond, 1830-1971*. Charlottesville: University Press of Virginia, 1977

Armstrong, F.M. *The Syms-Eaton Free School*, 1902

Barron, Bob A. *Gold Mines of Fauquier County, Virginia*. Fauquier: Piedmont Press, 2008

"The Briery Church," *The American Historian: 20th Century American History*, October 2019 (theamericanhistorian.org/2019/10/04/the-briery-church/)

Bruce, Kathleen. *Virginia Iron Manufacture in the Slave Era*. New York: The Century Company, 1930

Dew, Charles B. *Bond of Iron: Master and Slave at Buffalo Forge,* New York: W.W. Newton and Company, 1995

Fouts, Raymond Parker. *Registration of Slaves to Work in the Great Dismal Swamp, Gates County, North Carolina, 1847-1861*. Cocoa, Florida: GenRec Books, 1995

Green, Fletcher M. "Gold Mining in Ante-Bellum Virginia." *Virginia Magazine of History and Biography*, 45, no. 3 (1937): 227-235

Hughes, Sarah. "Slaves for Hire: The Allocation of Black Labor in Elizabeth City County, Virginia, 1782-1820." *William and Mary Quarterly, 3rd ser.*, 35, no. 2 (1978): 260-286

Irby, Richard. *History of Randolph-Macon College, Virginia: The Oldest Incorporated Methodist College in America*. Richmond: Whittet and Shepperson, 1898 ia802702.us.archive.org/10/items/historyofrandolp00irbyiala/historyofrandolp00irbyiala.pdf

Jordan, William Turner. *A Record of Farms and Their Owners in Lower Parish of Nansemond County, Virginia*. Suffolk: Suffolk-Nansemond Historical Society, 1968

Kent, Harriette Thorne. *Swampers: Free Blacks and the Great Dismal Swamp*. Richmond: H.T. Kent, 1991

Kluskens, Claire. "Federal Records that Help Identity Former Enslaved People and Slave Holders" (archives.gov/files/calendar/genealogy-fair/2018/2-kluskens-handout.pdf). Washington, DC: National Archives, n.d.

© Leslie Anderson, MSLS

Lewis, Ronald L. *Coal, Iron, and Slaves: Industrial Slavery in Maryland and Virginia, 1715-1865*. Westport: Greenwood Press, 1979

Library of Virginia. "A Guide to the Records of Brierly Presbyterian Church."(ead.lib.virginia.edu/vivaxtf/view?docId=lva/vi00013.xml) Richmond: Library of Virginia, 2001

"A List of the Negroes at the Lead Mines: The enslaved workforce of Virginia's Revolutionary War lead mine" *Of Sorts for Provincials* (ofsortsforprovincials.blogspot.com/2021/02/a-list-of-negroes-at-lead-mines.html)

Martin, Jonathan D. Divided Mastery: Slave Hiring in the American South. Cambridge: Harvard University Press, 2004

Maxwell, John F. *The Catholic Church and Slavery*. Chichester: Barry Rose, 1975

Morgan, Philip D. and Michael L. Nicholls. "Slaves in Piedmont Virginia, 1720-1790," *The William and Mary Quarterly*, 46, no. 2 (1989): 211-251

Morrison, Alfred J. *The College of Hampden-Sidney: Calendar of Board Minutes, 1776-1876*. Richmond: Hermitage Press, 1912

Oast, Jennifer. *Institutional Slavery: Slaveholding Churches, Schools, Colleges, and Businesses in Virginia, 1680-1860*. New York: Cambridge University Press, 2017

_____. "The Slave Owning Presbyterian Church in Old Virginia," *Leben: A Journal of Reformation Life*, December 15, 2016 leben.us/slave-owning-presbyterian-church-old-virginia/

"O Say Can You See: Early Washington, DC Law and Family" (earlywashingtondc.org/)

O'Brien, John T. "Factory, Church, and Community: Blacks in Antebellum Richmond," *Journal of Southern History*, 44, no. 4 (1978): 509-536

Rivers, Flournoy. "The Flournoy Family," *The Virginia Magazine of History and Biography* 2 (2): 190-213

Savitt, Todd L., "Slave Life Insurance in Virginia and North Carolina," Journal of Southern History 43, no. 4 (November 1976): 583-600

© Leslie Anderson, MSLS

THE OLD LINE: MARYLAND'S COLONIAL & REVOLUTIONARY MILITARY RECORDS

Rebecca Whitman Koford, CG®, CGL℠ | rwk.genealogy@gmail.com
National Genealogical Society Family History Conference | May 2023

Pre-Revolutionary Military Actions

Most of the military actions before the Revolution involved protecting or disputes over the Maryland borders. Those that Maryland had some involvement in were:

- **Claiborne Clashes (1635–1637).** Armed disputes over the ownership of Kent Island and the Chesapeake Bay (http://www.virginiaplaces.org/boundaries/mdboundarycbay.html).
- **Ingle Takeover (1645–1647).** During the English Civil War, Protestant Captain Richard Ingle took control of St. Mary's City and ran off the Catholic Governor Calvert.
- **Puritan-Loyalist Engagements (1655–1658).** Puritans founded the city of Providence (now Annapolis) in 1650. They rebelled against the local government (Catholic) and set up a new society prohibiting Catholicism and Anglicanism. Lord Baltimore's Roman Catholic army fought with the Puritan army, and it was finally defeated in 1658. During the reign of the Puritan government, Catholics were persecuted and burned all the original Catholic churches of southern Maryland.
- **Cresap's War (1724–1738).** Border conflicts over the Maryland-Pennsylvania line survey resulting in the Mason-Dixon Line (https://www.nps.gov/articles/thomas-cresap-and-maryland-s-colonial-frontier.htm).
- **French and Indian War (1755–1763).** In current-day Cumberland, Maryland, French traders attempted to take a storehouse from Virginia planters and English merchants. Young Colonel George Washington had "Fort Necessity" built. The French and Indian War began with an attack on the fort on 3 July 1754, forcing Washington's retreat. The war spread into the Ohio River Valley and into New York and Canada; the lands continued to be disputed as valuable for trade and transport.

Colonial-Era Militia Lists & Service References

- Clark, Murtie June. *Colonial Soldiers of the South, 1732–1774*. Baltimore, Maryland: Genealogical Publishing Company, 1983. Pages 1–123 include lists of Maryland militia from 1732–1763.
- Muster and Pay Rolls Index, 1732–1772, Maryland State Archives (MSA) index 45, series S1418. PDF accessible online: http://guide.msa.maryland.gov/pages/series.aspx?action=viewSeries&ID=S1418. MSA describes it as a card index of "officers and soldiers who served in the county militia or during the French and Indian War or who were stationed on the frontier after the war…Entries give name, county, date, company commander, and citation." The index references records from: Governor and Council Colonial muster rolls series 1732–1749 (MSA series S962) and Commissioners for Emitting Bills of Credit Colonial payroll series (MSA series S960). See the *Bulldog* article by Phebe Jacobsen at https://msa.maryland.gov/msa/refserv/bulldog/bull87/html/bull87a.html#ind45.
- Maryland Muster Rolls, Fort Cumberland, 1757–58. Images at *FamilySearch*, IGN 8141655. Original papers at the Maryland Center for History and Culture (MCHC).

© 2023 • Rebecca Whitman Koford Genealogical Research, LLC • All rights reserved

- Peden, Henry C. *Marylanders and Delawareans in the French and Indian War, 1756–1763*. Lewes, Delaware: Colonial Roots, 2004.
- ———. *Colonial Maryland Soldiers and Sailors, 1634–1734*. Westminster: Willow Bend Books, 2001.

Counting On The Revolution: The Census of 1776

The Maryland State Archives online Guide to Government Records described the 1776 Census as, "Beset by skyrocketing debts created by the military demands of the Revolution, Congress took measures to fill the empty coffers of the Continental treasury. On the 26th of December 1775 the members resolved to raise another three million dollars by the further emission of bills of credit."[1] The census lists heads of household and ages and genders of other members of the home. In many cases, all members of the household are named. Some African Americans were also included. This is Maryland's only state census.

- "Maryland, U.S., Colonial Census, 1776," *Ancestry*, database at https://www.ancestry.com/search/collections/marylandcen1776/.
- Carothers, Bettie Stirling. *1776 Census of Maryland.* Lutherville, Maryland: Heritage Books, 2009. Images at *FamilySearch*, https://www.familysearch.org/library/books/records/item/362513-redirect.
- Brumbaugh, Gaius Marcus, MS, MD. *Maryland Records: Colonial, Revolutionary, County and Church from Original Sources, Volume I*. Baltimore: Williams & Wilkins Co., 1915. Digital book at *Internet Archive* https://archive.org/details/marylandrecordsc01brumuoft/page/n11. **This book has image copies of the census pages; volume II below has transcriptions.**
- ———. *Maryland Records: Colonial, Revolutionary, County and Church from Original Sources, Volume II*. Lancaster, Pennsylvania: Lancaster Press, Inc., 1928. Digital book at *Internet Archive* https://archive.org/details/marylandrecordsc02brum/page/n7.

Revolutionary Oaths of Fidelity (alias the Census of 1778)

The Oaths of Fidelity Act of 1778 stated that the oath was to be taken by "all free males over the age of 18 years who were not already engaged in military service…," Quakers, Mennonites and Dunkers were required to "solemnly, sincerely and truly declare and affirm" their allegiance.[2] This collection is often referred to as Associations of Freemen, or the 1778 Census.

- MSA index 46, Oaths of Fidelity 1778, arranged alphabetically in PDFs at http://guide.msa.maryland.gov/pages/series.aspx?action=viewSeries&ID=S1420.
- Original color scans of the Oaths are at MSA in-house computers, series S963 http://guide.msa.maryland.gov/pages/series.aspx?ID=S963.
- Copies and/or transcripts of some counties online in Gaius Marcus Brumbaugh, *Maryland Records: Colonial, Revolutionary, County and Church from Original Sources, Volumes I & II* (see above for links).
- Lists of Oath of Fidelity Petitioners, ca. 1777. Maryland Center for History and Culture (MCHC), Special Collections item Q050076561. Two lists of men who swore their oath late and therefore were exempted from the tax; catalog listing at https://www.mdhistory.org/online-resources/.

All URLs verified 28 February 2023.

[1] "Census Records: Federal Census Schedule Information at the Maryland State Archives," *Maryland State Archives*, Guide to Government Records (http://guide.msa.maryland.gov/pages/index.aspx).

[2] *Laws of Maryland*, October Session 1777, Chapter XX, "Act for the better security of the Government;" *Archives of Maryland Online*, (http://aomol.msa.maryland.gov/000001/000203/html/am203--187.html).

© 2023 • Rebecca Whitman Koford Genealogical Research, LLC • All rights reserved

- "Revolutionary Records of Maryland," *Ancestry*, 1778 lists for Montgomery, Washington, Frederick, and Prince George's counties; https://www.ancestry.com/search/collections/flhg-revrecordsmd/.
- Carothers, Bettie Stirling. *9000 Men Who Signed the Oath of Allegiance and Fidelity to Maryland During the Revolution*. Self-published, c. 1980. *FamilySearch*, digital book at https://www.familysearch.org/library/books/records/item/220572-redirection.

Revolutionary Maryland Militia Lists & Service Records

One of the most famous units of Maryland's history in the Revolutionary War was the **Maryland 400**. They were the 1st Maryland Regiment who charged the superior British forces multiple times during the Battle of Long Island. They sustained heavy casualties but allowed General Washington to evacuate the majority of his troops. Because of their dedication to holding the line, Maryland gained the nickname "The Old Line State." No battles during the War for Independence happened on Maryland soil, but the state did contribute many of its men to the war effort. The following focuses on Maryland records, not records at the National Archives:

- *Archives of Maryland, Volume 18: Muster Rolls and Other Records of Service of Maryland Troops* in the American Revolution. Transcribed and searchable at *Archives of Maryland Online*, includes African Americans. Go to http://aomol.msa.maryland.gov/000001/000018/html/index.html.
- Maryland Auditor General, Muster Rolls, 1776–1780, MSA series S152, indexes available at MSA online through http://guide.msa.maryland.gov/pages/series.aspx?ID=s152.
- "Maryland Revolutionary War Records," *Ancestry* https://www.ancestry.com/search/collections/marylandrev/. This series was based on Harry Newman Wright, *Maryland Revolutionary Records* (1938). Digital book available at *FamilySearch* https://www.familysearch.org/library/books/records/item/356502-redirection.
- S. Eugene Clements and F. Edward Wright, *Maryland Militia in the Revolutionary War*. Westminster, Maryland: Family Line Publications, 1987.
- "Finding the Maryland 400," MSA, Project blog and searchable roster at https://msamaryland400.wordpress.com/first-maryland-regiment-roster/.
- Formant, Chris. *Saving Washington: The Forgotten Story of the Maryland 400 and the Battle of Brooklyn*. New York: Permuted Press, 2019.
- O'Donnell, Patrick K. *Washington's Immortals: The Untold Story of an Elite Regiment Who Changed the Course of the Revolution*. Atlantic Monthly Press: 2019.
- The Maryland Center on History and Culture (MCHC) has an impressive collection of resources and original documents, see their publication, *Guide to Sources on the American Revolution*, https://www.mdhistory.org/wp-content/uploads/2020/07/GuideToSourcesOnTheAmericanRevolution_2020.pdf.

Revolutionary State Pensions

The Maryland General Assembly allotted funds for Maryland veterans of the Revolutionary War. Chapter 14, Acts of 1778, ensured provision for officers, non-commissioned officers, and private soldiers who had been disabled and incapable of "getting a livelihood" to "receive during his life… the one half of his monthly pay, from and after the time that his pay as an officer or soldier ceases." To claim any award, soldiers were required to provide their residence, regiment and company, and the engagement or actions in which they had received their wounds, and a certificate from their commanding officer *to the justices of the Orphans Courts of their respective counties*. Counties drew on funds from the Treasurer of the Western or Eastern Shores of the state. Any invalided soldier or officer who was entitled to these provisions but still capable was required to be formed into

© 2023 • Rebecca Whitman Koford Genealogical Research, LLC • All rights reserved

a "corps of invalids" to perform guard or garrison duty. Victims of injury as prisoners of war were also considered.[3] Treasurers of individual counties handled certificates of discharge and pension payments, check for records in each area.[4] While not quite the same as a pension, some counties provided financial aid for indigent widows; try Court Order books for your ancestor's county. Names of state pensioners may be in:



The Maryland Line Monument, Baltimore. Image courtesy Library of Congress https://lccn.loc.gov/2016805866.

- Auditor General, Pension Record, 1785–1797, MSA series S153. Arranged mostly chronologically; see http://guide.msa.maryland.gov/pages/series.aspx?id=S153.
- Pension Records, Revolutionary War, Index, 1778–1861. MSA index 48, series S1421. PDF images at http://guide.msa.maryland.gov/pages/series.aspx?id=S1421.
- Maryland Commissioner to Settle and Adjust Pay Due Officers and Soldiers, Depreciation Pay, 1781–1791, MSA series S169 at http://guide.msa.maryland.gov/pages/series.aspx?ID=S169.
- "Maryland Line, List of Men to Be Paid, 1785–1787," Revolutionary War Military Records, 1776– 1824, MCHC, record group MS 1146.
- Brumbaugh, G. *Maryland Records: …Volume II*. See page 314 for a list of state pensioners https://archive.org/details/marylandrecordsc02brum/page/314/mode/2up.
- For Maryland state pensions awarded by private laws enacted by the Maryland Assembly, search *Archives of Maryland Online* at http://aomol.msa.maryland.gov/html/index.html.
- McGhee, Mrs. Carl W. *Maryland Pension Abstracts: Revolution, War of 1812, and Indian Wars*. Washington, D.C.: self-published, 1952. *FamilySearch*, digital book https://www.familysearch.org/library/books/records/item/620029-redirection.
- Meyer, Mary K. *Westward of Fort Cumberland: Military Lots set off for Maryland's Revolutionary Soldiers*. Finksburg: Pipe Creek Publications, 1993. Includes a list of soldiers granted pensions by the state.
- Mordecai Gist Papers, 1772–1813; letters, regimental returns and muster rolls, account books. MCHC, MS 390; https://mdhistory.libraryhost.com/repositories/2/resources/46.
- Check the federal 1840 census enumerations for names of Revolutionary War pensioners, recorded on the second page.

Revolutionary State Bounty Land for Veterans

The Maryland General Assembly passed an act in 1777 to encourage enlistment. "Every effective recruit is to receive, besides the continental allowances, a bounty of forty dollars, a pair of shoes, a pair of stockings, and at the expiration of his term, provided he shall not desert from the army, 50 acres of land, to be procured and laid off as aforesaid, to him or his representative…" Officers were to be granted four lots of 50 acres each (*Laws of*

[3] *Laws Made and Passed by the General Assembly of the State of Maryland [of 1778], Vol. 203* (Annapolis, MD : Frederick Green, printer, 1778), page 199–201, Acts of 1778, Chapter XIV, "An Act for the relief of disabled and maimed officers, soldiers, marines and seamen;" *Hanson's Laws of Maryland 1763–1784,* transcription, *Archives of Maryland Online,* https://msa.maryland.gov/megafile/msa/speccol/sc2900/sc2908/000001/000203/html/am203--199.html.

[4] For example, Anne Arundel County Register of Wills office holds Certificates of Discharge 1777–1788, papers filed in support of claims for invalids' pay, see MSA series C44. Also, Anne Arundel Invalids Pay Receipts, 1784–1787, MSA C87.

© 2023 • Rebecca Whitman Koford Genealogical Research, LLC • All rights reserved

Maryland 1763–1784, Vol. 203:182, Chapter VIII). Counties were charged to fill a quota of at least 2,000 troops. The land appropriated is in modern-day Allegany and Garrett counties, "westward of Ford Cumberland."

- Land Office, Lots Westward of Fort Cumberland, 1793–1903, MSA series SE1, click "Links" for images, see http://guide.msa.maryland.gov/pages/series.aspx?ID=se1.
- Maryland State Land Office, Military Lots Ledger, 1787–1867, MSA series S4, textual.
- Revolutionary War Bounty Land Deeds, 1789–1800, MCHC, call number MS 2918. Catalog summary lists names at https://m60006.eos-intl.net/M60006/OPAC/Details/Record.aspx.
- John Kilty, *The Land-Holder's Assistant, and Land-Office Guide, Vol. 73*. Baltimore, MD : G. Dobbin & Murphy, 1808. See Chapter V, page 342. Kilty was registrar of the Land-office of the Western Shore, transcription at http://aomol.msa.maryland.gov/000001/000073/html/am73--342.html.
- "1787 Map of Military Lots, Tracts, etc. westward of Fort Cumberland …," Maryland Land Office, Military Lot Plats, 1787–1935; MSA series S0451; lot map viewable at http://msa.maryland.gov/megafile/msa/stagser/s400/s451/000000/000011/tif/ds00011-2.jpg.
- "Map of Military Lots assigned to soldiers, Garrett County, Maryland, 1787," Western Maryland Historical Library; history and map at https://digital.whilbr.org/digital/collection/p16715coll66.
- "Map of military lots, tracts, patents, etc. in Western Allegany and Garrett Counties, Maryland," c. 1787, Library of Congress, https://www.loc.gov/resource/g3843g.ct000794/.
- Meyer, Mary K. *Westward of Fort Cumberland: Military Lots set off for Maryland's Revolutionary Soldiers.* Finksburg: Pipe Creek Publications, 1993.

Hessians & Loyalists

Many **Loyalist** families lived on the Eastern Shore, especially in Caroline, Dorchester, Somerset, and Worcester counties. Their rebellions were subdued and many of their properties seized by state officials and re-sold to raise money for the war.

- Confiscated Property, Revolutionary Papers, 1781–1812. MSA series S997 http://guide.msa.maryland.gov/pages/series.aspx?ID=S997-17.
- "Orderly Book of the Maryland Loyalists Regiment, June 18, 1778, to October 12, 1778," digital copy at *Ancestry,* https://www.ancestry.com/search/collections/flhg-loyalistsmd/.
- Clark, Murtie June. *Loyalists in the Southern Campaign of the Revolutionary War.* Baltimore, Maryland: Genealogical Publishing Co., 1981. *Ancestry*, https://www.ancestry.com/search/collections/48291/.
- Nath, Kimberly N. "The British Are Coming, Again: Loyalists, Property Confiscation, and Reintegration in the Mid-Atlantic, 1777–1800." PhD Dissertation, Spring 2016, University of Delaware, https://udspace.udel.edu/server/api/core/bitstreams/36493967-2849-4a08-843e-87a861c3ef5c/content.
- New, M. Christopher. *Maryland Loyalists in the American Revolution.* Centerville, Md.: Tidewater, 1996.
- Overfield, R. A. *The Loyalists of Maryland During the American Revolution.* University of Maryland, thesis paper, 1968.
- Maryland Loyalist papers, 1771–1790. MCHC, MS 360, in the Fisher Transcripts.
- Maryland Loyalist Muster Rolls, 1777–1783. MCHC, MS 548.

© 2023 • Rebecca Whitman Koford Genealogical Research, LLC • All rights reserved

- Mason, Keith. "Localism, Evangelicalism, and Loyalism: The Sources of Discontent in the Revolutionary Chesapeake." *The Journal of Southern History,* Vol. 56, No. 1 (Feb. 1990), pp. 23–54. Viewable at *JSTOR*, https://www.jstor.org/stable/2210663.

Additionally, counties may have records for their area. One example is the plat of Frederick Town taken as a result of the sale of confiscated British property, see "1782 Plat of Frederick Town," from Survey Papers, MSA series SE 34 https://msa.maryland.gov/megafile/msa/stagsere/se1/se34/000100/000143/pdf/se34-143.pdf.

Hessians were hired soldiers, sometimes termed mercenaries, who fought for the British. Hiring German troops was a practice the English employed long before the Revolution. It is estimated that there were over 30,000 troops hired to fight the colonials. Hessian is a generic term, not all of the hired soldiers came from the German state of Hesse-Kassel. It is estimated that they made up one-quarter of the English troops. They were native Germans paid by the German government to help the English cause. One of the barracks that held Hessian prisoners still stands on the grounds of the Maryland School of the Deaf in Frederick. Bounty-land was offered to Hessian soldiers as an inducement to desert, but it was largely unsuccessful. Places across Maryland with large populations of German immigrants are thought to have helped captured Hessians feel "more at home." Many were given work releases during their imprisonment and made extra funds as artisans, weavers, shoemakers, etc. Thousands of Hessians eventually abandoned their military duties and settled in Maryland. Unfortunately, no list survives of Hessian soldiers who served or remained in Maryland. Individual county historical societies may have family narratives or projects to find descendants.

Additional Reference Materials

Archives of Maryland Online (*AOMOL*), Maryland State Archives. http://aomol.msa.maryland.gov/. Access to over 471,000 historic state documents.

Balch, Thomas. *Papers Relating Chiefly to the Maryland Line During the Revolution.* Philadelphia: The Seventy-Six Society, 1857. *Internet Archive*, https://archive.org/details/PapersRelatingChieflyToTheMarylandLindDuringTheRevolution/page/n7.

Clark, Raymond B. Jr. *Maryland Revolutionary Records: How to Find Them & Interpret Them*. St. Michaels, Maryland: self-published, 1976.

Koford, Rebecca Whitman and Hoffman, Debra A. *Maryland: NGS Research in the States Series*. NGS Special Publication no. 137. Falls Church, Virginia: National Genealogical Society, 2021.

McSherry, James. History of Maryland. Baltimore: Baltimore Book Co., 1904. Digital book at *Internet Archive,* https://archive.org/details/historyofmaryla00mcsh/page/n5. Chapter IX, "Battles of the Old Maryland Line," page 162.

Papenfuse, Edward. *An Inventory of Maryland State Papers, Volume I, The Era of the American Revolution, 1775–1789*. Annapolis, Maryland: Hall of Records Commission, 1977.

Polk, Ryan. "Holding the Line: The Origin of the 'Old line State.'" 2005. *AOMOL*, https://msa.maryland.gov/megafile/msa/speccol/sc2900/sc2908/html/oldline.html.

"Thomas Cresap and Maryland's Colonial Frontier." National Parks Service, https://www.nps.gov/articles/thomas-cresap-and-maryland-s-colonial-frontier.htm.

The words Certified Genealogist and its acronym, CG, are a registered certification mark, and the designations Certified Genealogical Lecturer and its acronym, CGL, are service marks of the Board for Certification of Genealogists®, used under license by board certificants after periodic evaluation.

© 2023 • Rebecca Whitman Koford Genealogical Research, LLC • All rights reserved

FOLLOWING AN EVIDENCE TRAIL THROUGH FIVE COUNTRIES TO FIND IRISH ANCESTORS: A CASE STUDY

Thomas W. Jones, PhD, CG, FASG, FUGA, FNGS ♦ Tom@JonesResearchServices.com

Description: A cryptic note in Missouri triggers a path through records in the United States, Northern Ireland, Canada, New Zealand, and Ireland to identify Irish Ancestors.

Background Information

Allenah Boyd was born in County Tyrone, Ireland (today's Northern Ireland), about 1820. In January 1850 she arrived in the port of New York with her future in-laws, the Gaddises. They immigrated to Cincinnati, Ohio, where John and Allenah wed in 1851. About 1852 the extended family settled on farms in Bartholomew County, Indiana, about eight miles west of Cincinnati.

Thomas Boyd also was born in County Tyrone about 1820, immigrated to Cincinnati in 1848 and lived in Bartholomew County, Indiana, in 1860. Thomas's family moved on to Missouri, but the parallels suggest he was Allenah's brother. Reinforcing the conclusion are photographs of Thomas's descendants in the hands of Allenah's descendants.

Thomas married Anne Jane Taggart in County Tyrone at the Sandholes Presbyterian Church in Desertcreat Parish, County Tyrone. He named his father as Robert Boyd and gave both their residences as Derrinleagh, Kildress Parish (north of Desertcreat), County Tyrone. Robert apparently was Allenah's father as well.

Exhaustive research in County Tyrone traced the Gaddis line back to the 1730s but added nothing more to the Boyd family.

A granddaughter of Thomas and Anne Jane (Taggart) Boyd, Mabel Frances (Boyd) Reynolds (1890–1992) was a librarian in Missouri. She had no children, but she gave her nephew a page of notes about her immigrant paternal grandparents, Thomas and Jane (Taggart) Boyd. Mabel's notes added no further information about the Boyds in Ireland, but she mentioned someone named Jack Boyd. She named him once only and with no identifying information:

> A widow of Jack Boyd, Marg[a]ret, lived at the old home place and her address was Margaret Boyd, 47 B Princess Ave. Monrush, Cookstown, County Tyrone, Northern Ireland. She has remarried and is now Mrs. Joseph Stewart, 155 E Derry Road, Hershey, Pa. 17033.

Then the research stalled.

Copyright © 2023 by Thomas W. Jones.

A breakthrough

Serendipitous autosomal DNA matches show that two sisters in New Zealand Share atDNA with four descendants of Allenah (Boyd) Gaddis:

		SISTERS IN NEW ZEALAND	
		Test-taker 1	Test-taker 2
ALLENAH'S DESCENDANTS	Test-taker 3	20.5 cM	18.1 cM
	Test-taker 4	21.7 cM	13.9 cM
	Test-taker 5	15.1 cM	
	Test-taker 6	10.6 cM	
	Test-taker 7	12.5 cM	

E-mail correspondence with one of the New Zealand sisters yielded a letter from Ireland written to their great-grandfather in Australia in 1890.

Some of the letter's clues

- The letter writer, Maria Beatty, addressed the recipient, Henry Boyd, as "Dear Cousin."
- Maria wrote from an address in Desertcreat Parish, County Tyrone.
- She gave news of the deaths in Desertcreat of two of the letter recipient's brothers and how one of them disposed of his property among his brothers, sisters, and nieces.
- She identified the wife of Henry's surviving brother, John.
- She mentioned the marriage of Henry's brother-in-law.
- Her letter mentioned the Presbyterian church that the family attended.

Follow-up to the letter's clues

- The New Zealand sisters' great-grandfather was Henry Boyd, born in County Tyrone. His marriage record, in Ireland, and his death record, in New Zealand, name his parents and Robert and Maria (Taggart) Boyd.
- Letter-writer Maria Beattie was born Maria Taggart, daughter of John[2] Taggart and granddaughter of John[1] Taggart.
- Another Maria Taggart, daughter of John[1] Taggart had married John Boyd probably in the early 1830s and had eight children.
- Because of those connections and parallels with Allenah (Boyd) Gaddis's sister-in-law, Anne Jane Taggart, who had married Thomas Boyd, I traced back to John[1] Taggart and documented four generations of his descendants in Ireland/Northern Ireland. He was born before the 1770s or before and died between 1828 and 1845. John lived in the Desertcreat Parish townlands of Cady, Gortavale, and Tullyreavy and had five children.

Copyright © 2023 by Thomas W. Jones.

Back-tracking "Jack Boyd," part 1: Joseph Stewart

- Mabel wrote that Jack Boyd's widow, Margaret, had married Joseph Stewart who lived in Hershey, Pennsylvania.
- Joseph Stewart died near Hershey in 1968. His widow was "Margaret Hill Stewart."
- Joseph, visiting Ireland, married the widow Margaret (Hill) Boyd in County Tyrone, Northern Ireland, 6 October 1965. Mabel had written her note after that date.
- For the marriage record, Margaret named her father as "David Hill (deceased).

Back-tracking "Jack Boyd," part 2: Margaret Hill

- A Hershey newspaper wrote about Margaret:
  - The "57-year-old Irish bride . . . was the former Margaret Hill Boyd, a widow."
  - When they met in County Tyrone she had returned from New Zealand, "where she had immigrated at the age of 17. She lived there 27 years."
  - Her "parents left Ireland for St. Johns, New Brunswick, Canada, where her father . . . died. Her mother then returned to Ireland with the children."
  - She "has no children or family remaining."
- Margaret was born in County Tyrone in 1905 to David and Annie (Davison) Hill.
- When Margaret was a child her family had moved to Canada, where her mother died. She and her sister were sent back to County Tyrone, where a maternal uncle reared them.
- Margaret's father died in Canada in 1954. Surviving were his widow and "daughter, Margaret Boyd, in Ireland."
- In 1925 Maggie Hill, a seventeen-year-old Irish domestic, had embarked at Southampton, England, and sailed to Auckland, New Zealand.

Back-tracking "Jack Boyd," part 3: Thomas John Stuart Boyd

- On 5 August 1942 at Hamilton, New Zealand, Margaret Hill, a thirty-five-year-old spinster, married Thomas John Stewart Boyd, a fifty-two-year-old bachelor farmer. The bride, born in "Northern Ireland" was daughter of David and Annie ("Davidson") Hill. A newspaper reported that Margaret was the "only daughter of Mr[.] David Hill, of Canada and late of Ireland, and the late Mrs. Hill."
- Thomas John Stewart Boyd was "Jack Boyd" of Mabel (Boyd) Reynolds's note.

Section continues.)

Copyright © 2023 by Thomas W. Jones.

Back-tracking "Jack Boyd," part 3: Thomas John Stuart Boyd *(continuing)*

- Margaret and Jack returned to Northern Ireland in 1953–54. They likely lived in "the old home place" that Mabel (Boyd) Reynolds's note mentions. Jack died in Desertcreat Parish in 1959.
- For the New Zealand marriage record to Margaret, Jack named his parents as John and Eliza (Smyth) Boyd. He was born to those parents in Desertcreat Parish in 1891.
- John and Eliza (Smyth) Boyd appear in Maria (Taggart) Beattie's letter to her cousin Henry Boyd in Australia and in the research I undertook in phase 4.
- Mabel (Boyd) Reynolds in Missouri, John Thomas Stuart "Jack" Boyd in New Zealand and Northern Ireland, letter-writer Maria (Taggart) Baitty in Ireland, and letter recipient Henry James Boyd in Australia all are related

Assembling the Pieces

- The second-cousin relationship between John Thomas Stuart "Jack" Boyd and Mabel (Boyd) Reynolds can be documented through the Taggarts.
- Mabel likely was related to Jack also through the Boyds:
  - Her ancestors and his lived in Desertcreat Parish and sometimes in the same townland.
  - The shared DNA between the New Zealand sisters and Allenah (Boyd) Gaddis's descendants (who have no Taggart ancestry) suggests that Mabel (Allenah's grand niece) was related to Jack Boyd through a Boyd line, as well as the Taggart line.
  - Research to discover and document the Boyd connection between Mable and "Jack" is ongoing.

This case's main concepts

- Using a few small atDNA matches to advance genealogical research
- Tracking collateral relatives and DNA matches to learn what information they have about your ancestry and what inherited artifacts they may have
- Following bread-crumb trails from one bit of evidence to the next and from one person to the next
- Assembling evidence from multiple sources to form defensible conclusions
- Understanding that tracing potential relatives who had no children of their own can reveal unknown or forgotten parts of your ancestry

#NGS2023GEN

Copyright © 2023 by Thomas W. Jones.

Revolutionary War Records in the Library of Virginia: Part One

Bevin Creel; National Society Daughters of the American Revolution;
bcreel@dar.org; © 2023, all rights reserved

Exposition of genealogically significant records in LVA documenting, or deriving from, military service during the Revolution.

I. Introduction

II. Daybooks of the Auditors of Public Accounts

AKA Receipts and Disbursements Journals of the Auditor of Public Accounts, these constitute the most comprehensive source of both payments received (receipts) and authorized (warrants) by the Commonwealth during and after the war. These daybooks are among the most important Revolutionary War records in the LVA collection. Hamilton J. Eckenrode *partially* indexed them in his *List of the Revolutionary Soldiers of Virginia: Special Report of the Department of Archives and History for 1912* (Richmond: Public Printing Office, 1913). Many of them are popularly identified by roman numerals. Some of these volumes have been microfilmed, while the rest exist in textual form, only. A handy inventory of the volumes is found in *Annual Reports of Officers, Boards and Institutions of the Commonwealth of Virginia for the Year Ending September 30, 1905*, Part II (Richmond: Public Printing Office, 1905), 101-4. The following is a re-working of that inventory, with additions. Volumes ***underlined in bold italics*** are especially rich in payments to men for military services. "APA" followed by a number is the LVA call number. After 1791, receipts and disbursements (warrants) were recorded in separate journals.

Accts of Committee of Safety 21 Oct 1775-5 Jul 1776; 128 pp; aka vol I; APA 211; barcode 1142031; misc reels 301, 620
Accts 5 Mar-23 July 1779; 278 pp; aka Aud Acct 1779; aka vol II; barcode 1080056; misc reel 149
Accts 24 Jul 1779-4 Mar 1780; 329 pp; aka vol III; aka Aud Acct 1779-80; APA 34; barcode 1080054
Accts with Illinois Dept 5 Jan 1778-13 Dec 1783; 124 pp; aka Aud Account Book 1778-1783 Ill. Dept; aka vol IV; APA 206A; barcode 1081425
Accts 6 Mar-13 Oct 1780; unpaginated; aka Aud Acct 1780; aka vol V; APA 34; barcode 1080057
Accts 11 May 1780-3 Jan 1781; 566 pp; aka vol VI; aka Aud Acct 1780-81; APA 45; barcode 1080533; misc reel 6251. A separate volume was appended to the front of this one at some point, and the date range is now 14 Dec 1778-3 Jan 1781
Accts 16 Oct 1780-23 Mar 1781; 328 pp; aka vol VII; APA 34; barcode 1080059
Accts 24 Mar-14 Nov 1781; unpaginated; aka vol VIII; APA 34; barcode 1080055; misc reel 150
Accts 30 Aug-22 Dec 1781; unpaginated; aka vol IX
Accts 15 Nov 1781-31 Oct 1782; 326 pp; aka vol X; APA 34; barcode 1080058
Accts 5 Jan-7 Nov 1782; unpaginated; aka vol XI; APA 34; barcode 1080061
Accts 8 Nov 1782-10 Feb 1783; 329 pp; aka vol XII; APA 34; barcode 1080060; misc reel 150
Accts 5 Jan 1782-25 Apr 1783; 662 pp; aka vol XIII
Accts 11 Feb-17 Apr 1783; 327 pp; aka vol XIIIA; APA 34; barcode 1080064
Accts 25 Apr-4 Jul 1783; 334 pp; aka vol XIV

Accts 25 Apr-29 Oct 1783; 630 pp; aka vol XV; APA 45; barcode 1080523; misc reels 249, 6254
Accts 4 Jul-29 Oct 1783; 329 pp; aka vol XVI
Accts 30 Oct 1783-23 Jan 1784; 322 pp; aka vol XVII
Accts 30 Oct 1783-22 May 1784; 701 pp; aka vol XVIII; APA 45; barcode 1080525; misc reel 6255
Accts 24 Jan-22 Mar 1784; 263 pp; aka vol XIX
Accts 23 Mar-22 May 1784; 365 pp; aka vol XX
Accts 24 May-4 Nov 1784; 556 pp; aka vol XXI
Accts 24 May-14 Dec 1784; 646 pp; aka vol XXII; APA 45; barcode 1080526 (pp 1-335) and barcode 1080527 (pp 336-647); misc reel 6256
Accts 5 Nov-31 Dec 1784; unpaginated; aka vol XXIII
Accts 15-31 Dec 1784; 60 pp; aka vol XXIV; APA 45; barcode 1080524; misc reel 6256
Accts 1-31 Jan 1785; 365 pp; aka vol XXV; APA 34; barcode 1080070
Accts 19 Mar-10 May 1785; 365 pp; aka vol XXVI
Accts 11 May-10 Oct 1785; 500 pp; aka vol XXVII; APA 34; barcode 1080075
Accts 11 Oct-31 Dec 1785; 333 pp; aka vol XXVIIA; APA 34; barcode 1080074
Accts of Pensioners, 1782-1785; 181 pp; aka vol XXVIII
Accts 2 Jan-8 Feb 786; unpaginated; aka vol XXIX; APA 34; barcode 1080073
Accts 9 Feb-29 Apr 1786; 328 pp; aka vol XXX; APA 34; barcode 1080079
Accts 2 Jan-31 May 1786; 368 pp; aka vol XXXI; APA 45; barcode 1080531; misc reel 6257
Accts 20 Jan 1784-2 Mar 1791; 250 pp; aka vol XXXII

III. The "War" Volumes

The "War" Volumes are a collection of sixty two manuscript volumes, possibly arranged and numbered by Eckenrode, containing material related to the Revolutionary War, War of 1812, and peacetime records related to militia. Volumes related to the Revolution are summarized below. The complete collection has been microfilmed. Many of the physical volumes are in RG 48, Auditor of Public Accounts, but many are now "scattered" throughout the collection.

War Vol (misc reel #)	Description (current accession #, Aud. of Pub. Accounts Inventory #, or other location)
1 (misc reel 982)	Lists of Rev Officers of the Cont'l and State Lines and Navy (accession 36961)
2 (982)	Lists of officers and men of the Cont'l and State Lines who received certificates for pay due for military service (APA 219)
3 (982)	Lists of officers and men of the Cont'l and State Lines who received certificates for pay due for military service (APA 218)
4 and 5 (983)	War 4 (APA 218) is a copy of War 3 and War 5 (APA 219) is a copy of War 2
6 (983)	List of soldiers issued military certificates 1777-87 for service during the Rev. Includes cert #, name, rank, date, cont or state service (accession 36979; RG 3, Governor's Office)
7 (984)	Lists of Officers and Men of the Army and Navy who had or had not received bounty lands through 1 Nov 1834. Similar to War 2
8 (984)	List of state pensioners; List of tobacco received by resolution of Assembly June 1780; Wages of Assembly members (accession 38054; RG 78, General Assembly)
19 (986)	General returns of militia and supplies 1777-84 (accession 36929; RG 46, Department of Military Affairs)
20 (986)	Accounts of expenses for pensions for soldiers and widows; Also includes accounts for French & Indian War (APA 229; barcode 1081452)
21 (986)	Receipt book for funds disbursed by treasurer on warrants issued by auditors (RG 12, Department of the Treasury; Treasurer's Office Inventory 36 [TOI 36]; barcode 1034696)
22 (986)	Accounts of payment to persons for military purposes in 1776 (APA 202)
23 (986)	Militia and contingent account book, 1776-78; Alphabetical by surname (APA 224; Barcode 1081444)
24 (986)	Accounts of Artillery Regiment paymaster Lawrence Smith with officers (APA 212;

	Barcode 1081427)
25 (987)	Receipts for various services performed, 1777-82
26 (987)	Commissary of Public Stores cashbook 1777-80; items issued by the public store in Williamsburg (RG 2, State Government; barcode 1055373)
27 (987)	Cash disbursements ledger 1779-80. Warrants issued concerning military supplies, money issued in lieu of clothing, and the public foundry (TOI 29; barcode 1034704)
28 (987)	Quartermaster General's Receipts for cash, 1781-2
28b (987)	Daybook of the Commercial Agent showing procurement of supplies and services for military and general public in the supplying of salt (RG 2)
29 (987)	Military warrants, bounty certificates, letters, lists of magistrates 1781-92
30 (987)	Alphabetical list of accounts arranged chronologically. Also list of Navy commissions including physical descriptions (accession 38057; RG 78)
31 (987)	Revolutionary Government, RG 2, 1782-1808
33 (988)	Accounts related to half pay recorded by Assist. Commissioner of Army Accounts. The individuals were owed money by U.S. for service in the Rev (accession 37000; RG 46; barcode 1055385)
34 (988)	Similar to War 33 (accession 37001; RG 46; barcode 1055384)
35 (988)	Accounts of the Public Store
36 and 36B (988)	Accounts of the Military Store
37 (989)	Accounts of the Military Store at Richmond, 1780; (barcode 1055031; also misc reels 406, 636)
38 (989)	Commercial Agent Ledger, 1781-2
39 and 40 (989)	Register of military certificates issued by the Governor 1783-85 (accession 36963 and 36964; RG 3)
41 (989)	Accounts of Commissioner of Rev Claims. Individuals who received certs. in favor of others for insufficient vouchers, overcharges, forged vouchers (accession 36984)
42 (989)	Register of warrants issued for Rev War bounty land 1789-90 (accession 36977; RG 46)
43 and 44 (989)	List of officers of the Continental and State Lines who had and had not received bounty land, 1833 (accession 36942 and 36943; RG 3)
45 and 46 (989)	Bounty land claims register, alphabetical, 1830-52 (accession 36931, 36932; RG 3)
47 (989)	Lists relative to bounty land claims, 1833 (accession 36944; RG 3)
48 and 49 (989-90)	Revolutionary claims journal; includes a large number of petitions or reports which summarize the claims of heirs of Revolutionary soldiers (accession 36935; RG 3)
50 (990)	Index to Land Office military certificates 1-9926 (LOI 87)
51 and 52 (990)	Pension Roll of Virginia 1786-1851 (APA 232)
53 and 54 (990)	War Office journal and letter book (1780-82)
55 (991)	War Office order book, 1781
56-9 (991-2)	War Office letter books, 1781-2

IV. Size Rolls

A. Revolutionary Army No. 1 (Accession 24296)

AKA "Register of Non-Commissioned Officers and Privates 1777-1783." Mss volume, 62 folios (2 pages each folio), containing size rolls of soldiers who enlisted at Chesterfield Courthouse, Powhatan Courthouse, Carter's Ferry, Albemarle Old Courthouse; Cumberland Old Courthouse, and Winchester Barracks. Includes name, size/physical feature, occupation, places of residence/birth, date of enlistment, size, data of sizing. Names extracted in Hamlin, *Virginia Ancestors and Adventurers*, but details left out.

B. Roll of Troops Who joined at Chesterfield Courthouse Since 1780 (Accession 40, barcode 1055439, Accession 23816 is a photostat copy)

Mss volume, 91 pp, popularly known as the "Chesterfield Supplement," because it "supplements" information in *Revolutionary Army No. 1*. Curiously, this volume is much better known than the above, even though it contains fewer entries. Names extracted in *Virginia Genealogical Society Quarterly*, vol 2-6, with the same caveat as made for Hamlin.

V. Miscellaneous Military Sources

A. Militia Lists 1779-82 (APA 225, .375 feet)

Arranged by locality, most are lists submitted by officers for payment of themselves and their men. The following is an inventory: Albemarle Co (1781); Amelia Co (1781); Amherst Co (two-1780 & 1781); Caroline Co (1781); Essex Co (1781); Fauquier Co (two -both 1781); Frederick Co (two-1781 & undated); Gloucester Co (two, both 1781); Henry Co (three, two from 1779, 1781, and a 1780 size roll); King George Co (list of recruits 1781); Loudoun Co (three-two from 1781-2, a 1780 size roll); New Kent Co (1782 class list); Prince William Co (1781 list of recruits); Rockbridge Co (1780); Rockingham Co (two-1781, 1782); Shenandoah Co (three-one 1781, also two lists of men drafted or enlisted 1781-2); Washington Co (four-one 1780, three 1781); Westmoreland Co (two-list of recruits 1780, also account of troops raised 1781). All, or nearly all, have been published. Notations on some lists show that they were submitted for payment, but were not paid.

B. Militia Commission Papers (Accession 42222, misc reels 6443-6616)

Arranged by county, year. Officers of the county militia were commissioned by the Governor upon recommendation of county courts. The county court order books include militia recommendations and (usually) the oath of office upon return of the Governor's commission. For those counties whose order books are no longer extant, the recommendation of the county court may be filed in these records. Few, if any, copies of the actual commissions are on file from the Revolutionary era.

C. Point of Fork Arsenal (APA 174, 3.9 feet)

Some muster rolls from 1783, but most records are for years after the Revolution. The rolls have recently been transcribed in the *Magazine of Virginia Genealogy*.

VI. Records Related to Illinois and Kentucky

A. Illinois Papers (APA 208, 1.25 feet, chronological)

Misc reel 1384. Muster rolls etc. of men fighting under George Rogers Clark, mostly militia. Most are transcribed in Harding, *George Rogers Clark and His Men*....but a handful are not.

B. General Correspondence, Accounts and Vouchers of George R. Clark (APA 204, 21 feet, misc reels 3349-3361)

Arranged in two series: Series I includes 33 boxes of papers, and Series II includes a set of 25 photostat volumes. A treasure trove of vouchers, accounts, affidavits, claims, muster rolls, etc. related to the activities of George Rogers Clark. A detailed review of these records will give the impression that this became a "catch all" series of records that had *anything* to do with Clark. The Illinois State Society, Sons of the Revolution funded an index to this series. A paper copy is available in the reading room. These records have received some attention in the past but, due to their complexity, remain largely unknown and untapped.

C. George Rogers Clark Papers, Supply Agent Correspondence and Accounts (APA 206, 1.25 feet, chronological)

A companion entry to APA 204, but this one has been largely overlooked; Contents are similar to those in APA 204; Notable are militia lists not found in APA 204 or APA 208).

D. Western Expedition Quartermaster Records (APA 205, 1.25 feet, chronological)

Records relating to items furnished; Includes payments to individuals at Kaskaskia and Vincennes.

E. Journals of the Western Commissioners (APA 209, 3 volumes)

Includes proceedings of commissioners appointed to settle the accounts of Clark 1781-3.

F. Expenses Incurred by Conquest & Protection of NW Terr. (APA 207)

This 88 page volume includes accounts payable by the U.S. in accordance with provisions of Virginia's cession of the NW Territory. Includes payments for many items mentioned in APA 209.

VII. Conclusion

Solving a Research Problem Step-by-Step

Angela Packer McGhie, CG, FUGA
mcghiefamilyhistory@gmail.com

This session will walk through a research problem from beginning to end demonstrating each step in the research process. Many time case studies are presented as finished research, but do not show how the research was conducted. It is beneficial to see how a researcher approached the case, what records she searched for first, what clues led to additional records, how she resolved conflicts in the evidence, and how she formulated a conclusion from the evidence.

Identifying the Parents of Robert Morrison

The subject for this case study is Robert Morrison, a resident of Rockbridge, Virginia. Robert was born around 1810 and died in 1861. The research objective is to identify his parents. The steps of the research process are included below so that participants can follow along and use the same process in their own research. The records for the Morrison case will be shown in the presentation but are not included in the syllabus.

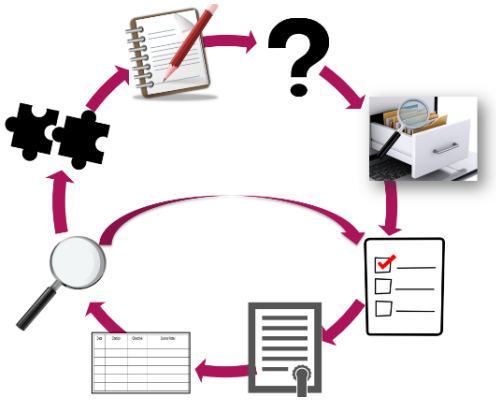

Step-by-Step Research Process

1. Develop a focused research question

- Effective research questions are specific and pertain to a clearly defined individual. Effective questions include the individual's name, the time period when they lived, the location, and sometimes a relationship to another person.
- The questions may be about a relationship or information about an individual or event.

Case study question: Who are the parents of Robert Morrison who died in Rockbridge County, Virginia on May 7, 1861?

2. Identify what is known about the subject

- Begin with a timeline of events in chronological order.
- Add other information that may help locate records and guide research.
- List separately any undocumented information that you have on the individual, and work to verify it in your research plan.

© 2023, Angela Packer McGhie, CG, FUGA

3. Review previously collected records for the project



- Review the documents you have for the individual and search for clues that may help answer your research question.
- Create a **timeline** to summarize the information you have for the project. Identify the facts you can document with records, and note the clues you have found in other records, but that still need to be documented with records.
- Be sure you are working with a documented ancestor before proceeding back in time, as you want to have a solid foundation to build upon. On occasion you will need to back up and conduct more research on a previous generation before proceeding forward.

4. Identify resources available for the time and place



- Work to identify the major genealogical records available for the time and place the subject lived. At this point, identify as many records that exist as possible, and prioritize those for research in the next step.
- Use research guides to find out what sources exist for the location you are researching and learn specific research strategies. Examples:

  NGS *Research in the States* series – 31 states
  https://www.ngsgenealogy.org/ris/
  FamilySearch Wiki – articles for each county, state and country
  https://www.familysearch.org/wiki/en/Main_Page

5. Prioritize records and create a research plan

Once you have analyzed your starting point information and determined what sources were created in the time and place the subject lived, it is time to prioritize the records most likely to answer your research question and write a research plan.



- Select sources that are most likely to answer your research question.
- The objective is to research as **efficiently** as possible.
- Remain flexible as information found in the records may lead you in another direction, so revise your plan as needed.
- Write out the research plan in prioritized order.
- Use the Original Records table on FamilySearch to help prioritize records. https://www.familysearch.org/en/wiki/Use_the_internet_for_family_history_research#Appendix_B.E2.80.94Original_Records_Table

© 2023, Angela Packer McGhie, CG, FUGA

6. Researching records



- Focus your research in original records containing primary information. Use derivative records only when original records are not available.
- Follow the research plan step-by-step, avoiding distractions. If you meander away from your objective, be sure to return and finish your research plan.
- Continue your research beyond records that are online and easy to access. Many records containing valuable information are harder to find in courthouses and archives but may be exactly what you need to solve your problem.
- If you are doing a comprehensive study of an individual then include the following types of records in your search: birth, marriage, death, census, newspaper, land, military, church, wills, probate, tax, city directories, immigration, naturalization, and court records.
- Broaden your search if necessary. Expand into additional records, locations, and extended family members or associates (FAN club).

7. Record results including a full citation in a research log or report

A research log or report contains notes on all the records you consulted for a project. They include full citations along with transcripts or abstracts of the information from the source, and an analysis of the reliability of the record.

Ideally the log will contain **notes** on the **contents** of the source as well as **analysis** of the evidence.

Date	Citation	Objective	Source Notes

- Note every record searched and the results.
- Note negative searches so you do not repeat them unnecessarily.
- Use your research report or log as both a research plan or to-do list, and as a record of completed research.
- The ideal time to create research notes is when you first locate a document in your research. Recording details about the source, and notes on your observations and analysis, will result in a more complete record of the source and the potential clues it may contain.

The research log or report is a place to record both **positive and negative findings**, as well as search terms, spelling variants, or wildcards used in the search. This will help to avoid repeating the same searches in the future unless additional information comes to light that may alter the search.

8. Record a citation for each source

- Record a citation on each record found and include it in your research report or log.
- Include all the details necessary to locate the source.
- Use *Evidence Explained* or *Mastering Genealogical Documentation* for guidance on writing source citations.

Copyright © 2023 by Angela Packer McGhie, CG, FUGA.

9. Analyze each record for reliability



Include comments on analysis in your research report or log.

- Examine each record and analyze the information it contains.
- Try to determine who the informant or the person who provided the information is for each record. This will help you know if it is primary or secondary information.
- Look for evidence to answer your research question.
- Assess the reliability of each record.
- Scrutinize records for clues to other records and information.

10. Correlate the information found in various records and assemble evidence



- Compare information found in a variety of records to see if it is consistent with or in conflict with the information you have found in other records.
- Develop a likely answer to your question and then work to prove and/or disprove it.
- Use timelines and spreadsheets to visually compare information from different records and look for patterns, consistencies, and conflicts.
- Work to resolve any conflicts in the evidence. This often requires additional research to determine which records are more reliable, and which are proven not to contain correct information.

11. Evaluate your research findings and record conclusions



- Determine if your research question has been answered. If not, search for additional records or expand your search to include additional family and associates.
- When you have come to a conclusion regarding your research question, write a clear summary of your research and findings. This can be a research report, a brief sketch, an article, research summary, or formal report.
- Write a simple proof summary showing the resolution of the conflicting evidence.

12. Explore related research questions.

- Once you have answered your research question move on to the next question. It may be seeking further information on the research subject, or it may be identifying other relatives. Follow the process again from the beginning with each new research question.

Copyright © 2023 by Angela Packer McGhie, CG, FUGA.

Selected List of Records Searched in the Robert Morrison Case

Census
1820 U.S. census, Lexington, Rockbridge County, Virginia, p. 199 (penned), p. 290A, Robert Morrison; image, *Ancestry.com* (http://ancestry.com), citing National Archives microfilm publication M33, roll 130.

1830 U.S. census, Lexington, Rockbridge County, Virginia, p. 318 (penned), Robt Morrison; digital image, *Ancestry.com* (http://ancestry.com), citing National Archives microfilm publication M19.

1840 U.S. census, Lexington, Rockbridge County, Virginia, p. 177 (stamped), Robert Morrison Junr; image, *Ancestry.com* (http://ancestry.com), citing National Archives microfilm pub. M704, roll 577.

1840 U.S. census, Lexington, Rockbridge County, Virginia, p. 153 (stamped), Robert Morrison Senr; image, *Ancestry.com* (http://ancestry.com), citing National Archives microfilm pub. M704, roll 577.

Vital Records
Rockbridge County Clerk, Register of Marriages, 1778-1865, Book 1, page 266, Morrison-Culton entry,1830; FHL microfilm 33,797.

Rockbridge County Clerk, Register of Marriages, 1778-1865, Book 1A, page 21, Morrison-Wilson entry, 1854; FHL microfilm 33,797.

Rockbridge County, Virginia, Register of Deaths, 1853-1870, Robert Morrison (1861), page 50, entry #22. FHL microfilm 2,025,427, item 2.

Cemetery Records
Find A Grave, (http://findagrave.com), memorial page for Robert Morrison (1802-1861), Find A Grave Memorial no. 16898752, originally created by David Simpson, citing Old Monmouth Presbyterian Cemetery, Lexington, Rockbridge County, Virginia.

Ruley, Angela M., compiler. *Rockbridge County, Virginia Cemeteries: Volume 1 – Kerrs Creek District.* Utica, KY: McDowell Publications, 1989.

Probate
Rockbridge County, Virginia, Will Book, Vol. 9 (1840-1843), p. 337-338, will of Robert Morrison, 1842; FHL microfilm 33,752, item 2.

Deeds
Rockbridge County, Virginia, Deeds, vol. O, page 405-407, Benjamin and Phebe Kirkpatrick to Robert Morrison Sr. and Robert Morrison Jun., 1825; FHL microfilm 33,768.

Rockbridge County, Virginia, Deeds, vol. P, page 457-459, Morrison to Morrison, 1828; FHL microfilm 33,768.

County History
Diehl, George West. *Old Oxford and Her Families.* Verona, Virginia: McClure Press, 1971. Pages 163-164.

Copyright © 2023 by Angela Packer McGhie, CG, FUGA.

References for Further Study

Board for Certification of Genealogists. *Genealogy Standards.* Second edition revised. Nashville, Tennessee: Ancestry, 2021.

Grundset, Eric. *Research in Virginia*, NGS Research in the States series. Arlington, VA: National Genealogical Society, 2007.

Jones, Thomas W. "Focused Versus Diffuse Research," *OnBoard* 17 (September 2011):17-18. Online at https://bcgcertification.org/skillbuilding-focused-versus-diffuse-research/

Jones, Thomas W. *Mastering Genealogical Documentation.* Arlington, Virginia: The National Genealogical Society, 2017.

Jones, Thomas W. *Mastering Genealogical Proof.* Arlington, Virginia: The National Genealogical Society, 2013.

Mills, Elizabeth Shown. *Evidence Explained: Citing History Sources from Artifacts to Cyberspace.* 3rd Edition. Baltimore, MD: Genealogical Publishing Co., 2015. Study chapter 1 on "Fundamentals of Evidence Analysis" and chapter 2 on "Fundamentals of Citation."

Mills, Elizabeth Shown. *Professional Genealogy: Preparation, Practice, and Standards*. Baltimore, MD: Genealogical Publishing Co., 2018.

Mills, Elizabeth Shown. "Quicksheet: Genealogical Problem Analysis: A Strategic Plan." Baltimore, MD: Genealogical Publishing Co., 2010.

Mills, Elizabeth Shown. "Quicksheet: The Historical Biographer's Guide to the Research Process." Baltimore, MD: Genealogical Publishing Co., 2012.

Rising, Marsha Hoffman. "The First Step: Analyzing the Problem and Planning a Strategy for Success." *The Family Tree Problem Solver*. Cincinnati, Ohio: Family Tree Books, 2019.

Copyright © 2023 by Angela Packer McGhie, CG, FUGA.

Carolina On My Mind: Researching in the Palmetto State
Cheri Hudson Passey

Rich in History but Poor in Records
Understanding South Carolina's History, Culture, and Research Strategies May Help to Overcome Record Loss and Find Answers

- A Brief History of SC
  Indigenous Peoples were the first to live in and work the land now known as South Carolina.
  Spanish Colonists failed to establish a colony after arriving in 1526
  Eight Lord Proprietors were granted land in "Carolina" in 1663.
  Early Colonists: the first settlement was at the mouth of the Ashley River. Charles Town was settled in 1670 and granted each male over 16 100 acres. Most of these early colonists were from England, but people from other European countries began to move into the state.
  Migration from States Northward. People from the 13 Colonies made their way to South Carolina for land opportunities.

- Ethnic Groups
  Native Americans-many indigenous tribes either died out, consolidated with other tribes, or were forced to move from their lands by the immigrants from other countries.
  English-many came from Barbados and other English colonies.
  Scots and Scots-Irish began immigrating to South Carolina as early as 1682. They came to Charleston or migrated south from northern states.
  French/ French Huguenots began coming to the low country in 1680.
  Germans -many came through Charleston beginning in the late 1700s and were given land in the upcountry as a buffer against the Native Americans.
  Dutch-a large group emigrated to South Carolina from New York in 1671.
  African American-first brought to the state in 1670. Many were from the British Plantations in the Caribbean.

- Record Jurisdictions
  Counties: The Lord Proprietors first established counties in 1682. These original counties were Berkley, Craven, Colleton, and Granville. By 1785 twenty counties had been formed. The county system ended in 1800 and became Districts.
  Parishes: The Act of 1708 allowed for the creation of ten parishes. These were electoral districts, recorded vital statistics, operated schools, cared for the poor and orphans, and provided doctors to those living within their boundaries. They were abolished in 1868 and returned to the County system, as did the Jurisdiction of Districts. It is essential to understand the changes in boundaries and jurisdiction titles during your research period.

- Geography
  Upcountry: the land in the upper part of the state. Also known as the backcountry, where more likely to be farmers.
  Midlands: As the name suggests, it lies in the middle of the state. The area became a center for factories, textile mills, and cotton and tobacco production.
  Pee Dee: in the northwest corner of the state. It is an agricultural area known for tobacco, cotton, soybeans, and timber.
  Lowcountry: the tidewater regions known for growing indigo and rice.

- Record Availability
  Vital: Birth and Death Records were not officially recorded until 1915. Marriage records began to be created by counties in 1911. In 1950, counties began sending copies to the state. Divorce was illegal until 1949. There was a short period when divorces could be granted from 1872-1878 for adultery or desertion.
  Census: records exist from 1870-1950 except for 1890. Some state census records were created. None of them cover the whole state. The 1869 state census recorded the names of the head of African American households by name. Non-Population Schedules include Agriculture, Defective, Mortality, Slave Owner, and Veterans. Others enumerated a few cities.
  Church: the official church in South Carolina was The Church of England, also known as the Anglican Church. It became the Protestant Episcopal Church and was divided into 26 Parishes. Later came the Huguenots, Quakers, Lutherans, and other denominations.
  Military -Records can be found of battles with Native Americans, The Revolutionary War, and the Civil War. Extant Civil War Pension Records are

located at the South Carolina Department of Archives and History. Those extant have been digitized and placed on the website.

Court: Records can be hit and miss. Many Court Houses were damaged or destroyed due to the Civil War. It is essential to check with each county to see what early records are available. Even if a county is burned, new records may have been recreated and refiled later.

Land: A state land area, the land was first granted by a headright or bounty and then bought and sold by Deeds or Conveyances as they were commonly called. The land was measured in Metes and Bounds, measuring the boundaries with chains and recording the direction and lengths of the property.

Immigration and Emigration: Information can be found in lists of early arrivals to the state and those who came in more modern times. Passenger, Naturalization, and other records can be found on Ancesty.com and FamilySearch.

Law: Legislative Petitions are indexed on the South Carolina Department of Archives and History Website. Statute Books can be found either on Google Books or Internet Archive.

Newspapers: South Carolina has begun a digitization project and has many currently online. The Early South Carolina Database has created an index for three of the largest newspapers published between 1732 to 1780. Commercial newspaper research sites have digitized other State, County, and City newspapers. These also include ethnic and religious papers. Some can be found for free on Chronicling America.

Tax Records: The 1733 Tax list survives but little else from the colonial period. Jury lists and voter registrations can prove to be a valuable substitute.

- Record Repositories
  Archives
  Court Houses
  Genealogical Societies
  Historical Societies
  Libraries
  Museums
  For a comprehensive list, see Sciway.net/Archives

- Research Strategies

  Understand the History-from a proprietary colony to reconstruction to today
  Learn about Geographical Regions-know the differences between life in the Low Country vs. those in the Up County inland communities.
  Missing Records-When records don't exist, look for record substitutes and use record analysis skills to combine indirect evidence for answers.
  Plat the Neighborhood-Look for clues in land records and neighborhoods.
  Get to Know the Community-researching the fan club (friends, associates, and neighbors) is often the key to finding information.
  Go Local: Many records will never be digitized and can only be found locally. Look for hanging files, books written by locals and ask to speak to a local history expert.
  Correlation and Analysis: With missing records and documents that were never created.

  South Carolina can be a complex state to research. Answers often come from putting together the puzzle using indirect evidence.

Resources:

South Carolina Department of Archives and History/History and Genealogy

South Carolina SciWay

South Carolina SciWay Genealogy Records

South Carolina Online Records

South Caroliniana Library

South Caroliniana Library Digital Collections

South Carolina Genealogy Trails

South Carolina Historical Society

Camden Archives and Museum

Charleston Public Library

Richland County Public Library-Walker Local and Family History Center

Avery Research Center for African American History and Culture: Genealogy

Low Country Africana

SC Gen Web Project

FamilySearch Wiki-South Carolina

South Carolina Boundary Changes

South Carolina Digital Public Library

Cyndi's List-South Carolina

Historical Newspapers of South Carolina

ESCN Database-Internet Archive Wayback Machine

South Carolina History and Culture

SC Gen Web Project

South Carolina Electronic Records Archive

The Old Palmetto State South Carolina Genealogy and History

Books and Magazines:

NGS State Guides: Research in South Carolina

South Carolina Books by Brent Holcomb

The South Carolina Magazine of Ancestral Research (SCMAR)

The South Carolina Historical and Genealogical Magazine

Edgar, Walter B. *South Carolina: A History*. Univ. of South Carolina Press, 1999.

Edgar, Walter B., et al. *A South Carolina Chronology*. The University of South Carolina Press, 2020.

He Wasn't a Captain! Strategies to Correct Myths and Mistakes Using Modern Methods

Megan Clark Young
MACY's Genealogy
meganyoung@macysgenealogy.com

Genealogists frequently encounter myths and mistakes during research, often without even realizing it. In the digital age, it is especially easy for incorrect information to proliferate. From conflated records for same-named people to records created intentionally to mislead, responsible genealogists must do their best to identify incorrect information and set the record straight.

Where You Might Encounter a Myth or Mistake

A myth or mistake may exist in even the most reliable record type. No class or category is immune. Some of the most common sources that are prone to include incorrect or inaccurate information are:

- County History Books
- Published Family Histories
- Family Trees
- Family Documents
- Lineage Society Applications/Ancestor Databases
- Vital Records

How to Identify a Myth or Mistake



Apply the Genealogical Proof Standard.[1]

- Did you come to the same conclusion based on a review of the sources and their reliability?
  - *Wait, what sources!?!* If there are no sources, proceed with caution. You will likely not be able to answer the remaining questions.

1. Board for Certification of Genealogists, *Genealogy Standards*, 2nd ed. (Nashville, Tenn.: Ancestry Imprint, Turner Publishing Co., 2019), 1-3.

© 2023 Megan Clark Young. All Rights Reserved.

All URLs valid on 28 February 2023

- Did the past researcher or writer conduct reasonably exhaustive research?
- Did they understand the records and the context in which they were created?
- Did they analyze and correlate evidence from a variety of reliable sources?
- Did they resolve conflicting information?

Applying the GPS to past research can identify incorrect information, and even identify where an earlier researcher or author went wrong. If you can't answer 'yes' to all the above questions, you may be dealing with a myth or mistake.

Correcting Myths and Mistakes:

Use the available information as a finding aid to conduct your own fresh research. Prioritize original records with primary information. Identify when sources are not independent. Analyze and correlate. Document your sources. Confirm and/or rule out previously stated information. Resolve conflicts. Keep an open mind during the process.

Finally, if you're going to attempt to correct a myth or mistake, you need proof that you can share with others.

In the simplest terms, proof = a sound written conclusion based on your research. This may vary based on complexity:

- Proof statement
- Proof summary
- Proof argument

Writing Your Proof:

Regardless of the complexity of what you are trying to correct, you must clearly communicate your findings and your sources.

It should go without saying, but proofs written with correction in mind should focus on the sources and information. They should not criticize the prior author or researcher.

With some persistent myths, it may be appropriate to communicate what prior information you found to be incorrect, and why.

Your final product may take the form of a biographical sketch, a case study, or family narrative.

© 2023 Megan Clark Young. All Rights Reserved.

All URLs valid on 28 February 2023

Ideas to Share Your Proof:

How you share your information will likely depend on where the incorrect information is found.

- Upload and attach your proof to the appropriate people on your online family trees.
  - Be sure to include your name and contact information or username on the document.
  - Think of your proof in terms of Search Engine Optimization (SEO). Include relevant search terms in your title, like the subject's name, location, or date of birth. That will help your document appear in relevant search results.

- Post it to your own blog or website.
  - Some family tree software includes a website.
  - Create a free Google webpage.

- Store your proof on the cloud (like Google Drive or DropBox). Make it shareable to anyone who has the link.
  - Post your link to appropriate Facebook groups or pages. Think about county historical or genealogical groups.
  - Include your link with a nice message to those with the incorrect information in their tree.
    - This has worked well for me: *Hi there! I see we both descend from James Clark who died in Mercersburg, PA in 1821. I've researched him quite a bit, and it turns out he wasn't a captain during the Revolutionary War. I've written my findings, which you can review here. And of course, if you have any information or sources that I'm missing, I'd love to learn more!*

- Post a book review for authored works. Again, think in terms of SEO. Include search terms in your review. Keep these brief and factual.
  - Good Reads (you can share your review to your Facebook or your blog too).
  - Amazon, even if you did not purchase a book there.
  - Google the book title, and then select 'Book Reviews.' Get ideas for where else you may write a review.

- Suggest an edit on FindAGrave.com. Send the contributor the link to your proof. They will likely correct the information if they have valid proof.

© 2023 Megan Clark Young. All Rights Reserved.

All URLs valid on 28 February 2023

- Mail a copy to relevant historical societies, genealogical societies, and/or local libraries that may have family file folders. Ask them to keep a copy with the relevant surname files.

- Apply to a lineage society. They will preserve your research, and will often make your research available to others. If you are unable to apply yourself, you can try to submit a correction. Two popular lineage societies that accept corrections for review are:
    - DAR Corrections and SAR Corrections

- "Donate" your research with the Allen County Public Library. They accept print or digital family information to share with library patrons.

- Publish
    - Newsletters or Journals
        - County, Regional and Family Associations are often seeking articles for newsletters or publications.
        - State Genealogical Associations
        - *NGSQ*
    - Book or eBook

Conclusion

Share your research by both a targeted and broad approach. Get your soundly researched and written proof directly to the people who are most likely to the perpetuate the same old myths and mistakes (people who share the same research subject as you). Also, share your information in as many mediums (especially digital) as possible. For better or worse, AI in the research field is not going away. Your proof might as well be included with other search results!

Resources

Bloom, Jeanne Larzalere. "Assumptions: The Traps and Snares of Genealogy." *NGS Magazine*, 47 (July–September 2021): 23–26.

Board for Certification of Genealogists. *Genealogy Standards*. Second edition. Nashville, Tennessee: Ancestry.com, an imprint of Turner Publishing Company, 2019.

Burroughs, Tony. "A Missed Notation: Opening a Pandora's Box." *NGS Magazine*, 47 (July–September 2021): 27–30.

Carmack, Sharon DeBartolo, CG®, "Family Legends and Myths: Watching Out for Red Flags," *Genealogy.com* (genealogy.com/articles/research/90_carmack.html).

Jones, Thomas W. *Mastering Genealogical Proof*. Special Publications of the National Genealogical Society. Arlington, VA: National Genealogical Society, 2013.

© 2023 Megan Clark Young. All Rights Reserved.

All URLs valid on 28 February 2023

Resolving Conflict:
A Key to Sound Genealogical Conclusions

Jennifer Zinck, CG® | jenzinck@gmail.com

Board for Certification of Genealogists® Skillbuilding Lecture
National Genealogical Society 2023 Family History Conference

#NGS2023GEN

The Genealogical Proof Standard consists of five interconnected components that together establish proof in genealogical conclusions. Only the fourth component of the Genealogical Proof Standard can sometimes be omitted: resolution of conflicts among evidence items. As long as there are conflicts, genealogists must address them to establish credible conclusions.

"Resolution of conflicting evidence substantiates the conclusion's credibility. (If conflicting evidence is not resolved, a credible conclusion is not possible.)"[1]

Recognizing Conflict

Merriam-Webster Dictionary defines conflict as a noun that can mean "competitive or opposing action of incompatibles." As a verb, conflict can mean "fail to be in agreement or accord."

Source: Merriam-Webster's Collegiate Dictionary, eleventh edition (Merriam-Webster: Springfield, Massachusetts), 261

Genealogy Standards, second edition revised, defines conflicting evidence as "evidence items that could not all be correct" and "the opposite of compatible evidence." Compatible evidence is defined as "evidence items that agree even if differing in detail."

Source: Board for Certification of Genealogists, *Genealogy Standards*, second edition revised (Nashville, Tennessee, 2021), 73-74. [Resource #1]

Objective: Recognize conflicts and determine whether the evidence is compatible.

All sources are current as of 15 February 2023.

[1] Board for Certification of Genealogists, *Genealogy Standards*, second edition revised (Nashville, Tennessee, 2021), 2. [Resource #1]

As genealogists correlate evidence, potential conflicts may appear. While all conflicts must be resolved in order to establish genealogical proof, it is first necessary to determine whether a conflict actually exists or whether the information is compatible.

Surnames: It was common for individuals and families to use variants of surnames, as spelling names a certain way was of "small importance."[2] There is a pervasive myth that people's names were "changed at Ellis Island" but there is no record of this ever happening since the manifests were completed at the port of departure.[3]

Example: One Collier family used several spelling variations of their surname, including Colier, Collyer, Colyer, and Collar. It is important to closely examine details and use available information to help determine if records document the same person using a name variant, thereby making it "compatible evidence" rather than a conflict.

> "Every man is privileged to spell his own name as he sees fit. But because you and perhaps your father and grandfather spelled the name a certain way, is no reason for being concerned to prove that your first American ancestor spelled it the same way. It is a matter of small importance whether he did or not, and our first American ancestors were too much occupied with serious matters to worry much about how their names were spelled." - Donald Lines Jacobus, *Genealogy as a Pastime and Profession*, 59. [Resource #4]

Middle names: Sometimes people did and still do interchange their first and middle names. Some people use their middle name as their "call name" and their legal name on formal documents. For example, someone with the name Charles Robert Smith might go by "Rob" or "Robert."

Nicknames: It is common for people to use nicknames, or names that are different than their legal or "given" name.

A woman by the name of Elizabeth may be known by several names, perhaps even depending on who is referring to her, their relationship to her, or the time in her life when they knew her. Elizabeth may have been called Libby as a child but later called Lizzie or Eliza,

[2] Jacobus, Donald Lines, *Genealogy as a Pastime and Profession* (Baltimore: Genealogical Publishing, 1968), 59. [Resource #4]
[3] "Passenger Search: Connect with Your Heritage," Statue of Liberty—Ellis Island Foundation, Inc., https://www.statueofliberty.org/discover/passenger-ship-search/, 2023, "A Note on Names."

Betsy, or another variation. It is important to recognize that some nicknames, for example "Mo," may be used for a variety of given names. [Resources #2 and #12]

People often used variations of a given name or surname used in their country of origin. A man by the name of Hans Heinrich Stief might have gone by Henry once he arrived in an English-speaking country. A man by the name of William O'Dooling might appear as the Latin variation Guilielmus Dooling in a church record.

Relationships: Careful consideration of each connection can help to reveal conflict. While it is not possible that Helen could have two biological mothers, it is possible that she may have had a mother who married multiple times and went by Ann McFarland, Ann Marr, Ann Dixon, and Ann Cooke at various times during her life. On the other hand, it is not possible that another person was Helen's biological mother if Ann was Helen's mother.

Locations: Genealogists sometimes find variant locations in the records of an individual. Sometimes, it is not possible for them both to be correct. Susan could not have been born in both New York and Boston. Other times the locations, although technically different, are compatible. Susan could have been born in both Massachusetts and Boston. Additionally, boundaries and placenames may change over time. [Resource #10]

Dates: Sometimes dates conflict although other evidence supports that the discrepant dates point to one unique research subject. In this case, genealogists rely on thorough analysis and correlation.

DNA Haplogroups: Sometimes two closely-related individuals who share Y-DNA or mitochondrial DNA (mtDNA) receive different haplogroup designations. This does not always represent a conflict and there are several reasons this might happen. Due to the limited SNP process used at 23andMe, a mother might have a haplogroup H result while her child returns an H2 result.[4] These are not conflicts, but compatible data. The son simply has a more refined result than the mother. A similar situation occurs when two closely-related men test at different marker levels. [Resource #3]

[4] "Haplogroup Different from Family Members," *23andMe* (https://customercare.23andme.com/hc/en-us/articles/212879967-Haplogroup-Different-From-Family-Members : 2022).

Addressing Conflict

Objective: Assemble, evaluate, and correlate evidence and implement strategies to resolve inconsistencies and form credible conclusions through the Genealogical Proof Standard.

What happens when all evidence cannot possibly be correct?

When genealogists gather data and the evidence is simple, no conflicts may exist. However, genealogists often encounter situations where evidence is partially or completely in conflict with other evidence.

Consider relevant questions!

- Is the discrepancy important and relevant to the research question?
- How reliable is the information? Who was the informant?
- Why was the record required? What can be inferred from this answer?
- Did the individual have a reason to intentionally provide inaccurate data? Be sure to consider the law in the time and place.
- What story does the correlated information tell? Would considering the evidence from another perspective tell the same story?

Lay it out!

- Identify evidence to support each side of the conflict.
- Use tools such as charts, diagrams, lists, and tables to demonstrate the reasoning utilized in the conflict resolution.

Genealogy Standards [Resource #1] throws a lifeline for problem-solving! The following standards mention conflict:



Standard 40 Evidence mining
Standard 44 Evidence reliability
Standard 47 Evidence correlation
Standard 48 Resolving evidence
Standard 49 Unresolved evidence inconsistences
Standard 50 Assembling conclusions from evidence
Standard 53 Extent of DNA evidence
Standard 55 Integrating DNA and documentary evidence
Standard 60 Selection of appropriate items
Standard 65 Content

"Once a genealogist resolves conflicting evidence, all remaining relevant evidence items are compatible with a single answer to the research question."

- *Genealogy Standards*, 28.

#NGS2023GEN

Conflict Resolution

> "If conflicting evidence is not resolved, a credible conclusion is not possible."
> - *Genealogy Standards*, 2.

The process of assembling evidence may reveal inconsistencies and the Genealogical Proof Standard tells us that credible solutions are not attainable without conflict resolution. Therefore, these conflicts must be addressed.

Resolve conflicting evidence when possible!

- Explain why evidence items supporting all but one of the outcomes can be set aside due to of lack of corroboration, quality of evidence, an explanation of why only one side of the conflict can be correct, or any combination of these three.
- If unable to resolve a conflict and therefore, unable to reach a credible conclusion, repeat the five-stage research and reasoning cycle until achieving proof. Sometimes, proof is not possible.

Mitigate the risk of inaccurate conclusions. Don't fall into a trap!

- Consider all alternative conclusions that can be possible. *Try to disprove the potential conclusions.*
- Do a bias self-check. *Is this what I wish happened or what really happened?*
- Evaluate assumptions. *Are they sound and logical or unsound?*
- Determine whether all intermediate and final conclusions have sound reasoning. *It can be easy to "write something off" but doing so without sound reasoning is risky.*

Solution scenarios: *No conflict or resolved conflict?*

- Direct evidence with **no conflict**
- Indirect evidence, negative evidence, or a combination with no direct evidence and **no conflict**.
- **Resolved conflicting** direct evidence
- **Resolved conflicting** direct and indirect or negative evidence
- **Resolved conflicting** indirect evidence, negative evidence, or a combination with no direct evidence.

Write it up!
It can be tempting to skip this important part of the process! Don't shortchange your research!

Resources

1. Board for Certification of Genealogists. *Genealogy Standards*. Second edition revised. Nashville: Ancestry, 2021.

2. Connecticut State Library. "A Listing of Some Nicknames Used in the 18th & 19th Centuries." https://ctstatelibrary.org/access-services/nicknames/ : 2013.

3. Estes, Roberta. "Haplogroup Matching: What it Does (and Doesn't) Mean." *DNA-Explained*. https://dna-explained.com/2021/02/03/haplogroup-matching-what-it-does-and-doesnt-mean/.

4. Henderson, Harold. "How to Handle Conflicting Evidence: A Six-Step Program." *Archives.com*. http://goo.gl/d9yYfm : 2013.

5. Jacobus, Donald Lines. *Genealogy as a Pastime and Profession*. Second edition revised. Baltimore: Genealogical Publishing, 1968.

6. Jones, Thomas W. *Mastering Genealogical Proof.* Arlington: National Genealogical Society, 2013. Particularly pages 15–16.

7. Jones, Thomas W. "Reasoning From Evidence." Elizabeth Shown Mills, ed. *Professional Genealogy: Preparation, Practice & Standards*. Baltimore: Genealogical Publishing, 2018. Particularly pages 282–89.

8. Rose, Christine. *Genealogical Proof Standard: Building a Solid Case.* Fourth edition revised. San Jose: CR Publications, 2014. Page 17.

9. Russell, Judy G. "When Worlds Collide: Resolving Conflicts in Genealogical Records." *Legacy Family Tree Webinars*. https://familytreewebinars.com/webinar/when-worlds-collide-resolving-conflicts-in-genealogical-records/ : 2016.

10. William M. Scholl Center for American History and Culture. "Atlas of Historical County Boundaries." *The Newberry*. https://digital.newberry.org/ahcb/ : 2012.

11. Wentling, Mark. "Five Wives & a Feather Bed: Using Indirect and Negative Evidence to Resolve Conflicting Evidence." *Legacy Family Tree Webinars*. https://familytreewebinars.com/webinar/five-wives-a-feather-bed-using-indirect-and-negative-evidence-to-resolve-conflicting-claims/: 2022.

12. Withycombe, Elizabeth Gidley. *The Oxford Dictionary of English Christian Names*. https://archive.org/details/oxforddictionary0000with/mode/2up : 1963.

"From This Day Forward"
Documenting Marriages of Enslaved and Emancipated Persons

Renate Yarborough Sanders

Introduction

Despite the fact that their marriages were not legally recognized before 1865, enslaved couples were uniting in matrimony and, in many cases, cohabitating as husband and wife, as evidenced by many extant documents created during and after the end of America's Civil War.

Historical Background

"Marriages" of enslaved persons had no legal basis or grounding since legislation during the colonial and antebellum periods prohibited marriages between bonded persons. In actuality, these relationships were "contubernium," or "quasi-marital," meaning relationships that are characterized by living together in an intimate setting, or that may be temporary, with "no civil rights, obligations, or protections" attached to them. (Goring, 307-308) Enslaved chattel were prohibited from entering into any legally enforceable civil contract. (Tennessee was the sole exception, being the only slave state that recognized people's right to marry and considered the marriages of slaves to be valid and legal, and their children legitimate.) Slave unions *were* recognized by enslavers in other states, though, as well as within the enslaved and larger communities. However, that recognition didn't stop enslaved couples from being separated or sold apart, nor did a couple's status as "married" prevent owners from requiring the husband and/or wife to mate with other enslaved persons or, indeed, with the master (or mistress) themselves. In this document, as well as in the accompanying presentation, these intimate and committed relationships of enslaved couples will be referred to as "marriages."

"Broad" or "abroad" marriages" were those that involved spouses from different plantations or properties. Not all enslavers allowed these arrangements, for fear that doing so would give their human property feelings of independence, and also that time would be lost from work obligations on the home property, as a result of permitting the couple time to visit one another. Though situations varied, typically the husband would be given a pass to visit the wife (usually at night). Any children of these marriages would be the property of the mother's owner, exclusively. In contrast, there were owners who only allowed unions between their own enslaved property – sometimes

putting the couples together themselves and not allowing the man or woman any choice in selecting a partner.

The Ceremony

Many enslaved couples had their unions sealed in formal ceremonies, sometimes performed by their owners or even by white or black clergy. Ceremonies took place in a variety of locations – outside on the home property, in the big house, or even at the enslaver's church. Sometimes, the couple was united without the participation of the enslaver, but a ceremony was held within the enslaved community, perhaps by a black preacher or leader. In other cases, no ceremony was held, but the couple simply became man and wife by statement or by moving in together with the master's permission.

"Jumping the Broom"

No matter where or how an enslaved marriage ceremony was performed, it often included a ritual referred to as "jumping the broom," as seen in Alex Haley's *Roots*, when Kunta Kinte and Belle seal their union in this way. Though this act is commonly thought to have originated in Africa, its origins, instead, are found in Europe where jumping the broom has been traced to indigenous wedding customs and was likely first introduced to enslaved blacks by their European-ancestored enslavers, in the 1800s. In this custom, the couple would typically join hands and hop, in unison, over a decorated broom that was laid before them.

Finding Evidence of Enslaved Marriages

Diligent, attentive researchers will find evidence of antebellum enslaved marriages in a variety of documents. Most common are manuscript collections (plantation journals, diaries, letters), estate and probate records, and church records.

Post-War Legitimization of Slave Marriages

With only a few exceptions, marital unions of the enslaved were illegitimate and held no legal standing, prior to the end of the Civil War. This posed a problem when, after Emancipation, hundreds of thousands of families across the rebel and border states were headed by cohabitating couples who, though "married" in name and feeling, had none of the civil rights or standing of a legally recognized union. Thanks to a large-scale effort by the Freedmen's Bureau, and legislation enacted by the states, these unions, along with the children produced by them, were legitimized and the couples given all the rights and benefits of a civil contract.

The registration of marriages conducted by the Freedmen's Bureau is based on an order from the Bureau Commissioner on Circular No. 5, dated May 30,1865. This order called for the Bureau to designate officers to record and preserve registrations of marriages in places where local statutes did not provide for the marriages of persons of color. The records include marriage registers and certificates from 1865-1868 and documentation of cohabitation that began prior to the end of slavery. Extant records from these registrations are housed at the National Archives, as part of Record Group 105, and can also be accessed online at FamilySearch, Ancestry.com, and a variety of other sources.

State Legislation and Cohabitation Records

After Emancipation, most of the former slave states addressed the issue of slave marriages, legislatively. Some of the states took a blanket approach, enacting laws that legitimized these marriages and the children thereof, therefore not creating individual documents for each couple. Other states enacted laws that required a formal registration of each couple with county officials. The records created to document marriages of the formerly enslaved are generally known as "Cohabitation Records."

Information recorded on cohabitation records varies from state to state, and even within each state. In some cases, genealogical information such as maiden names, names and ages of children, and even names, locations, and occupations of former enslavers will be recorded; in others, only the name of the bride/wife and groom/husband, along with the location the record was created will be noted. The records created can be of great value to researchers. Following, is an account of how this issue was handled in each of the former slave states. Exact wording from state statutes or from the Freedmen's Bureau is *italicized*.

Alabama – *Alabama State Law - Section 1: Be it ordained by the people of the State of Alabama in convention assembled, That all marriages between freedmen and freedwomen, whether in a state of slavery or since their emancipation, heretofore solemnized by any one acting or officiating as a minister, or any one claiming to exercise the right to solemnize the rites of matrimony, whether bond or free, are hereby ratified and made valid, provided the parties are now living together as man and wife; and in all cases of freedmen and freedwomen who are now living together recognizing each other as man and wife, be it ordained that the same are hereby declared to be man and wife, and bound by the legal obligation of such relationship.*

Arkansas – Initially, the Arkansas Field Office of the Freedmen's Bureau was ordered *"to keep and preserve a record of marriages of freed people, and by whom the ceremony was*

performed." Later, the Arkansas General Assembly legalized ex-slave marriages and required that a record of these marriages be kept by county clerks.

District of Columbia – In Washington, D.C., the Freedmen's Bureau established an office of the Superintendent of Marriages. This office advised Freedmen who had considered themselves married prior to Emancipation that they were now man and wife and that their children were legitimate, in compliance with the July 25, 1866 Act of Congress (14 Stat 236).

Florida – The states of Florida, Georgia, and South Carolina were all initially under the jurisdiction of the South Carolina Freedmen's Bureau offices where, in summer of 1865, a set of "marriage rules" was developed, which defined the responsibilities of former slave couples, who could marry them (or solemnize their marriages), the rights of wives and children, and more. Each of these states then passed independent legislation, legalizing the marriages of freed persons, that basically mimicked the wording of the "rules" from the Bureau. The state of Florida passed several iterations of laws regarding the legitimization of former slave marriages, first requiring cohabitating couples who wished to remain together as husband and wife to be married before a "legally authorized" marriage officiant, then, after additional revisions, passing The Act of 1899, which retroactively validated slave marriages that existed prior to 1866.

Georgia – The approach taken by the state of Georgia was somewhat unusual: *State Law (No. 252) An Act to prescribe and regulate the relation of Husband and Wife between persons of color. 5. Sec. 1. That persons of color, now living together as husband and wife, are hereby declared to sustain that legal relation to each other, unless a man shall have two or more reputed wives, or a woman two or more reputed husbands.* The legislation went on to order that in such case, the man or woman with more than one reputed spouse was required to choose one with whom to have a marriage ceremony. If they refused to do so, he or she would be prosecuted for fornication and/or adultery and punished accordingly.

Kentucky – No state legislation was enacted. Two records from the Freedmen's Bureau are extant and available online. Marriage licenses and certificates for 8 subdistricts, spanning the years 1866-1868, can be found in the records of subdistrict field offices online.

Mississippi - *Sec. 3 Be it further enacted, that all freedmen, free negroes and mulattoes, who do now and have heretofore lived and cohabited together as husband and wife shall be taken and held in law as legally married, and the issue shall be taken and held as legitimate for all purposes.*

Missouri – An Act passed by the state General Assembly, in May 1865, required that all previously enslaved persons of color cohabitating as man and wife were to appear before an authorized marriage official to be legally wed. Parents could submit the names of their children to have them legitimized. Failure to comply within 12 months would result in criminal prosecution.

North Carolina – In March 1866, an Act was passed by the North Carolina General Assembly stating that Justices of the Peace collect and create records of the cohabitation of formerly enslaved couples, in order to ratify their state of marriage. The Clerk of the County Court was to receive twenty-five cents for each entry recorded. A deadline of September 1866 was initially set for former slaves to comply and not doing so would be a misdemeanor; however, the compliance deadline was extended until January 1, 1868. This mandate has resulted in North Carolina having extant cohabitation records from 55 of its 100 counties. These documents are available online as well as in Barnetta McGhee White's book, "*Somebody Knows My Name: Marriages of Freed People in North Carolina County by County.*"

South Carolina – Similar to the law enacted in Georgia, South Carolina law was more focused on bigamous relationships, and required persons with more than one reputed husband or wife to select one and participate in an official marriage ceremony. The children of these marriages were then deemed legitimate.

Tennessee – Formerly enslaved persons living together as husband and wife were declared to be so, and their children legitimate and entitled to an inheritance.

Texas – All persons who had lived together prior to Emancipation, and who continued to do so until the death of one of the spouses were considered to have been legally married, and their children legitimate.

Virginia – Couples who had been living as husband and wife were recognized as such, and their children considered legitimate. Virginia Code: Section 16, "Registers of Marriages of Colored Persons taken by Officers of the United States to be Preserved" recognized the value of records collected by United States authorities (i.e. The Freedmen's Bureau) and ordered that the Governor obtain copies or originals of these documents and deposit them with the clerks of the county courts for safe keeping. Though only a few of these records have survived at the county level, originals from many Virginia counties are found among the now-digitized records of the Freedmen's Bureau.

Finding the Records

To find records related to the legitimization of enslaved marriages, researchers must be diligent and exhaustive in searching. Some locations have extant records at the county level, while others might be found among the extensive records of the Freedmen's Bureau, housed at the National Archives and Records Administration (NARA), in Washington DC, but available, digitally, from an ever-increasing number of internet sources. As explained, above, not every state required specific action to be taken by couples, therefore no individual records were created and legitimacy must be assumed, based on the timing and wording of the laws of those states.

Summary

Although marriages of enslaved persons had no legal standing in most states during the antebellum years, they did occur, formally or informally, and these unions were recognized throughout enslaved and slave-owning communities. Of benefit to researchers are the records created, not only by these unions, but by the post-Civil War efforts made to legitimize them.

Sources:

Goring, Darlene, "The History of Slave Marriage in the United States" (2006). Journal Articles. 262. digitalcommons.law.lsu.edu/faculty_scholarship/262

Stewart, D. M. (2021, November 2). *The wedding tradition of jumping the broom didn't actually derive from Africa*. Oprah Daily. oprahdaily.com/life/relationships-love/a35992704/jumping-the-broom-wedding-tradition-history-origins/

United States Freedmen's Bureau Marriages - FamilySearch Historical Records. (2023, February 13). familysearch.org/en/wiki/United_States_Freedmen

Washington, R. (n.d.). *Sealing the sacred bonds of holy matrimony*. National Archives and Records Administration. https://www.archives.gov/publications/prologue/2005/spring/freedman-marriage-recs.html

White, Barnetta McGhee comp. Somebody Knows My Name: Marriages of Freed People in North Carolina County by County. 3 vols. Athens, Ga.: Iberian Publishing Co., 1995 FS Library 975.6 V2wb

Writer, S. (2015, May 11). *State ordered freed slaves to register marriages*. Columbia Daily Tribune. columbiatribune.com/story/lifestyle/around-town/2015/05/11/state-ordered-freed-slaves-to/21777482007/

Understanding SideView and Other Tools at AncestryDNA

Blaine T. Bettinger, Ph.D., J.D.
blainebettinger@gmail.com

There are many different tools that help genealogists work with their DNA test results. Some of those tools are provided by the testing companies, while other tools are created and provided by third parties. In this lecture we will examine some of the tools available at AncestryDNA.

Tool #1 - SideView

SideView is a new tool launched in 2022. The tool initially split a person's ethnicity into Side 1 and Side 2, and then evolved to divide a person's matches into Parent 1 and Parent 2, where side is maternal, and the other side is paternal.

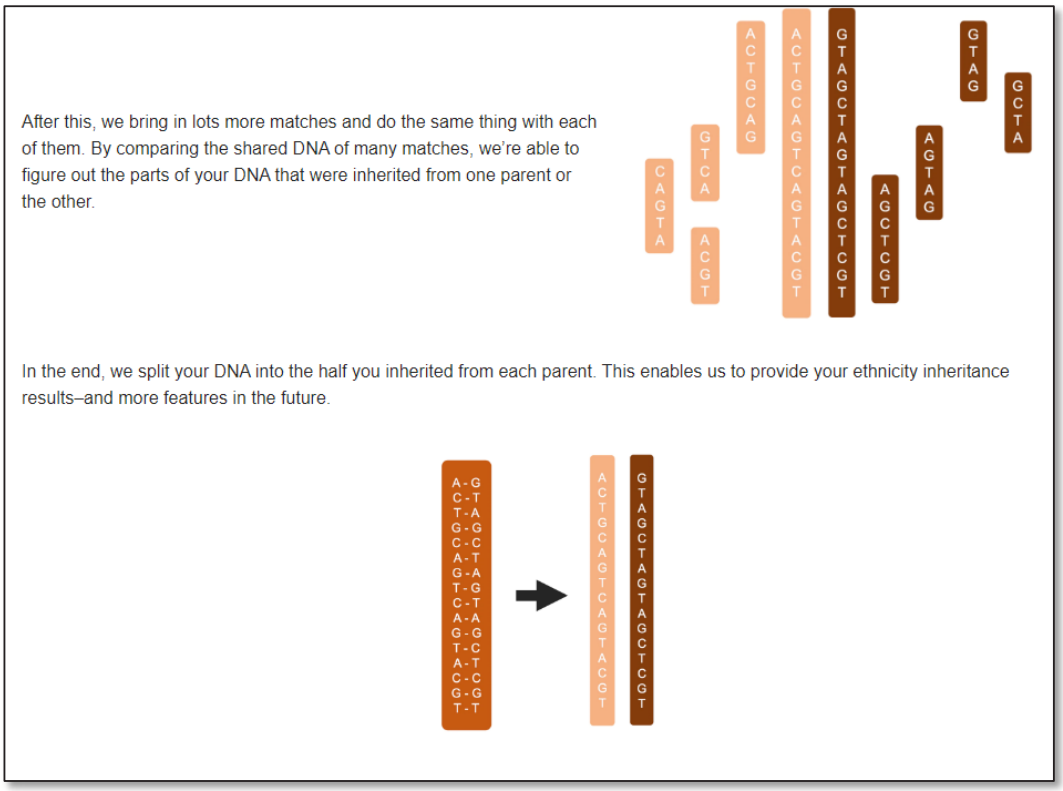

Source: https://support.ancestry.com/s/article/SideView-Technology?language=en_US

In addition to identifying "Parent 1" or "Parent 2" (or sometimes both!) as the source of the DNA of the match, the SideView tool also identifies surnames in the trees of the closest matches on each side:

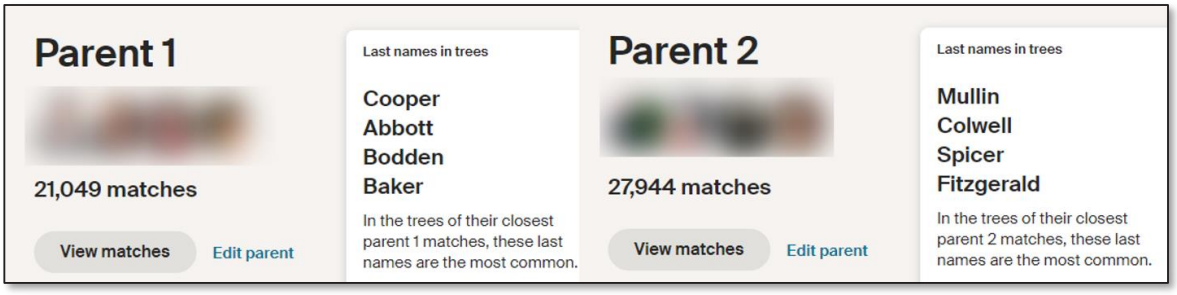

Note that the SideView tool is only processed periodically (at an unknown frequency), and thus new matches are NOT immediately processed with SideView. This results in new matches being identified as "unassigned."

In this lecture we will examine *how* SideView clusters matches into "Parent 1" and "Parent 2," and how we can take advantage of this for our research.

Tool #2 - ThruLines®

ThruLines are a tool available from AncestryDNA (https://www.ancestry.com/) which compares the trees of DNA matches to determine if there are any recent common ancestors shared in both trees. If there is a recent common ancestor shared in both trees, a ThruLine for that common ancestor may be created if all ThruLine requirements are satisfied.

Requirements for ThruLines:

1. Take an AncestryDNA test;
2. Link your DNA test to your family tree;
3. Make sure the tree is public or private & unsearchable. ThruLines will NOT work for private, unsearchable trees.

The most important limitations to remember for ThruLines is that: (1) there is no guarantee that the identified common ancestor is actually a common ancestor, or

responsible for that piece or pieces of DNA; (2) there is no guarantee that small shared segments are valid; (3) there is no guarantee that the shared DNA came from the identified common ancestor; and (4) there is no guarantee that any information about the identified common ancestor is correct. All of these issues must be dealt with before accepting the validity of the DNA evidence.

Tool #3 - The TIMBER Algorithm

"TIMBER" is the name given to an algorithm that downweights segments that are unusually overshared within population, relative to the typical sharing of segments within that population. The TIMBER algorithm identifies a segment shared between two DNA test-takers as being overshared, and reduces the size (i.e., "downweights") of the segment as a consequence of that sharing.

From the AncestryDNA White Paper (see Resources, below):

> **4. Adjusting IBD for relationship estimation**
>
> **4.1. Motivation**
>
> IBD detected between two genotype samples can be used to estimate a pedigree relationship because more closely related people have, on average, more DNA that is IBD. To improve the accuracy of this estimate, we first apply a simple algorithm that de-emphasizes the evidence from detected IBD (see section 3) that is less likely to be informative of close relationships. We call this algorithm "Timber."

The theory or motivation behind TIMBER is to identify and downweight ("reduce the importance of" or "de-emphasize[] the evidence from [a] detected IBD" segment) these unusually overshared segments is that these segments are almost certainly representative of a biogeographical region or background rather than recent shared ancestry.

For example, if I typically share regions of my DNA with about 50 other people in the AncestryDNA database (not an actual known number, rather just an example), and suddenly I share Region ABC of my DNA with 500 other people in the database, this suggests that Region ABC is widely prevalent within the population from which that segment comes. If a segment is widely prevalent within a population, that means I could have inherited from any of a number of different ancestral lines, and my ability to identify which line is severely limited.

The following is a graphical display of this unusual sharing, also called a "pile-up":

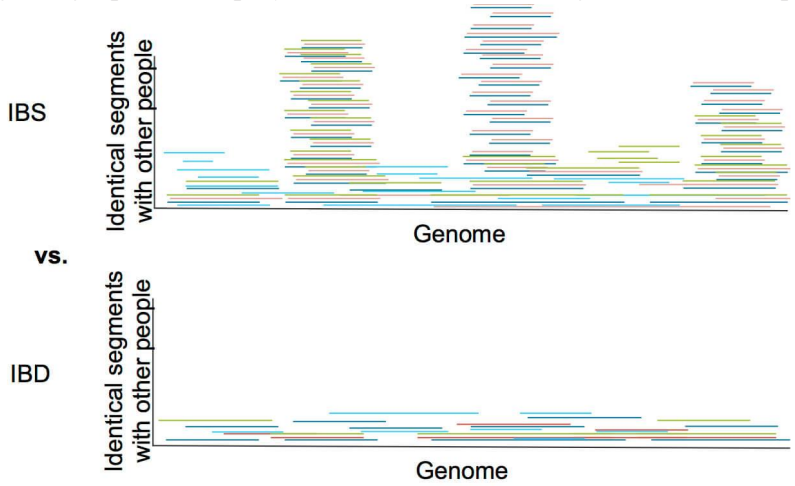

Source: https://blogs.ancestry.com/techroots/the-dna-matching-research-and-development-life-cycle/

AncestryDNA identifies these "pile-ups," which are different for different populations (and thus there is no specific 'guide' or specific 'locations' for all populations), and downweights the segment. The following is a graphic showing the typical size of the processed segments, ***before*** they are downweighted by the TIMBER algorithm:

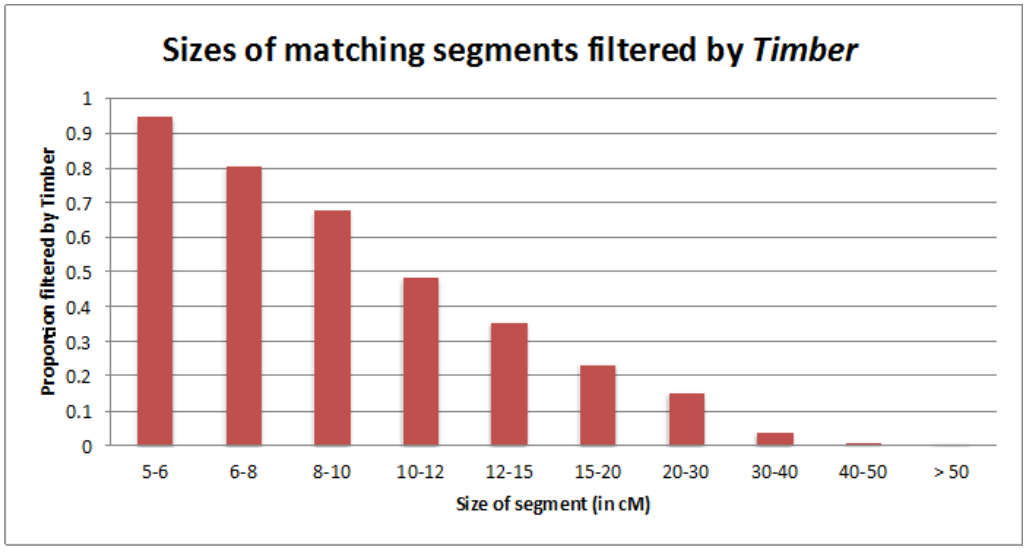

Source: https://www.ancestry.com/corporate/blog/filtering-dna-matches-at-ancestrydna-with-timber/

#NGS2023GEN

NOTE: the graphic above was created before AncestryDNA raised the matching threshold to a minimum of 8 cM.

Resources

AncestryDNA. "Ancestry DNA Matching White Paper," 2020. See Section 4. Adjusting IBD for relationship estimation.

AncestryDNA. "AncestryDNA® ThruLines®."

AncestryDNA. "How SideView™ Technology Splits Your DNA Results by Parent."

Bartlett, Jim. "Pile-ups," *Segment-ology*, 7 October 2015.

Dyer, Nicole. "How to Evaluate an AncestryDNA Thrulines Hypothesis," *Family Locket*, 15 November 2020.

Granka, Julie. "The DNA matching research and development life cycle," *AncestryDNA*, 19 August 2014.

Granka, Julie. "Filtering DNA matches at AncestryDNA with Timber," *AncestryDNA*, 8 June 2015.

Kennett, Debbie. "Small segments and pile-ups - a visualization," *Cruwys news*, 22 January 2018.

Kennett, Debbie. "SideView: a new method for assigning matches and biogeographical ancestry to paternal and maternal sides at AncestryDNA," *Cruwys news*, 13 April 2022.

Larkin, Leah. "AncestryDNA's SideView Assigns Matches to Parent Sides," *The DNA Geek*, 5 October 2022.

LegacyTree Genealogists. "Using AncestryDNA's ThruLines to Further Your Genealogy Research," *LegacyTree Blog*, 2019.

Morton, Sunny Jane. "AncestryDNA ThruLines Overview and Features." *FamilyTree Magazine*.

O'Brien, Margaret. "How Do Ancestry Thrulines Work (A Tutorial)," *Data Mining DNA*, 2020.

Wetsman, Nicole. "Ancestry will tell users which side of the family their matches come from," *The Verge*, 26 September 2022.

Who Are You Made Of? "What is Unweighted Shared DNA on Ancestry?" 2021.

Wirthlin, Robin. "AncestryDNA SideView™," *Family Locket*, 29 May 2022.

Revolutionary War Records in the Library of Virginia: Part Two

Bevin Creel; National Society Daughters of the American Revolution;
bcreel@dar.org; © 2023, all rights reserved

Continuation of Part One; Also, an exposition of genealogically significant records in LVA, generated on account of the Revolution, but of a non-military nature

I. Introduction

II. Records Related to Military Entitlements

A. Approved Bounty Land Claims

Virginia offered bounty land to its Continental and State Line soldiers who met certain criteria. Militia soldiers were not entitled. For an excellent introduction, see Christine Rose, *Military Bounty Land: 1776-1855* (San Jose: CR Publications, 2011), 23-38.

i. Applications (Accession 41429, 19 feet). The application files contain records proving claimed military service. These are digitized at virginiamemory.com, "Revolutionary War Bounty Land Claims." The Governor's Office was responsible for the review of applications.

ii. Certificates (Call number LOI 86, 28 feet, also on 38 microfilm reels). In cases of qualifying military service, the Governor's Office issued a certificate which, in turn, authorized the issuance of a warrant for survey of the land. Just under 10,000 certificates were issued. Arranged alphabetically, the files often include documentation proving claims other than military service (e.g., heirship). As noted above, the records are microfilmed. However, they are not digitized. Please note that copies of the certificates were compiled into volumes, but without the accompanying documentation. These volumes are in LOI 89 and have been digitized. Many researchers make the unfortunate "mistake" of checking LOI 89 without also checking the corresponding entry in LOI 86. The certificates, like the subsequent warrants, were often assigned.

iii. Warrants. Virginia did not issue warrants. These are in the National Archives in Washington (Archives I).

B. Rejected Bounty Land Claims (Accession 41986, 7.2 feet)

Claims that did not meet the criteria established by law, or which were fraudulent, are in this series. These claims are abstracted in William Lindsay Hopkins, *Virginia Revolutionary War Land Grant Claims: 1783-1850 (Rejected)* (Richmond: Gen-N-Dex, 1988).

C. Anderson-Latham Collection (Accession 23634, 4.7 feet)

Richard Clough Anderson was Surveyor of lands for which bounty was issued, in Kentucky and Ohio. He served until 1819, after which he was replaced by Allen Latham. The collection concerns claims (valid or not) to these lands. The collection is divided into several series: Richard C. Anderson Correspondence, Allen Latham Correspondence, Warrants, Surveys, Subject Files, Joseph Kerr Papers [Kerr was Deputy Surveyor], and Oversized. The two correspondence series are especially research-worthy, and consist of five boxes, arranged chronologically. An unpublished loose-leaf index to the correspondence, prepared by Mary McCampbell Bell, is in accession 23634.

D. State Pensions (APA 230, 7 feet)

Virginia began awarding state pensions for Revolutionary War service in 1777. These should not be confused with pensions awarded by the federal government. The state pensions are digitized at virginiamemory.com, "Revolutionary War Virginia State Pensions"; and are also abstracted in Virginia Genealogical Society, *Virginia Revolutionary War State Pensions*, special publication no. 7 (Richmond: Virginia Genealogical Society, 1980).

E. Records Related to the Pursuance of Pensions

i. John K. Martin Records 1777-1907 (Call number 12, 18 feet). Martin was a prolific pension agent, based in Richmond. His files include much correspondence from individuals who believed that they were entitled to pensions and/or bounty land.

ii. Federal Pension Records, 1814-1842 (Auditor of Public Accounts, Call number APA 233, .70 feet). Correspondence to/from the Auditor concerning pension applications, both federal and state.

III. Records Related to Provisioning and Financing the Military

A. Certificates and Lists of the Clothier General (APA 201, 1 inch)

Most records show names of Continental Line officers and clothing they received for their men, but there are some lists showing all the men in a given company. Armand's elusive Legion has been partially reconstructed from these records.

B. Commissary Reports (No call number; Barcode 1055432)

A small number of reports of provisions, such as a magnificent 1779 victualing roll for the ship Tartar; However, most items are not Commissary related, including several muster and pay rolls, and lists of state pensioners from 1785 to 1804.

C. Provision Law of May 1780

Prior to May 1780, individuals whose property was lost or impressed in support of the Commonwealth's military forces had to present their claims directly to Virginia's Auditors in Williamsburg and Richmond. Those valid claims are documented in the Auditors' daybooks, addressed in Part One. The Provision Law of 1780 streamlined Virginia's procurement procedures, and also established a process by which citizens would be compensated. This process generated a mountain of records.

i. Impressed Property Claims Certificates (APA 241, 12.8 feet, main reels 18-35, alphabetical by locality)

Commissioners were appointed to impress property in each county and to issue certificates to each person for their losses. Family members and neighbors were often grouped together in the certificates. Berkeley County is noteworthy in this regard.

ii. Impressed Property Claims Court Booklets (APA 242, 8.5 feet, main reels 1-17, alphabetical by locality)

At a local claims court, the claimant presented their certificate(s) for review. If the claim was found to be valid, it was entered into a booklet, which was then forwarded to Richmond. These booklets are abstracted in Abercrombie and Slatten, *Virginia Revolutionary Publick Claims*, 3 vols, (Athens: Iberian Publishing Co, 1992). In nearly all instances, the claims court was simply the regular county court sitting for this specific purpose. As such, the information found in the booklets was often copied into the county court order books, as well.

iii. Commissioners' Books (APA 243, 5 volumes, main reels 36-37, chronological)

In Richmond, the office of the Auditors reviewed the claims as presented in the booklets (above) and, if approved, issued a warrant for payment. Until May 1783, these warrants were recorded in the Auditors' daybooks, previously mentioned. In May 1783, the House of Delegates appointed two special Commissioners to assist the Auditors in reviewing the claims. Their warrants authorizing payment were then recorded in separate books called the "Commissioners' Books."

iv. Lists of Rejected Claims (APA 240, 1 inch)

Arranged alphabetically by county, but only lists through Greensville County are extant. The vast majority of rejected claims were for lack of a certificate.

v. Impressed Property Claims Reaudited (APA 239, .35 feet)

Arranged alphabetically, these records include irregular claims, and claims that were initially rejected, but given a second auditing.

D. Impressed Property General Claims Approved (APA 238, .25 feet)

Certificates and other documents in support of irregular claims, including many not reviewed by county courts; Some claims for reimbursement were of a military nature.

E. Provision Law and Specific Tax (APA 640, 1.15 feet, alphabetical by county)

Most of these records relate to a 1779 act laying a tax, payable in commodities (wheat, etc.), to provide for "armaments" for defense of Virginia. Many (but not all) files include long lists of individuals and in what commodities they paid While the inventory title overstates the case, there are indeed *some* misc. records related to the Provision Law of May 1780. More numerous than records related to the Provision Law are records having nothing to do with either the Specific Tax or the Provision Law. Most records in this third category are lists of "regular" assessments, insolvents, etc. The following is a list of those counties whose files contain a significant number of records (* indicates a particularly rich file): Amherst, Augusta, Berkeley, Botetourt,* Brunswick, Buckingham, Caroline,* Charles City, Charlotte, Chesterfield, Culpeper, Elizabeth City, Fairfax, Fauquier, Frederick, Goochland, Hanover, Henry, James City, King & Queen, King William, Loudoun, Louisa,* Lunenburg, Mecklenburg, New Kent, Prince George, Richmond,* Shenandoah,* Southampton, Spotsylvania,* Surry, Warwick,* Westmoreland, Williamsburg (city), York.

F. Vouchers on Account: Correspondence, Orders and Receipts, 1779-1864 (APA 17, 3.15 feet, chronological)

Largely vouchers authorizing/requesting pay for (mostly) officers, requests for depreciation pay, etc., but also vouchers for reimbursement for supplies furnished; many random and unpredictable items, these records are an untapped gold mine.

IV. Records Related to Destruction, Disaffection, and "Loyalism"

A. Reports of Losses Sustained by the British (Accession 40909, .7 feet, alphabetical by locality, misc reels 5822-5824)

Includes these localities: Amelia Co, Appomattox River area, Cumberland Co, Gloucester Co, Goochland Co, Henrico Co and Richmond City, King George Co, King William Co, Lancaster Co, Lunenburg Co, Middlesex Co, Nansemond Co, New Kent Co, Norfolk Co, Northumberland Co, Portsmouth, Princess Anne Co, Prince George Co, Southampton Co, Surry Co, Sussex Co, Warwick Co, Williamsburg. A great many slaves are documented in these reports.

B. Claims in Norfolk (APA 235, .25 feet)

Records of the commissioners appointed to evaluate losses sustained by the burning of Norfolk in 1776, includes affidavits, depositions, lists, reports, etc.

C. Disaffection, Courts Martial, and Desertion

i. Disaffection

*County Court Order Books; microfilm, arranged by county
*Virginia Supreme Court of Appeals, Order Book 1, misc reel 3966
*Colonel William Preston Papers (APA 223, .45 feet)
*Executive Papers of Acting Governor David Jameson, "List of Refugees from Princess Anne and Norfolk Counties Confined for Treason," 29 Nov 1781, misc reel 2969

ii. Courts Martial and Desertion

*Accession 44288, List of Deserters from Lt Spencer's Militia Company, 1781
*Accession 36918, List of Deserters from Major Jones's Battalion of Militia, 1781
*Augusta County Court Martial Book (microfilm, arranged by county)
*Accomack County Military and Pension Records; barcode 0007431156
*Montgomery County Commonwealth Causes, barcode 1048926
*Fincastle & Montgomery Counties: Revolutionary War Records, 1775-1783, accession 24278, barcode 1118855
* Proceedings of Northumberland County Court Martial, Sept 1780, Call Number 44393

V. Miscellaneous Non-Military Records (Auditor of Public Accounts, RG 48)

A. General Contingent Fund, 1776-1859 (APA 139, 23.75 feet, chronological)

A catch-all group of records related to many kinds of payments related to the transaction of public business; Many records of men who rode express.

B. Lead Mines (APA 661, 1 inch, chronological)

Records related to the lead mines in Montgomery County; Now a somewhat well-known entry, of especial interest are the names of slaves condemned to work in the mines.

C. Public Rope Walk (APA 663, .55 feet, misc reel 655)

The Rope Walk was in Chesterfield County; Correspondence, accounts, and receipts related to persons who furnished hemp for the Rope Walk; Also records related to persons (including slaves and Black artisans) who worked at the Walk.

D. Impressed Property Computations and Memoranda (APA 237, .25 feet)

Names of slaves in public use; Lists of fraudulent claims; Lists of individuals who drove cattle; a small handful of documents proving military service.

VI. Conclusion

VII. Other Records Not Discussed

The following are a few records, not discussed in this presentation, but worthy of honorable mention.

APA 138: Aggregate Fund Orders and Vouchers (4 inches)
APA 226: Recruitment of State Troops for the U.S. Army (2 inches)
APA 227: List of Classes in Culpeper County (1 volume)
APA 228: List of Recruits Raised in Lancaster County, 1781 (1 item)
APA 245: Deputy QM General Southern Department Accounts (1 inch)

Demystifying Virginia's Religious Landscape: Exploring Faith Communities and their Records

W. Samuel Williams, MDIV
The Orthodox Genealogist, LLC
Bound Brook, New Jersey

orthodoxgenealogist@gmail.com
Blog: orthodoxgenealogist.blogspot.com
Facebook: facebook.com/OrthodoxGenealogist

Religious freedom in Virginia created diversity and records. Discover denominational "genealogy" in Virginia and how to find ancestors in their records.

Development of main religious groups in Virginia

- Church of England – Episcopal Church
  - Established Church
  - Creation of the Episcopal Church
  - Virginia Statute of Religious Freedom – 1785
- Baptists
- Methodists
- The Society of Friends – Quakers
- Presbyterians
- Roman Catholics

Christian denominations, pre-denominations, and non-denominations

- What is a denomination?
- Pre-denominational Churches
- Non-denominational?
- Newer religious movements

African American faith communities

- Worship before 1865
- AME, CME, Pentecostalism, and Holiness churches
- Roman Catholic outreach
  - St. Frances de Sales School, St. Emma Military Academy – Powhatan
  - St. Katherine Drexel
  - Norfolk and the Underground Railroad
- Records at the Library of Virginia and Virginia Historical Society

Jewish groups and categories

- Historic Jewish communities
- Jewish records

How to discover where your ancestor may have worshiped

- Religious clues in secular records
    - Clergy performing marriages
    - Clergy licenses
- Finding faith communities in directories, deeds, and maps
- Browsing Church records in FamilySearch by location

Classic and unusual religious records - rites, law, and licenses

- Baptisms, marriages, deaths
    - Certificates and registers
- Vestry Books
- Clergy Registers
- Baptist records at the Virginia Baptist Historical Society

How immigration and assimilation affect religious identity

- German Lutherans
- Greek Orthodox Christians
- Roman Catholic groups
- Muslims in Virginia

Resources

- "Collections," *Virginia Baptist Historical Society* (baptistheritage.org/collections/ : accessed 28 February 2023).
    - Located in Boatwright Memorial Library at the University of Richmond.
    - Church and Association Records from over 500 congregations from 1762.
    - Manuscripts & Personal Papers, Biographical Files, Local church histories, The Religious Herald (from 1828) – weekly periodical, Art & Artifacts
- Virginia Historical Society, "Guide to African American Manuscripts In the Collection of the Virginia Historical Society," *Virginia Museum of History & Culture* (virginiahistory.org/sites/default/files/uploads/AAG.pdf : accessed 28 February 2023).
    - Collection includes church and clergy records.

© W. Samuel Williams, The Orthodox Genealogist, LLC
Connecting Families – Encountering Ancestors

"Many Arrive – Early Migration In, Across, and Out of North Carolina"

By Diane L. Richard

Introduction

Many individuals and families migrated into North Carolina, especially in the colonial and pre-Civil War period. Depending on who was immigrating and when, different locales in North Carolina were hot spots for emigrants from abroad either directly or via Virginia, South Carolina, Pennsylvania and beyond. As the state developed, resources were depleted, productive land was becoming scarcer; settlers considered it to be getting too crowded; and we see a pattern of westward migration. This migration often did not stop at the state borders. Many families spent a few years, one or several generations in North Carolina, often hopscotching across the state, east to west, before migrating to adjoining states and beyond. Let's explore these years of migrating North Carolinians – the history of the times and the documentary trail left behind.

Bibliography (Important Concepts)

COUNTY FORMATION

- North Carolina County Development, via State Library of North Carolina, https://www.ncpedia.org/sites/default/files//print_pdf/statelibrarync_county_development_handout.pdf
- *The Formation of the North Carolina Counties 1663-1943*, David Leroy Corbitt, Raleigh: Division of Archives & History, NC Dept. of Cultural Resources, 198. Available online, http://digital.ncdcr.gov/cdm/compoundobject/collection/p16062coll9/id/290103/rec/8
- NC County Formation Maps (slideshow) http://www.usgennet.org/usa/nc/state2/amap/ncf.html
- Summary table of County formation dates and parent counties, http://statelibrary.ncdcr.gov/ghl/resources/genealogy/nccounties.html
- NC Maps, http://www2.lib.unc.edu/dc/ncmaps/ -- more than 3,000 maps, late 1500s - 2000

IMPEDIMENTS TO INTERIOR TRAVEL

- *Fall Line*, http://ncpedia.org/fall-line
- *The Fall Line Road*, Beverly Whitaker, http://freepages.genealogy.rootsweb.ancestry.com/~gentutor/FallLine.pdf
- *Great Dismal Swamp*, http://ncpedia.org/great-dismal-swamp
- *Outer Banks*, http://ncpedia.org/outer-banks

Bibliography (Emigrants)

WELSH

- *The Welsh Settlers During the Royal Period (1729-1775)*, http://www.carolana.com/NC/Royal_Colony/nc_royal_colony_welsh.html
- *The Welsh in the Carolinas in the Eighteenth Century,* Lloyd Johnson, North American Journal of Welsh Studies, Vol. 4, 1 (Winter 2004)
- The Cape Fear Welsh Settlements, Footnotes, Duplin County Historical Foundation, November 1994, # 54
- *The Welsh Tract in North Carolina*, Catherine A. Elias, Clarendon Courier, 2002.
- *An Account of the Cape Fear Country, 1731*, Hugh Meredith, ed by Earl Gregg Swem, 1922, https://digital.lib.ecu.edu/17033#?c=0&m=0&s=0&cv=0&xywh=-762%2C-233%2C4522%2C4648

SWISS & PALATINE

- *Swiss and Palatine Settlers*, Donald E Collins, 2006 (NCpedia), http://ncpedia.org/swiss-and-palatine-settlers
- *Lists of Swiss Emigrants in the Eighteenth Century to the American Colonies, Volume 1,* Albert Bernhardt Faust, National Genealogical Society, 1920. *https://books.google.com/books?id=2aETAAAAYAAJ*
- Swiss Emigrants to the American Colonies, 1734-1744, via FindmyPast ($), database, https://search.findmypast.com/search-world-records/swiss-emigrants-to-the-american-colonies-1734-1744

MORAVIAN

- *Diary of a journey of Moravians,* http://www.learnnc.org/lp/editions/nchist-colonial/2033
- *History of the Moravians in North Carolina* (in Colonial and State Records of North Carolina, Volume 5, pages 1144-1163), http://docsouth.unc.edu/csr/index.html/document/csr05-0360

Copyright 2023 Diane L Richard aka Mosaic Research and Project Management, www.mosaicrpm.com

- *Records of the Moravians in North Carolina* (currently 13 volumes) (various authors) (various publication dates), https://moravianarchives.org/records-of-the-moravians-in-north-carolina/.

HIGHLAND SCOTS

- David Dobson Books (1) *Scottish Emigration to Colonial America, 1607-1785, (2) Directory of Scots in the Carolinas, 1680-1830, Volume 1 & Volume 2, and (3) Directory of Scots Banished to the American Plantations, 1650-1775* (1983)
- *The Highland Scots of North Carolina, 1732-1776*, Duane Meyer: UNC Press, 1987, https://www.familysearch.org/library/books/records/item/610893-the-highland-scots-of-north-carolina
- *From Caledonia to Carolina: The Highland Scots*, Kathryn Beach, http://www.learnnc.org/lp/editions/nchist-colonial/2032 [use Wayback Machine]

SCOTCH-IRISH

- *The Scots-Irish in North Carolina*, North Carolina Museum of History, 2009, http://www.ncdcr.gov/Portals/7/Collateral/database/nie09.scots.irish.pdf
- *The Migration of the Scotch-Irish from Ulster to Western North Carolina*, , http://digitalheritage.org/2011/12/the-migration-of-the-scotch-irish-from-ulster-to-western-north-carolina/
- [Book] *From Ulster to Carolina: The Migration of the Scotch-Irish to Southwestern North Carolina* – Illustrated, January 1, 1998 by H. Tyler Blethen & Curtis W. Wood
- Migration of the Scotch-Irish Fro Ulster to Western North Carolina, Digital Heritage.org
- The True Image – Gravestone Art and the Culture of Scotch Irish Settlers in the Pennsylvania and Carolina Backcountry, Daniel W. Patterson, 2012
- Notes about Scotch-Irish and German Settlers in Virginia and the Carolinas, William Lee Anderson III, 2009, http://www.elehistory.com/gen/ScotchIrish.pdf

QUAKERS (SOCIETY OF FRIENDS)

- *The Quaker Settlers During the Royal Period (1729 to 1775),* J. D. Lewis, https://www.carolana.com/NC/Royal_Colony/nc_royal_colony_quakers.html
- Quaker Collections, Hege Library, Guilford College, https://library.guilford.edu/c.php?g=815508&p=5819861
- Ancestry.com has two important databases:
- Encyclopedia of American Quaker Genealogy. Vol. I: (North Carolina Yearly Meeting) -- Hinshaws, https://search.ancestry.com/search/db.aspx?dbid=48129
- U.S., Quaker Meeting Records, 1681-1935, https://search.ancestry.com/search/db.aspx?dbid=2189
- The Quakers in the American Colonies, Rufus M. Jones, M.A., D. Litt., et al, MacMillan and Co., Lt, London, 1911, via Internet Archive, https://archive.org/details/quakersinamerica00joneuoft & via HathiTrust, https://catalog.hathitrust.org/Record/001593624 [Book III, The Quakers in the Southern Colonies]
- North Carolina Quakers in the Era of the American Revolution, Steven Jay White, 1981, Thesis, University of Tennessee, https://trace.tennessee.edu/cgi/viewcontent.cgi?referer=https://www.google.com/&httpsredir=1&article=2514&context=utk_gradthes
- North Carolina Quakers in the Era of the American Revolution, Steven Jay White, University of Tennessee-Knoxville, 1981, https://trace.tennessee.edu/utk_gradthes/1227/
- [NEW] QuakerMeetings.com – great info on when Quaker Meeting houses were created, merged, disbanded, etc.

FRENCH HUGUENOTS

- *Huguenots*, Carolyn Sparks Whittenburg & W. Keats Sparrow, 2006, http://ncpedia.org/huguenots
- *Carolana – The French Huguenots, J. D. Lewis,* http://www.carolana.com/Carolina/Settlement/french_huguenot_settlers.html
- *The French Huguenot Settlers During the Royal Period (1729 to 1775), J. D. Lewis, https://www.carolana.com/NC/Royal_Colony/nc_royal_colony_french_huguenots.html*
- North Carolina Huguenot Society Collection, 1939-2009, Manuscript Collection, #1011, East Carolina University, https://digital.lib.ecu.edu/special/ead/findingaids/1011/

Copyright 2023 Diane L Richard aka Mosaic Research and Project Management, www.mosaicrpm.com

- The Migration to Manakin Town, Daniel Ludington, https://digitaliconoclasm.files.wordpress.com/2010/12/manakin-revised.pdf

Geographic Context

- [Geographic] North Carolina Longleaf Coalition, https://www.nclongleaf.org/index.html
- [General] [Video] via Legacy Webinars – Context: A Powerful Tool for Problem Solving (a 2021 Reisinger Lecture), Elizabeth Shown Mills (October 2021), https://familytreewebinars.com/webinar/context-a-powerful-tool-for-problem-solving/

Bibliography (Passenger Lists & Naturalization)

- Ancestry.com ($) – Atlantic Ports Passener Lists, quite limited – included NC are: Beaufort (1865), Edenton (1820), New Bern (1820-1830, 1833, 1836, 1837, 1844, 1845, 1865), and Washington (1828-1831, 1836, 1837, 1848) & select 20th century ports and lists also., https://www.ancestry.com/search/collections/8758/
- Olive Tree Genealogy, Ships Passenger Lists, North Carolina (1774-1775), http://www.olivetreegenealogy.com/ships/tousa_nsc.shtml
- North Carolina Genealogical Research, George K. Schweitzer (1984) [out of print]
- North Caroina Naturalization Index, 1792-1863, by Betty J. Camin, via NC Digital Collections, https://digital.ncdcr.gov/digital/collection/p15012coll1/id/70378/

Native American

- J.D. Lewis, Caralana.com website, Native Americans – check out the maps and tribal information, https://www.carolana.com/Carolina/Native_Americans/
- Native Land, https://native-land.ca mapping platform illustrating indigenous populations in US/Canada and beyond.

Tuscarora

- Tuscarora Tribal History, https://tuscaroranationnc.com/tribal-history
- [video] Community Class Series; The Tuscarora War, NC Museum of History (Oct 2021), https://www.youtube.com/watch?v=wMii6rKV_Fo&list=PL2pN1beRTrtQYk7Z62gY6iBhWUEkoPwY3&index=5&t=10s&ab_channel=NCMuseumofHistory
- *The Tuscarora War, Indians, Settlers, and the Fight or the Carolina Colonies*, David La Vere.

Cherokee

- As Long as The Grass Shall Grow, A history of Cherokee land cessions and the formation of Buncombe County, ROD, 2021, https://tuscaroranationnc.com/tribal-history, https://storymaps.arcgis.com/stories/e9913eb717dc4e68aebe7a7c7d3f42c3/print

Bibliography (NCGS Webinars)

- German Settlement of North Carolina, Victor T. Jones, Jr., https://www.ncgenealogy.org/german-settlement-of-north-carolina/
- Learning More About the Families and records of The Moravian Church of North Carolina, J. Mark Lowe, CG, FUGA, https://www.ncgenealogy.org/learning-families-records-moravian-church-north-carolina-webinar/
- Quaker Records and Migration, Craig R. Scott, CG, FUGA, https://www.ncgenealogy.org/quaker-records-and-migration/
- Tarheels in Your Family Tree? Part 1, Helen F.M. Leary, CG (Emeritus), FASG, FNGS, https://www.ncgenealogy.org/tarheels-in-your-family-tree-part-1/ and Part 2, https://www.ncgenealogy.org/tarheels-in-your-family-tree-part-2/

Bibliography (Videos)

- NC Summer Series, Season 2, Episode 03 (Rescheduled) - They Came to North Carolina!, https://www.youtube.com/watch?v=LHIadUpKVmo&ab_channel=NCSummerSeries
- WNC History Lecture Series: Peter Koch on the Settlement of Western NC, https://www.youtube.com/watch?v=aWYBMwaFV-o&ab_channel=WNCHistoryattheSmith-McDowellHouseMuseum [focus is mostly on Ulster Scots, Scotch Irish etc.]
- Tar Heel History with Bryan Abrams [FYI -- does include some religious/bible references]. That said, great series on Tar/Turpentine, Naval Stores industry and related; a key early industry for NC,

Copyright 2023 Diane L Richard aka Mosaic Research and Project Management, www.mosaicrpm.com

https://www.youtube.com/channel/UCOBeritcfiRqL7Jxd7LBwdA

Bibliography (General)

Some additional resources that might interest you.

- *North Carolina Research: Genealogy and Local History. 2nd ed*. Helen F.M. Leary, Raleigh: North Carolina Genealogical Society, 1996
- *The Way We Lived in North Carolina*, editor Joe A Mobley, Chapel Hill: The University of North Carolina Press, 2003. There is a companion website, http://www.waywelivednc.com/. Maps are found here, https://waywelivednc.com/maps/historical/historical.htm.
- Population in the Colonial and Continental Periods, https://www2.census.gov/prod2/decennial/documents/00165897ch01.pdf
- An Introduction to North Carolina Maps, Jennifer Job, School of Education, UNC-Chapel Hill, via North Carolina Maps, https://web.lib.unc.edu/nc-maps/map_history_k12.php
- The Split -- One Colony Becomes Two, J. D. Lewis, https://www.carolana.com/Carolina/thesplit.html
- *Carolina Cradle: Settlement of the Northwest Carolina Frontier, 1747-1762*, Robert W. Ramsey, Chapel Hill: The University of North Carolina Press, 1964
- *North Carolina through Four Centuries,* William S. Powell, Chapel Hill: University of North Carolina Press, 1989
- *North Carolina Historical Review*, via JSTOR, https://www.jstor.org/journal/nortcarohistrevi [free membership; limited access]
- US Migration Trails and Roads, via FamilySearch, https://www.familysearch.org/wiki/en/US_Migration_Trails_and_Roads
- A Coat of Many Colors: Religion and Society along the Cape Fear River of North Carolina, Walter H. Conser Jr., University Press of Kentucky, 2006.
- *The Influence of Geography Upon Early North Carolina*, Cordelia Camp, Raleigh, N. C., Carolina Charter Tercentenary Commission, 1963, via Hathi Trust, https://catalog.hathitrust.org/Record/012189172
- *Ramblin' Man: Where Beginning Meets End* -- The fall line between the Piedmont and Coastal Plain is a geologic marvel that has shaped the lives of North Carolinians for centuries. So why has it been relegated to trivia question status? T. Edward Nickens, Our State, https://www.ourstate.com/ramblin-man-beginning-meets-end/
- [video] Defining Potential Migration Routes & Crucial Steps, J. Mark Lowe, https://vimeo.com/439026577/06835d3ef5
- Timelines created by the North Carolina Museum of History, including Seventeenth-Century North Carolina, Eighteenth-Century North Carolina, Nineteenth-Century North Carolina and many more! https://www.ncmuseumofhistory.org/learn/classroom/north-carolina-fast-facts-and-timelines
- FamilySearch has several informative Wiki pages regarding the various travel roads – Upper Road, https://www.familysearch.org/wiki/en/Upper_Road, Kings Highway, https://www.familysearch.org/wiki/en/King%27s_Highway, Great Valley Road, https://www.familysearch.org/wiki/en/Great_Valley_Road, Fall Line Road, https://www.familysearch.org/wiki/en/Fall_Line_Road; consult "Trails and Roads" to expand beyond main/earliest NC trails, https://www.familysearch.org/wiki/en/Category:US_Migration_Trails_and_Roads
- [YouTube] [historical context] The Naval store Industry in Florida, Barbara A. Clark, 2022, https://www.youtube.com/watch?v=GtPHJsn7-GI&ab_channel=CarrabelleHistoryMuseum
- Colonial America (including -- The Frontier and the Expansion of European Settlement), via Adam Matthew – makes available all 1,450 volumes of the CO 5 series from The National Archives, UK, covering the period 1606 to 1822, https://www.colonialamerica.amdigital.co.uk/ [can access with SLNC library card or check your local/state/university library for access]

Early Networks

- [YouTube] The Networks of Early NC History with Tom Magnuson, Orange County Historical Museum: (1) Part 1: First Contact 1524-1650, https://www.youtube.com/watch?v=wHmry-

Copyright 2023 Diane L Richard aka Mosaic Research and Project Management, www.mosaicrpm.com

NM2Fo&ab_channel=OrangeCountyHistoricalMuseum, (2) Part 2: Carolina's First Permanent European Settlement, 1650-1705, https://www.youtube.com/watch?v=Hjd3zDnbMXI&ab_channel=OrangeCountyHistoricalMuseum, (3) Part 3: Moving into the Backcountry, 1704-1754, https://www.youtube.com/watch?v=nDFpZt846ts&ab_channel=OrangeCountyHistoricalMuseum, (4) The Lasting Impacts of Carolina's Settlers, https://www.youtube.com/watch?v=vT9Kyz7C6s0.

- Trading Path Association [content source for the above 4 part series), http://tradingpath.org/

Western NC Focused

- Piedmont Trails, https://piedmonttrails.com/ & FB Page, https://www.facebook.com/PiedmontTrails
- [Book] *Pushing the Indians Out: Early Movers & Shakers in Western North Carolina (and Tennessee Territory)*, Charles R. Haller, Money Tree Imprints, 2014
- Early History of Western NC, http://ashevilleandbuncombecounty.blogspot.com/2010/02/early-history-of-western-north-carolina.html
- Visiting Our Past: early WNC land grants, Rob Neufeld, via Citizen Times, https://www.citizen-times.com/story/opinion/contributors/2014/05/04/visiting-past-early-wnc-land-grants/8697865/
- Digging deep into Western North Carolina's mining history, Paul Clark, Smokey Mountain Living, https://www.smliv.com/stories/digging-deep-into-western-north-carolinas-mining-history/
- North Carolina: The Golden State, Our State Magazine, https://www.ourstate.com/north-carolina-gold-rush/
- Road to Prosperity: The Buncombe Turnpike Blazed a Trail to Market for Drovers and Farmers and Helped Open the Mountains to Tourists, WNC Magazine, https://wncmagazine.com/feature/road_prosperity
- Speculation Lands Collection via UNCA, http://toto.lib.unca.edu/findingaids/mss/speculation_lands/context/historical_context.htm & http://toto.lib.unca.edu/findingaids/mss/speculation_lands/default.htm
- [book] *Pushing the Indians Out*, Charles R. Haller (2014)
- The Trail of Tears and the Forced Relocation of the Cherokee Nation (Teaching with Historic Places), NPS, https://www.nps.gov/articles/the-trail-of-tears-and-the-forced-relocation-of-the-cherokee-nation-teaching-with-historic-places.htm & Qualla Boundary, https://www.ncpedia.org/qualla-boundary
- The Trading Path and North Carolina, Rebecca Taft Fecher, *Journal of Backcountry Studies*, 2008, https://libjournal.uncg.edu/index.php/jbc/article/viewFile/26/15
- The Influence of Geography Upon Early North Carolina, Cordelia Camp, N.C. Carolina Charter Tercentenary Commission, 1963, https://archive.org/details/influenceofgeogr00camp
- [book] *The Western North Carolina Almanac*, Robert Beverley, 1993 – includes a helpful timeline relevant to WNC.

Virginia & Maryland Migration

- [YouTube] DAR Genealogy lecture Series: Ins and Outs of Virginia Migration, Barbara Vines Little, 2022, https://www.youtube.com/watch?v=K_JEixUlHWg&ab_channel=DaughtersoftheAmericanRevolutionNationalHeadquarters
- [books] *Marylanders to Carolina* and *More Marylanders to Carolina*, Migration of Marylanders to North Carolina and South Carolina Prior to 1800, Henry C. Peden, Jr.
- [thesis] Southern routes: Family Migration and the eighteenth-century southern backcountry, Creson S. Long, 2002, https://scholarworks.wm.edu/cgi/viewcontent.cgi?article=3202&context=etd - focuses on the mid-18th century migration to the backcountry south from Virginia

IMPORTANT NOTE: URLs change. Use Wayback Machine (Internet Archive) & web searches to related moved or moth-balled material mentioned in this handout.

Copyright 2023 Diane L Richard aka Mosaic Research and Project Management, www.mosaicrpm.com

NCPEDIA & ANCHOR

These resources provide great contextual information to our genealogy research. Here are a few articles relevant to this topic:

- Carolinas, Separation of, Robert J. Cain, 2006, https://www.ncpedia.org/carolinas-separation
- Buncombe Turnpike, https://www.ncpedia.org/buncombe-turnpike
- Cherokee Removal and the Trail of Tears, https://www.ncpedia.org/anchor/cherokee-removal-and-trail
- Early Settlement, David Goldfield, 2005, https://www.ncpedia.org/history/colonial/early-settlement
- Fall Line, Jim Fowlkes, 2006, https://www.ncpedia.org/fall-line
- German Settlers, https://www.ncpedia.org/german-settlers
- Great Wagon Road, R. Jackson Marshall III, 2006, https://www.ncpedia.org/great-wagon-road
- Huguenots, Huguenots, https://www.ncpedia.org/
- Immigrant Colonies, https://www.ncpedia.org/immigrant-colonies
- Immigration, https://www.ncpedia.org/immigration
- Indian Trading Paths, https://www.ncpedia.org/indian-trading-paths
- First Immigrants: Native American Settlement of North Carolina, https://www.ncpedia.org/history/early/native-settlement
- Mining, https://www.ncpedia.org/mining
- Naval Stores and the Longleaf Pine, https://www.ncpedia.org/anchor/naval-stores-and-longleaf & Naval Stores, https://www.ncpedia.org/naval-stores & Naval Stores Industry, https://northcarolinahistory.org/encyclopedia/naval-stores/
- North Carolina County Development Timeline Map, 1664-1911, Kelly Agan, 2014, https://www.ncpedia.org/north-carolina-county-development
- Ports and Harbors, David Stick and John Hairr, https://www.ncpedia.org/ports-and-harbors
- Quakers, https://www.ncpedia.org/quakers
- Scottish Settlers, Robert J. Cain, 2006, https://www.ncpedia.org/scottish-settlers
- Searching for Greener Pastures: Out-Migration in the 1800s, https://www.ncpedia.org/anchor/searching-greener-pastures
- Settlement of the Coastal Plain, 1650-1775, https://www.ncpedia.org/history/colonial/coastal-plain. See also Settlers of the Albermarle; Settlement of the Piedmont; and Settlement of the Mountain Region.
- Settlement of the Mountains, 1775-1838, https://www.ncpedia.org/history/1776-1860/mountain-settlement
- Searching for Greener Pastures: Out-Migration in the 1800s, https://www.ncpedia.org/anchor/searching-greener-pastures
- Swiss and Palatine Settlers, Donald E. Collins, 2006, https://www.ncpedia.org/swiss-and-palatine-settlers [related -- old LearnNC article, The Arrival of Swiss Immigrants, https://web.archive.org/web/20180206071229/http://www.learnnc.org/lp/editions/nchist-colonial/2049
- Tuscarora War, https://www.ncpedia.org/anchor/tuscarora-war
- Watauga Settlement, https://www.ncpedia.org/watauga-settlement

Copyright 2023 Diane L Richard aka Mosaic Research and Project Management, www.mosaicrpm.com

Applying Online Game Theory to the Levels of Genealogy: Understanding Your Game Achievements

Presented by: Suzanne L. Hoffman, Vice President

Sponsored by: The Association of Professional Genealogists (APG)

The Mission of APG is to support those engaged in the business of genealogy through advocacy, collaboration, education, and the promotion of high ethical standards.

Selected Bibliography

Allen, Paul B.. " The Gamification of Genealogy: Potential Impact on Participation in Family History." *RootsTech Conference 2011,* Extended Abstract (2011): 5 pp. fhtw.byu.edu/static/conf/2011/allen-gamification-fhtw2011.pdf.

Axe, Dustin. "Reaching the next Generation of Genealogists." *AmericanAncestors* 23, no. 4 (Winter 2023): 22-25.

Burri, Thomas. "Do Lawyers Knead the Dough? – How Law, Chaos, and Uncertainty Interact." *European Journal of Risk Regulation* 1, no. 4 (2010) 371-381. jstor.org/stable/24323067

Jackson, Gregory S. "A Game Theory of Evangelical Fiction." *Critical Inquiry* 39, no. 3 (2013): 451–85. doi.org/10.1086/670041.

Light, Jennifer. "Taking Games Seriously." *Technology and Culture* 49, no. 2 (2008): 347–75. doi.org/10.1353/tech.0.0007.

Prakash, Deepa, Klotz, Audie, Barkin, Samuel, Hoffmann, Matthew J., Duffy, Gavan, Tannenwald, Nina. "Should We Discard the "Qualitative" versus "Quantitative" Distinction?." *International Studies Review,* 9, no. 4 (Winter, 2007): 753-770. jstor.org/stable/4621881

Schlee, Gunther "Taking Sides and Constructing Identities: Reflections on Conflict Theory." *The Journal of the Royal Anthropological Institute,* 10, no. 1 (Mar 2004): 135-156. jstor.org/stable/3804101.

Schwartz, Robert F.. "Game Theory, the Prisoner's Dilemma, and the Book of Mormon." *BYU Studies Quarterly,* 52, no. 2 (2013): 67-112. jstor.org/stable/43039911.

Game Theory and Gamification are not typically linked within the same genre: one being of a scientific or theoretical model, and the other being a strategy to enhance participation and reward the participant. However, in the context of Genealogy there is a curious overlap that identifies an almost Game Theory-like rationalization to Genealogy itself and introduces ways in which to reward the researcher with self-defined rewards and gratifications as they step through the research process and mature in their capabilities.

Gamification is typically used in reference to a more youthful participant in an activity where everyone was rewarded as a participant or an inducement to participate was needed. In the case of genealogy, to ensure that we have multi-generational participants with goals and achievements for every participant of every level and sub-discipline, we make adjustments and create personalized rewards.

S359

Crista Cowan
Ancestry® Record Collections: Forty Billion and Counting

No Syllabus Provided. Take Notes.

S359

Crista Cowan
Ancestry® Record Collections: Forty Billion and Counting

No Syllabus Provided. Take Notes.

New NGS Online Course

Reading Old Handwriting

Learn to Read Old Handwriting

Reading old handwriting is an essential skill for genealogists but sometimes it can be challenging. This illustrated course explains the writing systems and styles used in the United States over the last three centuries. Students will improve skills as they complete hands-on exercises to practice reading different types of handwriting. Upon completion of the course, you will be equipped with techniques and nine strategies for reading handwritten documents encountered in your research.



Learn more at ngsgenealogy.org | 800-473-0060
Special rates for NGS Members

NGS Education. Build Your Skills. Build Your Family History.

©2021 NATIONAL GENEALOGICAL SOCIETY



Enjoy Conference Lectures

Online at Home

NATIONAL GENEALOGICAL SOCIETY 2023 FAMILY HISTORY CONFERENCE

You can join the excitement of the NGS Family History Conference in Richmond with Online at Home. Enjoy ten lectures when you register for the Online at Home event, live-streamed from Richmond on Friday, 2 June and Saturday, 3 June. Recordings of the lectures will be available until 15 August 2023.

Online at Home will be hosted by Ann Staley, CG, who will guide you through the two live-streamed days with our expert speakers and live Q&A. The exceptional lectures featured will give you a greater understanding of topics that will benefit your family history research, including BCG Skillbuilding methodology, Virginia research, African American research, and DNA tools.

There will be fun activities with the Whova app that connects you with in-person and virtual attendees, the Expo Hall and vendors, lecture handouts, and a chance to win prizes both days.

To learn more about the Online at Home lecture program and speakers, visit **https://conference.ngsgenealogy.org/onlineathomeagenda**.

Video sessions are closed captioned. CC

NATIONAL GENEALOGICAL SOCIETY
FOUNDED 1903

©2023 NATIONAL GENEALOGICAL SOCIETY



DIRECTORY OF EXHIBITORS

Afro-American Historical and Genealogical Society

Booth Number: 109, 208

president@aahgs.org

https://www.aahgs.org/

The Afro-American Historical and Genealogical Society, Inc. (AAHGS) is a non-profit 501(c)3, which strives to preserve African-ancestored family history, genealogy, and cultural diversity by teaching research techniques and disseminating information throughout the community. Our primary goals are to promote scholarly research, provide resources for historical and genealogical studies, create a network of persons with similar interests, and assist members in documenting their histories.

American Ancestors/New England Historic Genealogical Society

Booth Number: 108

kathleen.mackenzie@nehgs.org

https://www.americanancestors.org/

American Ancestors/New England Historic Genealogical Society is one of the world's leading nonprofit resources for family history research, with a 100+ person staff dedicated to educating, inspiring, and connecting family historians. We can help you explore your ancestry through expert services and educational content, original scholarship, over a billion searchable names, unique databases, digital manuscript and book collections, and a multi-story public research center in Boston, Massachusetts, recently named by USA Today as one of "ten great places to trace family roots." Find out more at **AmericanAncestors.org**.

American Ancestors
by New England Historic Genealogical Society
A National Center for Family History, Heritage & Culture

$25 off new memberships and 20% off NEHGS titles using code NGS2023.
Valid from 5/31/2023–6/3/2023.

Visit us at Booth #108 | AmericanAncestors.org

Ancestor Tracks

Booth Number: 230

sharoncookmac@gmail.com

https://ancestortracks.com/wp/

AncestorTracks.com: One-Stop Portal for PA Research Publications (downloadable pdf files; $)~ The Keystone: Essential Guide to Pennsylvania Historical County Records (NEW! 525 pages)~ Statewide Warrant, Patent and Tract Name Ledgers documenting first landowners (official Pennsylvania ledgers predating county deed books)~ "Early Landowners of Pennsylvania" county atlases physically pinpoint Pennsylvania landowners (& many neighbors) in Berks, Dauphin, Fayette, Greene, Lancaster, Northampton, Washington, & Westmoreland Counties (download complete books or township chapters) Website (free):~ Valuable tutorials~ Web page for each county with free images of 19th-century landowner maps and atlases to correlate with censuses and county histories

Ancestral Systems, LLC

Booth Number: 408

rich@ancestralsystems.com

https://clooz.com/

Ancestral Systems, LLC, provides software designed to support the best-practices in family history research. Its flagship software program, Clooz, uses a unique document-based approach supporting extraction, organization and analysis of detailed information from potential sources. Once personal identities and family relationships are properly determined, the information can then be exported to family tree programs. A complete makeover of Clooz (version 4) has recently been released and is full of significant enhancements. Clooz is a Windows desktop application.

Ancestry

Booth Number: 301

https://www.ancestry.com/

Ancestry®, the global leader in family history and consumer genomics, empowers journeys of personal discovery to enrich lives. With our unparalleled collection of 20 billion records and over 16 million people in our growing DNA network, customers can discover their

family story and gain actionable insights about their health and wellness. For over 30 years, we've built trusted relationships with millions of people who have chosen us as the platform for discovering, preserving and sharing the most import-ant information about themselves and their families.

Artifcts

Booth Number: 401

heather@artifcts.com

https://artifcts.com

Artifcts is where 'stuff' and stories meet, because otherwise stuff is just stuff. Our web and mobile app make it easy to capture the meaning of any object in a private collection, freeing you to decide what's next: share, store, preserve, insure, sell, donate? It's up to you! Your stories. Your history. Your Artifcts.



Association of Professional Genealogists

Booth Number: 209, 308

admin@apgen.org

https://www.apgen.org

The Association of Professional Genealogists (APG) is a not-for-profit 501(c)(6) professional organization dedicated to the growth and enhancement of the genealogical profession. Founded in 1979, APG is the world's largest association for professional genealogists, representing more than 2,000 members across forty countries. Our mission is to support those engaged in the business of genealogy through advocacy, collaboration, education, and the promotion of high ethical standards. We also seek to protect the interests of clients engaging the services of a professional genealogist and the public perception of the field of genealogy.

Augusta County Genealogical Society

Booth Number: 315

garbers82@gmail.com

https://acgsva.org/

The Augusta County Genealogical Society (ACGS), located in the beautiful Shenandoah Valley of Virginia, was established in 1996. Our mission is threefold:1. Help preserve genealogical records and public access to them2. Furnish aid and education in genealogical research methods3. Foster and encourage interest in genealogical research

Barb's Branches

Booth Number: 307

barbsbranches@gmail.com

https://www.etsy.com/shop/barbsbranches

Barb's Branches ~ One-of-a-kind Family Tree of Life jewelry, hand-drawn and hand-sawn in copper, sterling silver, and karat gold. Creatively made using vintage items such as sterling silver spoons and watch cases, each piece is uniquely designed with the family historian in mind! Barb's Branches also carries a varied selection of estate jewelry and heirloom related items.

Board for Certification of Genealogists

Booth Number: 309

office@BCGcertification.org

https://bcgcertification.org/

The mission of the Board of Certification of Genealogists® is "...to foster public confidence in genealogy as a respected branch of history by promoting an attainable, uniform standard of competence and ethics among genealogical practitioners, and by publicly recognizing persons who meet that standard…" Certified associates have met the rigorous standards for knowledge and competence of the field.Incorporated in 1964, BCG is an independent, non-profit certifying body that is nationally and internationally recognized. BCG promotes ethics and standards through its certification program and publications. These include

Genealogy Standards, The BCG Application Guide, the newsletter OnBoard, and its blog, Springboard.

Boston University

Booth Number: 114

anolan@mindmax.net

https://genealogyonline.bu.edu/

Whether you're a genealogy enthusiast or a professional looking to further your career, Boston University's online Genealogy Studies Program, led by renowned instructors, will help you advance your genealogical work to the next level. Choose from three unique course offerings – one of which is brand new for Fall 2023!NGS members also receive a 10% tuition discount upon enrollment!

BYU Center for Family History and Genealogy

Booth Number: 424

jill_crandell@byu.edu

https://cfhg.byu.edu

The BYU Center for Family History and Genealogy provides research tools to the public at no cost, while providing mentored learning experiences for the family history majors at Brigham Young University. Visit our booth to learn more about the Immigrant Ancestors Project, Early British Census Project, Script Tutorials, Linking Families for Cancer Prevention, Nauvoo Community Project, our Repatriation project, and more.

Civil War Records

Booth Number: 419

brian@civilwarrecords.com

https://civilwarrecords.com/

We provide on site research and record retrieval at the National Archives. specializing in the Civil War and War of 1812 records. Our services are quicker and less expensive than ordering directly from the National Archives.

Clayton Library Friends

Booth Number: 131

president@claytonlibraryfriends.org

https://claytonlibraryfriends.org/

Consistently named one of the top genealogical research libraries in the US, Houston Public Library's Family History Research Center at the Clayton Library Campus features a large collection of national and international materials and a staff that guides visitors through their family history research. The library is located in Houston, Texas, in the city's Museum District, and boasts a four-building campus that includes the historic William L. Clayton residence and a large, modern research facility.Clayton Library Friends, a tax-exempt, non-profit organization of volunteers, has promoted and enriched the resources of the library for over 36 years.

Creative Memories

Booth Number: 118

CMbethsaunders@gmail.com

https://www.creativememories.com/cm/bethsaunders

Creative Memories independent advisor and archivist Elizabeth Saunders teaches about photo and document preservation and heritage albums, and sells archival scrapbook album supplies.

Daughters of the American Revolution

Booth Number: 313, 412

ploosnoji@dar.org

https://www.dar.org/

The National Society Daughters of the American Revolution is the largest women's service organization in the world. Over 180,000 women are members of over 2500 chapters in the US and in other countries. Membership is open to any woman over age 21, who can prove lineal descent from someone who aided the cause of American Independence. The cornerstones of our mission are: education, patriotism, and historic preservation. Each chapter participates in its own set of service projects and social events. However, women in every chapter support each other and often become lifelong friends.

Decipherink

Booth Number: 207

taieno.kaiser@gmail.com

https://www.decipherink.com/

DecipherInk is a tool designed to efficiently help the user learn the necessary elements of a foreign language in order to read genealogical documents in that language. These elements include scripts and paleography, basic grammar, and vocabulary. DecipherInk also includes practice aimed at increasing retention and improving document reading speed, as well as easy-to-use reference materials.

DNAngels

Booth Number: 120, 122

laura@DNAngels.org

https://www.dnangels.org/

We are a nonprofit search angel organization dedicated to assisting individuals searching for their biological parent(s) using DNA interpretation, mapping, and extensive research. For clients struggling with the news of a Non Paternal Event (NPE, also referred to as Not Parent Expected), donor conception, or adoption, we offer support and fellowship in our private online group. Services to help find birth parents come at no cost to a client, other relatives may require a fee.

EphemeraSearch

Booth Number: 104

amy.bowen@gmail.com

https://www.ephemerasearch.com/

EphemeraSearch is an online database of old mail. Our mission is to digitize the world's old postcards, letters, telegrams, and other ephemera so genealogists can search for correspondence relating to their ancestors or towns of interest.We're rescuing large collections of diverse family history which are unlikely to otherwise be published, thanks to our growing network of genealogists, antique dealers, and archivists who share our passion for preserving the everyday past. What will you discover?

Family Locket Genealogists

Booth Number: 327

Nicole@FamilyLocket.com

https://familylocket.com

Learn to research like a pro with Family Locket Genealogists using their highly-praised books, online courses, and study groups. Join Diana Elder, AG and Nicole Elder Dyer, mother-daughter team, as they discuss records, organization, methodology, and DNA in their free, weekly Research Like a Pro Podcast. Diana and Nicole share their research and write how-to articles for tech tools and various record types at FamilyLocket.com. Discover their research process in their books, Research Like a Pro and Research Like a Pro with DNA. Along with their educational materials, Family Locket offers coaching & consulting, and professional research.

Family Tree Magazine

Booth Number: N/A

familytree@yankeepub.com

https://familytreemagazine.com/

Family Tree Magazine shares the best resources and tips for genealogists of all experience levels. Our team of experts covers the tools and ancestor-research strategies that are most useful for family historians. Topics covered include genealogy websites, records, DNA tests and guides to researching your ethnic heritage. In addition to the bimonthly Family Tree Magazine, we also publish online articles, courses, webinars, and downloadable forms and templates. We share news about all of the above in our free bimonthly podcast, as well as in our email newsletter.

Family Tree Maker - Software MacKiev

Booth Number: N/A

duff@familytreemaker.com

https://www.familytreemaker.com

FTM 2019, the 30th Anniversary edition of Family Tree Maker takes this grand old brand to places its original creators could only have dreamed of. Where every change you make to your tree on your computer can be instantly viewed from any smartphone or tablet. Where you can turn back time to erase mistakes you made even a thousand

changes ago. Where you can arrange for your tree to be passed on to a relative along with your Family Tree Maker license to ensure your legacy lives on. Welcome to the new world of Family Tree Maker.

FamilySearch

Booth Number: 101, 103, 200, 202

provardmr@familysearch.org

https://www.familysearch.org/en/

FamilySearch International is the largest genealogy organization in the world. Millions of people use FamilySearch records, resources, and services to learn more about their family history. FamilySearch has been actively gathering, preserving, and sharing genealogical records worldwide for over 125 years. FamilySearch services and resources are free online at FamilySearch.org or through more than 5,000 family history centers in 132 countries, including the Family History Library in Salt Lake City.

FamilyTreeDNA

Booth Number: 100, 102

janinec@genebygene.com

https://www.familytreedna.com/

Discover your unique DNA story with FamilyTreeDNA's industry-leading autosomal DNA (Family Finder), mitochondrial DNA (mtDNA), and Y-DNA testing services.The pioneer of the genetic genealogy industry, FamilyTreeDNA has helped over two million people break down genealogical brick walls for the last 22 years.With three databases—Family Finder, mtDNA, and Y-DNA—composed of over two million testers, FamilyTreeDNA allows you to make new connections with sophisticated tools and features that open up opportunities to discover more about your genetic ancestry––all with a simple swab of your DNA.FamilyTreeDNA is the place to test for those looking to gain further insight into their family history.

Fauquier Heritage & Preservation Foundation, Inc.

Booth Number: 423

nupshaw@compuserve.com

http://www.thegottlibrary.org

The Fauquier Heritage and Preservation Foundation, Inc. (FHPF), including the John K. Gott Library and the Robert Sinclair Education Center, is a private, nonprofit historical and genealogical organization which focuses on Fauquier families and nearby counties in Northern Virginia. Our collections include publications, archives and maps, including the papers of John K. Gott, T. Triplett Russell, and other notable historians and genealogists.

FOREVER, Inc

Booth Number: 110

ehelsel@forever.com

https://www.forever.com/

FOREVER® is the world's first and only guaranteed, permanent online media storage solution. We're your #1 trusted source for digitization, cloud storage, printing, and more. At FOREVER, our mission is to help genealogists and other family historians save, organize, and share their memories now and for generations into the future. Unlike other cloud storage services, FOREVER Storage® provides every storage owner with a permanent digital home that will last for their lifetime plus 100 years, guaranteed, with a goal of many generations beyond. In addition to FOREVER Storage, we provide products and services that make FOREVER a one-stop-shop for all your memory keeping needs. We offer media digitization services, online photo gift printing, award-winning desktop design and organization software, a dedicated family research team and more! At FOREVER, we are building a strong, reliable organization which serves humanity today and will continue to serve for many generations into the future.

FOREVER.

The only platform that enables you to save, organize, and share all your memories today, tomorrow, and for generations beyond.

WWW.FOREVER.COM | 1-888-367-3837

Photos | Videos | Documents | Audio Files | Stories

Genealogical Society of New Jersey

Booth Number: 422

sales@njgenealogy.com

https://www.gsnj.org/

The Genealogical Society of New Jersey (GSNJ) was founded in 1921 by a group of genealogical scholars dedicated to the preservation of New Jersey family history. The Society's mission is to discover, procure, preserve and publish information pertaining to families and individuals associated with New Jersey.

Genealogical Society of Pennsylvania

Booth Number: 418

admin@genpa.org

https://genpa.org

The Genealogical Society of Pennsylvania (GSP) is a non-profit educational institution located at 2100 Byberry Road, Suite 111, Philadelphia, Pennsylvania 19116. Founded in 1892, GSP is one of the earliest genealogical societies founded in the United States. Our mission is to provide leadership and support in promoting genealogy through education, preservation, and access to Pennsylvania-related genealogical information. GSP is committed to preserving and publishing primary source records and to helping people to search for their ancestors.

Genealogical Speakers Guild

Booth Number: 125, 127

President@GenealogicalSpeakersGuild.org

https://www.genealogicalspeakersguild.org/

The Genealogical Speakers Guild was founded in 1991 to facilitate better communication between speakers and societies. This on-line Directory of Members is one step toward that goal.

Genealogical.com

Booth Number: 224, 226

jgaronzi@genealogical.com

https://genealogical.com

Genealogical.com is the leading publisher of how-to books, general reference works, collections of source records and compiled genealogies, and genealogy E-books in the United States. Its acclaimed authors include Elizabeth Shown Mills, Val D. Greenwood, Gary Boyd Roberts, David Dobson, Brian Mitchell, and many others. Genealogical.com's publications have been awarded honors by the National Genealogical Society, the American Library Association, and the Society of American Genealogists.

Genealogy House Publishing

Booth Number: 107

linda@genealogyhouse.net

https://genealogyhouse.net/

GENEALOGY HOUSE is a boutique publisher of family history and genealogy.Our professional team helps turn your family stories and genealogy into a beautiful book that will be treasured for generations to come. We can help you preserve all of your family history by combining good writing and sound editing with your research. A cohesive narrative, including photos, maps, and/or reproductions of documents as available, can reinforce your genealogy work and add depth and details about your family that might otherwise be lost.With decades of experience in book publishing, backed by a team of talented writers, editors, and designers, we can help you capture the spirit of the people of your past to share with generations to come.

Geni

Booth Number: 304, 306

amanda@geni.com

https://www.geni.com/

Geni, a MyHeritage Company, is a leader in collaborative genealogy and the home of the World Family Tree, which connects more than 175 million relatives. Through the collaboration of millions of global users and with the aide of over 200 volunteer curators, Geni's World Family Tree is quickly becoming one of the largest and highest quality family trees of the entire world.Sign up for FREE and discover your connection today. https://www.geni.com

Godfrey Memorial Library

Booth Number: 417

carol.ansel@godfrey.org

https://www.godfrey.org/scholar/godfrey-home.html

The Godfrey Memorial Library is a member-based, genealogical and local history research center located in Middletown, Connecticut since 1947. We have extensive resources, both print (40,000 volumes) and online, as well as experienced staff who can assist visiting members with their research, and/or provide hourly research project services at reasonable rates. We are the home of the ABGI, a 226-volume index of over 800 genealogical resources, including the genealogical query and answer column which ran for 40 years in the Boston Evening Transcript.

GRIP - Genealogical Research Institute of Pittsburgh

Booth Number: 323

Info@GRIPitt.org

https://www.gripitt.org/

GRIP offers in-depth, week-long, hands-on courses, both virtual and in-person, on a wide variety of topics and skill levels. While virtual courses are a boon to those at a distance or who cannot travel, there is a demand for in-person learning and socialization among those who want to get away from their home environment and enjoy "summer camp" in a "genealogy bubble." Both options give students expert instruction from field leaders and the camaraderie of a classroom experience through active participation in discussion and exercises. The connections made among students and faculty lasts far beyond the institute week.

Heritage Books, Inc.

Booth Number: 126, 128, 130, 132, 134

crscott@HeritageBooks.com

https://heritagebooks.com/

Genealogy publisher and sponsor of the YouTube channel, @JustGenealogy

History & Genealogy, St. Louis County Library

Booth Number: 105

Jeubanks@slcl.org

https://www.slcl.org/

History & Genealogy at St. Louis County Library is recognized as one of the top genealogical libraries in the United States. Since 2002, H&G has partnered with the National Genealogical Society, providing researchers nationwide with access to the NGS Book Loan Collection – a collection of resources which is available for circulation and inter-library loan. H&G collections are vast – supporting genealogical research in the Eastern and Central United States, Canada, Mexico, and Europe.

International Commission for the Accreditation of Professional Genealogists

Booth Number: 325

hansen.jenny@gmail.com

https://www.icapgen.org/

The International Commission for the Accreditation of Professional Genealogists, internationally recognized as ICAPGen™, is a professional credentialing organization dedicated to testing an individual's competence in genealogical research. The organization is administered by a board of qualified Commissioners with many years of experience. Professional credentials with ICAPGen™ provide numerous benefits.

Lakehead University Paleo-DNA Laboratory

Booth Number: 430

swfratpi@lakeheadu.ca

https://www.lakeheadu.ca/centre/lucas/laboratories/paleo-dna

The Lakehead University Paleo-DNA Laboratory, established in 1996, is an academic laboratory offering external services through the Lakehead University Centre for Analytical Services (LUCAS). Our facility is located in Thunder Bay, Ontario, Canada. We were one of the first Canadian laboratories to develop and offer training in mitochondrial DNA analysis techniques. The laboratory provides three functions: research, services and teaching. We have been pioneers in the application and training of modern molecular genetic techniques and technologies to the study of archaeological, degraded and Paleo-DNA. Our DNA laboratory is specifically designed to accommodate low-copy number or degraded samples. Our commitment to contamination control and high standards emphasizes the reliability of results produced at the Paleo-DNA Laboratory.



mygenealogybooks.com (Books & Things)

Booth Number: 228

booksandthings2@att.net

https://www.mygenealogybooks.com/

www.mygenealogybooks.comNeed a Book? Maybe you just want one. Browse or search more than 7,000 books at www.mygenealogybooks.com (aka Books & Things). Want to see if your ancestor's name is in the index? Send us an email at booksandthings2@att.net. We'll look for you. Be sure to include full names, approximate dates, and location. But you will need to wait for an answer, because we're here at the conference, and the books are home in Texas. Be sure to stop by our booth to say hello.

MyHeritage

Booth Number: 201, 203, 300, 302

conferences@myheritage.com

https://www.myheritage.com/

MyHeritage offers users a meaningful discovery experience that unites their past, present, and future using sophisticated matching technologies, billions of international historical records, and at-home DNA tests. It is also home to the world's best technologies for animating, colorizing, and enhancing historical photos. MyHeritage's Deep Nostalgia™ feature has taken the internet by storm and has been used over 80 million times. Another recent addition, Genetic Groups, dramatically increases the resolution of MyHeritage's ethnicity breakdown to 2,114 geographic regions, and enables users to pinpoint the specific locations their ancestors came from, providing greater depth than any other consumer DNA test.

Mylio

Booth Number: 123 & 222

alex@mylio.com

https://mylio.com/

Mylio Photos changes how the world remembers. It allows families to rediscover and protect a lifetime of photos, videos, and other important documents. With Mylio Photos's help, families bring together all their photos, scattered across different devices and storage platforms, into a single beautiful library. Families can access their memories anytime on any device without a cloud or internet connection.

NC Historical Records Online

Booth Number: 331

dmccorkle@nchistoricalrecords.org

http://nchistoricalrecords.org/

North Carolina Historical Records Online (NCHRO) is a 501(c)(3) non-profit organization with a mission to provide

public online access to images of original records and other relevant information useful to researching North Carolina history and genealogy. We specialize in public and privately held records that are typically not found on the big websites. Our main project is the free website http://nclandgrants.com that contains searchable data for all 200,000 land grants issued in North Carolina, linked to over a million high quality images of original documents. NCHRO is operated by a volunteer Board of Directors with no paid staff.

The New York Film Shop

Booth Number: 400

russgeltman@gmail.com

http://www.newyorkfilmshop.com/

The New York Film Shop provides legacy documentaries that preserve your loved one's stories and connects the past to future generations. By combining firsthand accounts of their life with digitized home videos, films, photos, and other memorabilia, we are able to capture the essence of who they were, while leaving your family with a video time capsule that will last many lifetimes. With over 25 years of experience, The New York Film Shop has helped preserve the legacies of an entire generation that would otherwise have been lost to time. Let us help preserve your family's legacy today!



New York Genealogical and Biographical Society

Booth Number: 416

aking@nygbs.org

https://www.newyorkfamilyhistory.org/

New York's oldest and largest genealogical organization, offering in-person and online educational opportunities and providing access to millions of online New York records.

North Carolina Genealogical Society

Booth Number: 317

Michele.Doyle@NCGenealogy.org

https://www.ncgenealogy.org/

The North Carolina Genealogical Society, chartered in 1974, is open to all who are interested in genealogical or historical research. Our goals are to:•increase interest in and raise the standards of research and compilation by means of educational programs and publications;•acquaint members with research sources and materials in North Carolina and elsewhere;•serve as a medium of exchange of genealogical information;•promote the collection, preservation, and utilization of manuscripts, documents, and other materials of genealogical and historical value.

Ohio Genealogical Society, Inc

Booth Number: N/A

npoirier@ogs.org

https://www.ogs.org

Since 1959, we have been one of the nation's leading state genealogical societies. The Ohio Genealogical Society uniquely creates a network of Ohio expertise that lets genealogists discover their families so they feel personally enriched and confident in their results. Our mission is: Protecting and sharing Ohio's family history resources, developing engaging educational opportunities, and connecting genealogists.

Our Fun Tree, LLC

Booth Number: 116

info@ourfuntree.com

https://www.ourfuntree.com/

Our Fun Tree is owned by an avid genealogist and we sell Jewelry that Celebrates Family, Family Heritage, Family History, Genealogy and The Tree of Life!

Palatines to America

Booth Number: 406

nekero@aol.com

https://palam.org/

Palatines to America is a national German genealogical society dedicated to assisting members in finding ancestors regardless of the place of origin of their German-speaking ancestors. Our society has six state chapters—Colorado, Indiana, New York, North Carolina, Ohio, and Pennsylvania. Our membership consists of persons at all levels of research. We have a quarterly published journal and several databases in the members' only section of our website. Each of our state chapters normally hold educational programs in the spring and fall. Most are available by Zoom so individuals can attend regardless of location. We holds a national conference biennially.

Preserving Your Heritage

Booth Number: 319

PreservingYourHeritage@gmail.com

https://www.preservingyourheritage.com/

Michele Doyle and Dorothy Tucker have been partnering with individuals and families to preserve their memory collections since 2013.Michele and Dorothy enjoy getting to know their clients through their photos and stories. They recognize that every photo collection is unique and needs to be preserved in a way that will be meaningful to each family member.Michele and Dorothy are certified by the Photo Managers. Michele has a master's degree in Library Science and is Home Movie certified. Dorothy is a Forever Lead Ambassador.

Related Faces Technologies LLC

Booth Number: 106

tina@relatedfaces.com

https://relatedfaces.com

Related Faces is a new tool for anyone with photos containing unknown people. Using our patented technology, along with artificial intelligence, we scan your photos and isolate faces. From here we compare the faces from your photo, and any associated data, with our entire database, returning pairings with photos from your own collection, other users' photos and photos from U.S. Library of Congress. These pairings can help you fill in the blanks of your photo mysteries and enable you to collaborate with others. They're not just photos, they're your family history!

ResearchTies

Booth Number: 427

jill@researchties.com

https://researchties.com

ResearchTies, an innovative online research log, helps users record and organize all of their research objectives, searches, and results. With powerful searching and sorting capacity, this log provides immediate retrieval of all relevant documents for analysis and correlation, and instantly generates current "to do" lists. Visit our booth to discover the power of an online research log.

Salt Lake Institute of Genealogy

Booth Number: 421

director@slig.ugagenealogy.org

https://slig.ugagenealogy.org/index.php

The Salt Lake Institute of Genealogy (SLIG) offers in-depth, intermediate to advanced level education for genealogists. Hosted by the Utah Genealogical Association, SLIG offers three programs each year: SLIG Fall Virtual, which offers a variety of courses in a multi-week format each fall; SLIG, a week-long program held each January; and SLIG Spring Virtual, which also meets in a multi-week format in the spring. All courses will be held in a virtual format this year.

Sons of the American Revolution

Booth Number: 414

schwetke.sar@gmail.com

https://www.sar.org/

501(c)(3) Lineage Society based on patriot service during the American Revolution

Southern Historical Press, Inc.

Booth Number: 426, 428

southernhistoricalpress@gmail.com

https://southernhistoricalpress.com/

Genealogical Book Publisher

Storied

Booth Number: 205

hhaunert@storied.com

https://storied.com/

The next chapter in family history is here - Storied. We bring traditional genealogy to a new level with easy storytelling features and relationships outside the family tree to connect you to events and people that have made an impact on your life - past and present. Collaboration through groups is an easy way to share and discover rich stories with friends and family. Enrich your family story with Storied's billions of historical records and exclusive newspaper articles - all at an affordable price. Storied is accessible to subscribers across the globe, so join us on our mission to uncover the stories of your family's past.

Storied®

Family history for family and friends

Storied.com

The Family History Guide Association

Booth Number: 206

coo@thefhguide.com

https://www.thefhguide.com

The Family History Guide is a free website that represents a best-in-class learning environment for family history. Its scope is broad, but its focus is narrow enough to help you achieve your goals, step by step. Whether you're brand new to family history or a seasoned researcher—or somewhere in between—The Family History Guide can be your difference maker.Mission Statement: "Our mission is to greatly increase the number of people actively involved in family history worldwide, and to make everyone's family history journey easier, more efficient, and more enjoyable."

The Heritage Library Foundation

Booth Number: 415

director@heritagelib.org

https://heritagelib.org/

The Heritage Library Foundation is a private, non-profit, ancestry and history research center located on Hilton Head Island, SC. The Library provides ancestry research assistance and database access to members and visitors, while also providing classes, programming and events focused on genealogy and local history. We also conducts research projects specific to Lowcountry history. We are an affiliate library of the Family Search Library (LDS) and a Facility on the NPS Underground Railroad Network to Freedom.

Untangling Our Roots

Booth Number: 112

jen@naapunited.org

https://untanglingourroots.org/

Untangling Our Roots is a partnership between the National Association of Adoptees and Parents, Inc. and Right To Know. Untangling Our Roots unites the adoption, assisted reproduction, and non-paternal event communities into one amplified voice; advancing awareness and education; seeking truth and healing; and fostering connections and understanding.

Virginia Genealogy Society

Booth Number: 407, 409, 411, 413

mike@vgs.org

https://www.vgs.org/

As the host genealogical society for this year's conference, our booth offers you Virginia resources. We will have members available to help answer questions about Virginia locations, resources and repositories to help guide your research plan. In addition, we will be offering discounted publications for sale. As the key to unlocking your Virginia ancestry, we offer, webinars and conferences, member-only content and discounts, quarterly VGS Newsletter and the Magazine of Virginia Genealogy whose 60 years of content is available as a benefit to members. Join at this conference for a 20% discount off our regular $40 membership.

Vivid-Pix

Booth Number: 113, 115, 212, 214

Rick.Voight@Vivid-Pix.com

https://vivid-pix.com

Vivid-Pix harnesses technologies, making it easy for individuals and organizations to relive life's memories. Photographs capture a moment in time. Our mind transcends time when looking at pictures; remembering who we were with, what was said, even sounds and smells – recollecting how we felt. They also provide a glimpse into other's experiences.Documents, letters, and records archive specifics and further describe events and feelings. Through video and written materials, we educate how to use various tools so users can do more.

Voss Signs

Booth Number: N/A

tom@vosssigns.com

https://vosssigns.com/

Since 1965, Voss Signs, LLC has produced custom and stock signs for various customers that include: Forestry Professionals, Land Owners, State and Federal Government Agencies.

YourLegacyYourStory.com

Booth Number: 403

brett@yourlegacyyourstory.com

https://yourlegacyyourstory.com/

We have two divisions. Our digitizing division provides expert level organizing, digitizing and restoration. Our storytelling division produces documentaries, family history websites and publishes family and organizational history books. we specialize in large and complex projects.



#NGS2023GEN

Bring your family story to life, together.



Ancestry® can help you and your family uncover the little details that make your family's history unique.

ancestry®